


WWW.RESUNSOLAR.COM



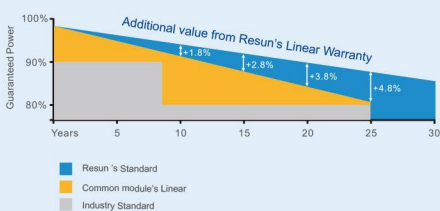
144 Cells
Mono Half-Cell 9BB

425-450 W
Power output

20.37%
The Highest Efficiency

0~+5W
Tolerance

**0.5% Annual Degradation
over 30 years**



LINEAR PERFORMANCE WARRANTY
12 year Product Warranty / 30 year Linear Power Warranty

RS7I-M

RS7I-M HALF-CELL series is produced with high efficiency multi-busbar cells, which can reduce the module internal power loss to improve its conversion efficiency, as well as lower the failure risk caused by cracks and broken busbar to enhance the module reliability. Combined with half-cell technology, the module is highly resistant to hot-spot crisis caused by shadow effect.



High Reliability

Multi-busbar technology can effectively reduce the reliability risk caused by cells cracks and broken busbar.



Anti-PID Resistance

Prominent anti-PIPO performance reduces the power degradation, leading to higher energy yield and lower LCOE.



Durability Against Extreme Conditions

Certified to resist high salt mist and ammonia conditions.



High Efficiency

Multi-busbar technology can reduce the module internal power loss to improve the module conversion efficiency significantly.



Low-Light Performance

With high transmittance and anti-reflective 3.2mm tempered glass, the module has stronger performance under low light circumstances.



High Mechanical Strength

Certified to withstand: high wind load(2400Pa) and snow load(5400Pa).

Full range of products and certification systems

ISO9001 TUV PID-FREE CE IEC 61215/61730/61701/62716




RS7I-M



GLOBAL PROFESSIONAL PV PRODUCTS INTEGRATED SOLUTIONS SUPPLIER

Dimension of PV Modules Unit: mm



ELECTRICAL DATA(STC)

	425W	430W	435W	440W	445W	450W
Rated Power in Watts-Pmax(Wp)	425W	430W	435W	440W	445W	450W
Open Circuit Voltage-Voc(V)	48.3V	48.5V	48.7V	48.9V	49.1V	49.3V
Short Circuit Current-Isc(A)	11.23A	11.31A	11.39A	11.46A	11.53A	11.6A
Maximum Power Voltage-Vmp(V)	40.5V	40.7V	40.9V	41.1V	41.3V	41.5V
Maximum Power Current-Imp(A)	10.5A	10.57A	10.64A	10.71A	10.78A	10.85A
Module Efficiency (%)	19.24%	19.46%	19.69%	19.91%	20.14%	20.37%

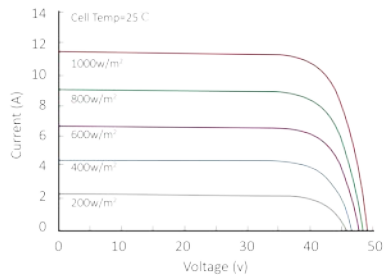
STC: Irradiance 1000 W/m², Cell Temperature 25°C, Air Mass AM1.5 according to EN 60904-3.

ELECTRICAL DATA(NOCT)

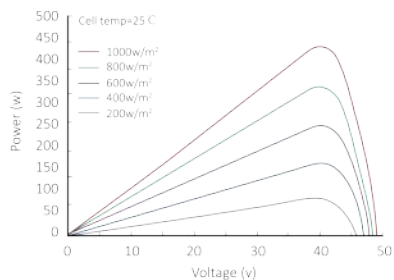
	317.4W	321.1W	324.9W	328.6W	332.3W	336.1W
Maximum Power-Pmax (Wp)	317.4W	321.1W	324.9W	328.6W	332.3W	336.1W
Open Circuit Voltage-Voc (V)	45.3V	45.5V	45.7V	45.8V	46.0V	46.2V
Short Circuit Current-Isc (A)	9.08A	9.15A	9.21A	9.27A	9.33A	9.38A
Maximum Power Voltage-Vmp(V)	37.7V	37.9V	38.1V	38.3V	38.5V	38.6V
Maximum Power Current-Imp(A)	8.42A	8.47A	8.53A	8.59A	8.64A	8.7A

NOCT: Irradiance at 800 W/m², Ambient Temperature 20°C, Wind Speed 1 m/s.

Current-Voltage Curve (RS7I-440M)



Power-Voltage Curve (RS7I-440M)



MECHANICAL DATA

Solar cells	Half-Cell Mono 166x83mm, 9 Bus bars
Cell configuration	144 Cells (6x24)
Module dimensions	2094x1038x35mm
Weight	25KGS
Front Cover	3.2mm Tempered Glass
Frame Material	Anodized Aluminum Alloy
J-BOX	IP67 or IP68, 3 Diodes
Cable	4mm ² (IEC)/12AWG(UL),300mm or customized
Connectors	MC4 or MC4 Comparable
Standard Packaging	31pcs/pallet

TEMPERATURE & MAXIMUM RATINGS

Nominal Operating Cell Temperature (NOCT)	45°C±2°C
Temperature Coefficient of Voc	-0.32%/°C
Temperature Coefficient of Isc	0.05%/°C
Temperature Coefficient of Pmax	-0.34%/°C
Operational Temperature	-40~+85°C
Maximum System Voltage	1500V(IEC)/1500V(UL)
Max Series Fuse Rating	20A
Limiting Reverse Current	20A

PACKAGING CONFIGURATION

	40HQ
Modules per container	726pcs
Package	31pcs/pallet, 2pcs/carton
Package Number	22pallets + 22cartons

Partner information

