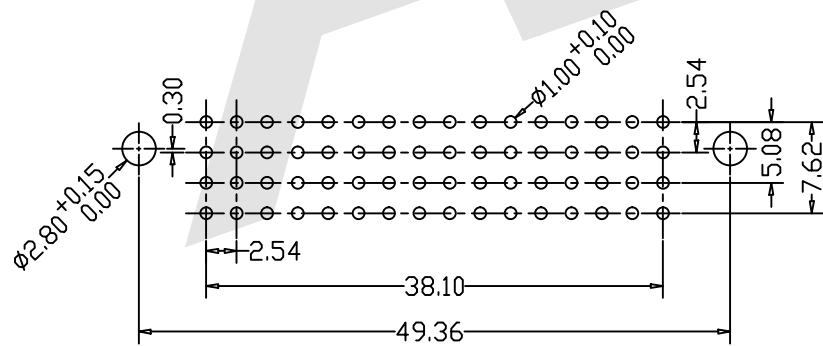
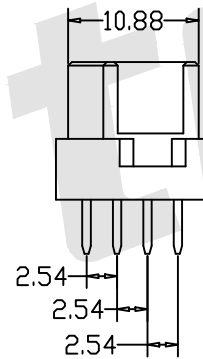
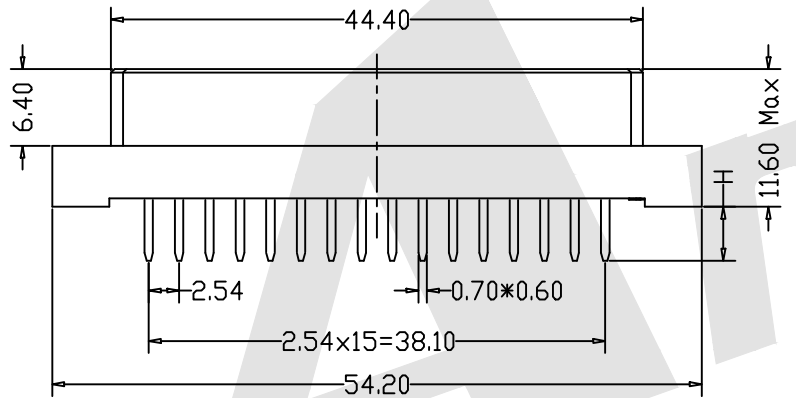
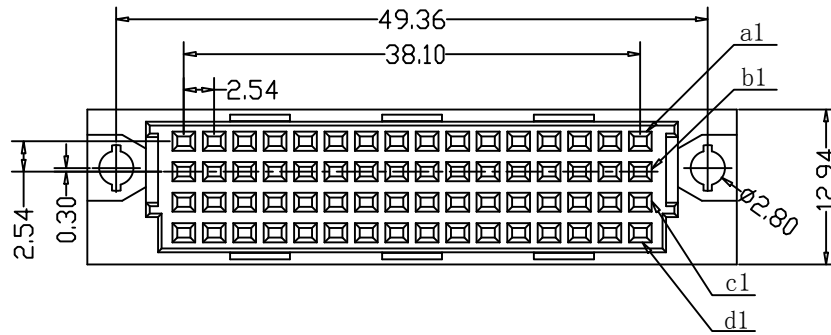


HSF



Recommended P.C.B. Layout

SPECIFICATION

- Current Rating: 2.0Amp
- Insulation Resistance: 1000MΩ Min.at DC 500V
- Contact Resistance: 20mΩ max
- Withstand Voltage: AC 1000V For 1 Minute
- Operating Temperature: -55° C to +105° C
- Contact Material: Brass
- Contact Plating: Au or Sn Over Ni
- Insulator Material: PBT+30%GF UL 94V-0
- Insertion Force: 64 Pin Max.70N
- Withdrawal Force: 0.15N min.Per Individual Contact

Ordering Code:

DFS - 64P - D - X - X - 402
 ① ② ③ ④ ⑤ ⑥

- ① Series No:
- ② No. of Contacts
64P, 32P
- ③ Termination
A: Straight solder tail length H=2.5mm
D: Straight tail length H=4.5mm
I: Straight tail length H=5.0mm
K: Straight tail length H=7.4mm
M: Wrap post tail length H=13.0mm
N: Wrap post tail length H=17.0mm
O: Wrap post tail length H=19.4mm
- ④ Rows Loaded With Contacts
J: Row a+b+c+d
K: Row a+d
- ⑤ Contact Plating
G0: Gold flash
S0: Gold flash/Ni
G1: 3u" Gold
S1: 3u" Gold/Ni
G2: 5u" Gold
S2: 5u" Gold/Ni
G3: 10u" Gold
S3: 10u" Gold/Ni
G4: 15u" Gold
S4: 15u" Gold/Ni
G5: 30u" Gold
S5: 30u" Gold/Ni
SN: Tin
- ⑥ Serise Number
402

Unless Otherwise specified tolerance
 X. ±0.35 X.XX: ±0.20
 X.X: ±0.25 X.XXX: ±0.15

Antenk ANTENK ELECTRONICS CO.,LTD
[Http://www.antenk.com](http://www.antenk.com)
 E-mail:sales@antenk.com

SCALE: As Shown UNIT: mm
 DRAW: Jacky DATE: 04/30/2021
 CHECK: BobYang DATE: 04/30/2021

TITLE:
 DIN41612 Vertical Female Type C Connectors 64 Positions



DRAWING NO: DFS-64-D-XX-402
 PRODUCT NO: DFS-64-D-XX-402

REV	DESCRIPTION	DATE