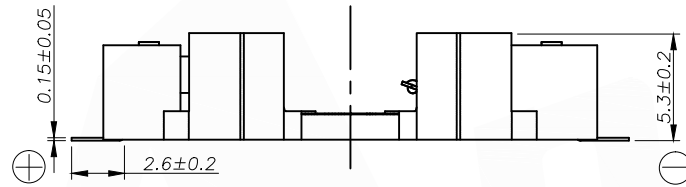
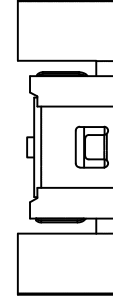
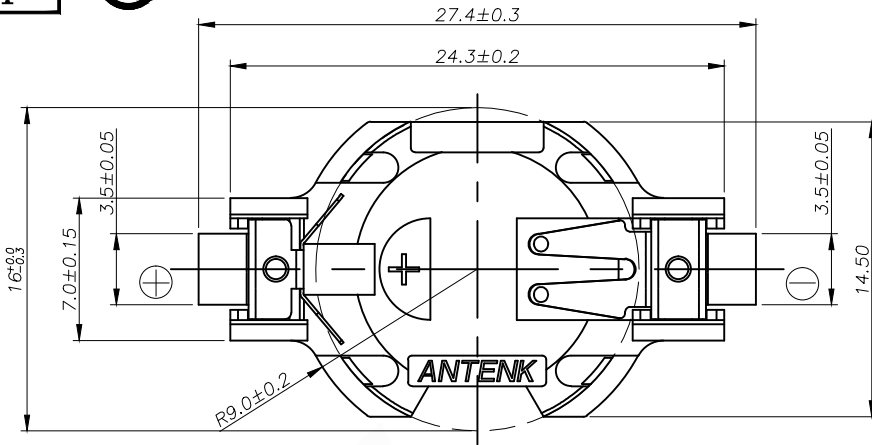


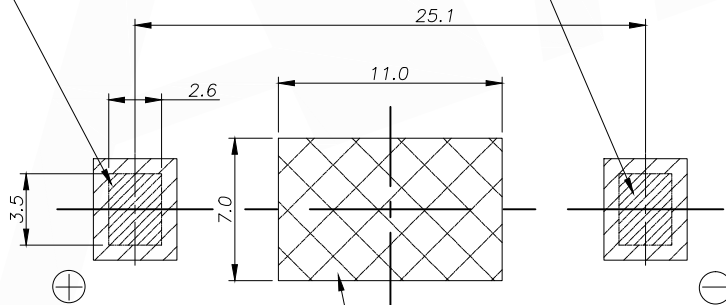
HSF



RoHS




Zone for slodering



PCB LAYOUT (TOP VIEW)

Zone for adhesive fixation
(as reference only)



NOTES:

1. Housing: LCP E130i, UL94V-0 UL No:E106764 Colr:Nature
2. Contact: Spring Stainless Steel 301, T=0.15mm
High temp tin plated 200U'' over Nickel 30u''
3. Working Temp: -40° C to +100° C

Order code:

BT - M - SN - X -1632B

① ② ③ ④ ⑤

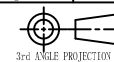
- ① BT:Coin Cell Holders
- ② Apperance for the product
M:SMT TYPE
- ③ Contact Plating
SN:Tin
G0:Gold flash G1: 3U'' Gold
G2: 5U'' Gold G3:10U'' Gold
G4:15U'' Gold G5:30U'' Gold
- ④ Packing method
A: Tray packing
R: Tape & reel packing
- ⑤ Product number
1632B

Unless otherwise specified tolerance
X. ±0.20 X.XX: ±0.05
X.X: ±0.10 X.XXX: ±0.02

SCALE: As Shown UNIT: mm

DRAW GongFeng DATE 07/27/2021

CHECK BobYang DATE 07/27/2021



ANTENK ELECTRONICS CO., LTD
Http://www.antenk.com
E-mail:sales@antenk.com

TITLE:
Coin Cell Holders SMT For 1632B

DRAWING NO: BT-M-SN-A-1632B

PRODUCT NO: BT-M-SN-A-1632B

REV	DESCRIPTION	DATE
1		
2		

DATE

1

2

3

4

5

6

7

8