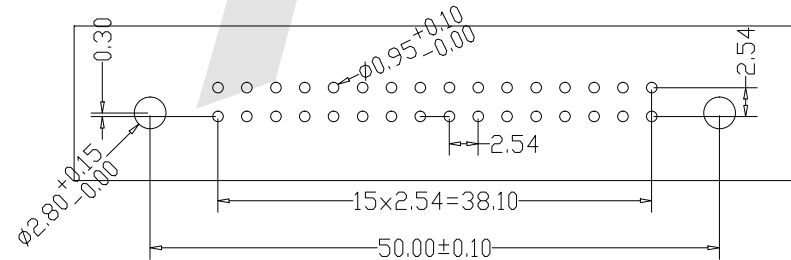
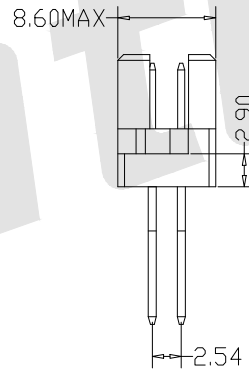
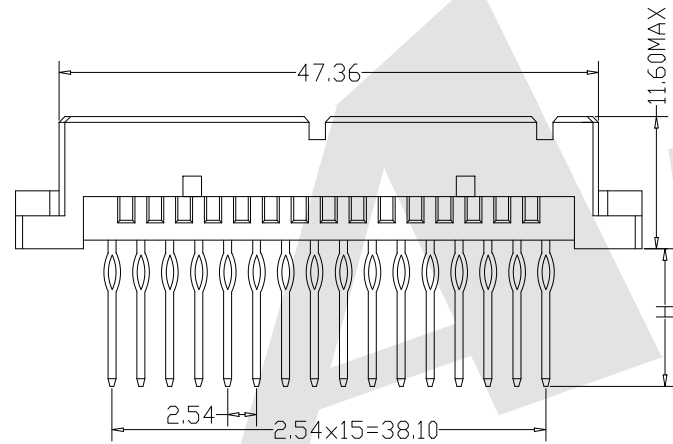
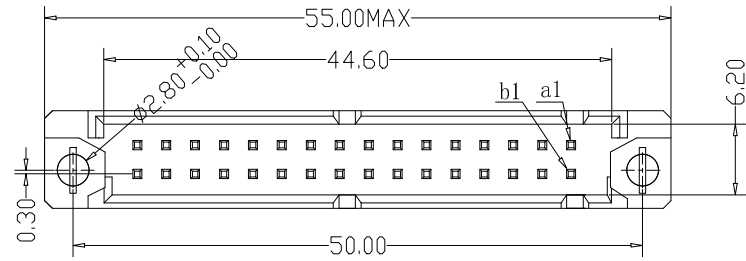


HSF



RoHS



Recommended P.C.B. Layout

SPECIFICATION

Current Rating: 2.0Amp  
 Insulation Resistance: 1000MΩ min.at DC 100V  
 Contact Resistance: 20mΩ max  
 Withstand Voltage: AC 1000V For 1 Minute  
 Operating Temperature: -55° C to +105° C  
 Contact Material: Brass  
 Contact Plating: Au or Sn Over Ni  
 Insulator Material: PBT+30%GF UL 94V-0  
 Insertion Force: 32 pin max. 30N  
 Withdrawal Force: 0.15N min. per individual contact

Ordering Code:

DMS - XX - X - X - X -212  
 ① ② ③ ④ ⑤ ⑥

- ① Series No:
- ② No. of Contacts  
16p 32P
- ③ Termination  
I: Straight press-fit tail length H=5.0mm  
M: Straight press-fit tail length H=13.0mm  
N: Straight press-fit tail length H=17.0mm
- ④ Rows Loaded With Contacts  
A: Row a  
C1: Row a+b(2, 4, 6...)  
C: Row a+b
- ⑤ Contact Plating  
G0: Gold flash  
S0: Gold flash/Ni  
G1: 3u" Gold  
S1: 3u" Gold/Ni  
G2: 5u" Gold  
S2: 5u" Gold/Ni  
G3: 10u" Gold  
S3: 10u" Gold/Ni  
G4: 15u" Gold  
S4: 15u" Gold/Ni  
G5: 30u" Gold  
S5: 30u" Gold/Ni  
SN: Tin
- ⑥ Series number  
212

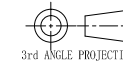
Code	Number Of Contacts	Contact Arrangement	Rows With Contacts	Pitch
A	16		a	2.54
C1	16		a b	5.08
C	32		a	2.54

Unless Otherwise specified tolerance  
 X. ±0.35 X. XX: ±0.20  
 X. X: ±0.25 X. XXX: ±0.15

**Antenk**® ANTENK ELECTRONICS CO., LTD  
 Http://www.antenk.com  
 E-mail:sales@antenk.com

SCALE: As Shown	UNIT: mm
DRAW Mo Guo Xuan	DATE 17/11/2018
CHECK BobYang	DATE 17/11/2018

TITLE:  
 DIN41612 Vertical Plug Type Half Q Compliant  
 Press-Fit Connectors 32 Positions



DRAWING NO: DMS-XX-XXX-212  
 PRODUCT NO: DMS-XX-XXX-212

REV	DESCRIPTION	DATE