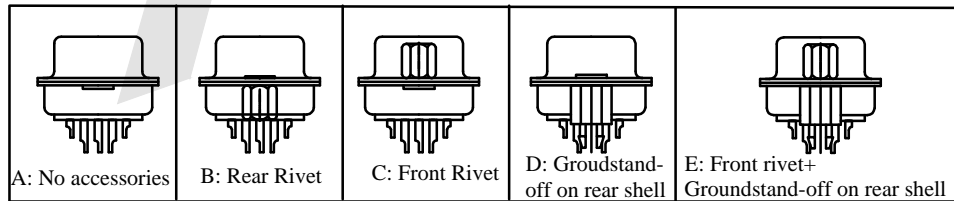
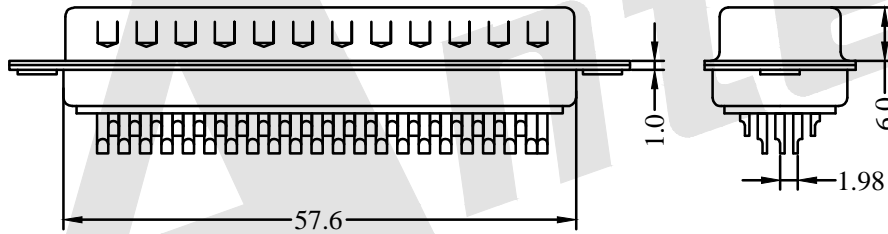
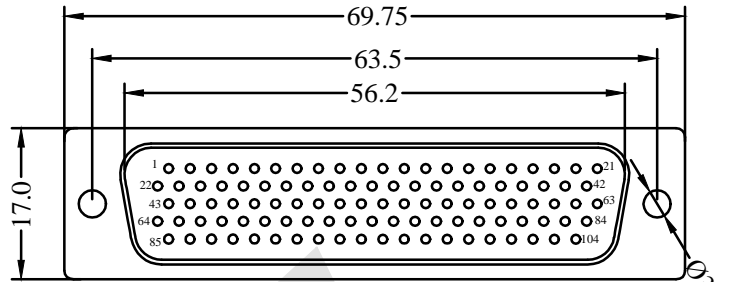


HSF  **RoHS**



MATERIALS AND FINISH
 SHELL: steel material front shell nickel finished
 back shell tin finished dimples on plug only
 INSULATOR: PBT thermoplastic 30% glass
 filled UL 94V-0 rated black color

CONTACT MATERIAL: brass
HIGH POWER CONTACT MATERIAL:
 BRASS 15u" gold plated

ELECTRICAL CHARACTERISTICS
 CONTACT CURRENT RATING: 5.0A
 CONTACT RESISTANCE: 30 milliohms max
 DIELECTRIC WITHSTANDING VOLTAGE: 1000 V AC MIN
 INSULATION RESISTANCE: 5000 megaohms min
 TEMPERATURE RATING: -55°C ~ +105°C

Ordering Code:

HDD03 - M - X - X - X - X - X
 ① ② ③ ④ ⑤ ⑥ ⑦

- ① Five Row Solder Type
- ② Contact Type:
M: Male
- ③ Contact NO. :
104=104pin
- ④ Mounting Option:
A: No accessories
B: Rear Rivet
C: Front Rivet
D: Groundstand-off on rear shell
E: Front rivet+Groundstand-off on rear shell
- ⑤ Accessories:
0: Non Accessories
A: Zinc alloy 4.8mm Nickel
A1: Zinc alloy 5.8mm Nickel
B: Iron 4.8mm Nickel
B1: Iron 5.8mm Nickel
C: Copper alloy 4.8mm Nickel
C1: Copper alloy 5.8mm Nickel
D: Copper screw 4.8mm Nickel
D1: Copper screw 5.8mm Nickel
- ⑥ Color Code:
W: White L: Blue
B: Black G: Grey
- ⑦ Contact Plating
S: Selective Gold
S1: Selective 3u" Gold
S2: Selective 5u" Gold
S3: Selective 10u" Gold
S4: Selective 15u" Gold
S5: Selective 30u" Gold
G0: Gold flash
G1: 3u" Gold over
G2: 5u" Gold over
G3: 10u" Gold over
G4: 15u" Gold over
G5: 30u" Gold over

Unless Otherwise specified tolerance
 X ±0.35 X.XX ±0.20
 X.X ±0.25 X.XXX ±0.15

 **Antenk** ANTENK ELECTRONICS CO., LTD
 Http://www.antenk.com
 E-mail: sales@antenk.com

SCALE: As Shown UNIT: mm
 DRAW Lv Xun Hua DATE 27/03/2019
 CHECK BobYang DATE 27/03/2019

TITLE: D-SUB male 5 row high density solder 104P(stamped pin)

DRAWING NO: HDD03-MXXXXX

PRODUCT NO: HDD03-MXXXXX



3rd ANGLE PROJECTION

REV	DESCRIPTION	DATE
1		
2		
3		
4		
5		