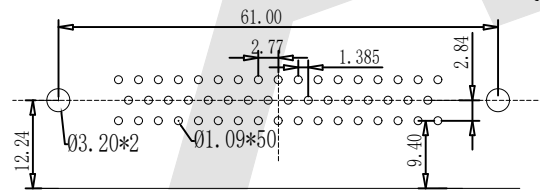
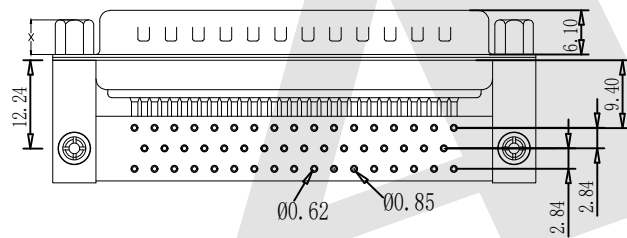
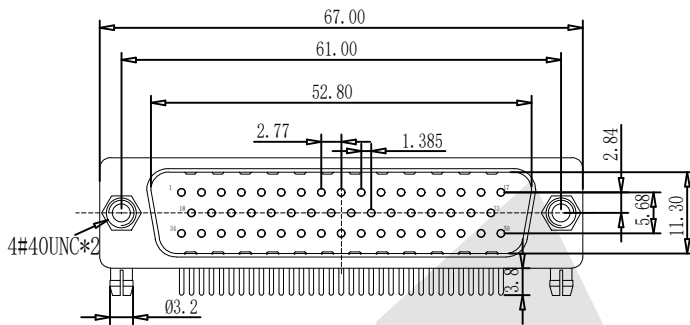


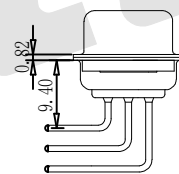
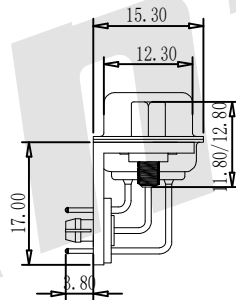
HSF



RoHS



P. C. B LAYOUT



MATERIALS AND FINISH
 SHELL:STEEL MATERIAL,FRONT SHELL NICKEL FINISHED
 BACK SHELL NICKEL FINISHED
 INSULATOR:PBT THERMOPLASTIC,30% GLASS
 FILLED,UL 94V-0 RATED,WHITE COLOR
 CONTACT MATERIAL:BRASS
 CONTACT FINISH:FULL 2u" GOLD
 ELECTRICAL CHARACTERISTICS
 CONTACT CURRENT RATING : 5.0 AMPS
 CONTACT RESISTANCE : 30 MILLIOHMS MAX.
 DIELECTRIC WITHSTANDING VOLTAGE : 1000 V AC MIN
 INSULATION RESISTANCE : 5000 MEGAOHMS MIN
 TEMPERATURE RATING : -55°C ~+105°C
 Ordering Code:

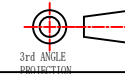
MDR03 - M - X - X - X - X

① ② ③ ④ ⑤ ⑥

- ① MDR Series
- ② Contact Type:
M:Male
- ③ Contact NO. :
50=50pin
- ④ Mounting Option:
A: No accessories
B:BRACKET WITH #4-40
INSERT,
BOARD LOCK AND LOCATOR
PLATE
- ⑤ Insulation Color Code:
B:Black G:Grey
W:White L:Blue
- ⑥ Contact Plating
G0: Gold flash
G1: 3u" Gold over
G2: 5u" Gold over
G3: 10u" Gold over
G4: 15u" Gold over
G5: 30u" Gold over

Unless Otherwise specified tolerance
 X. ±0.35 X.XX:±0.20
 X.X:±0.25 X.XXX:±0.15

SCALE: As Shown UNIT: mm
 DRAW Yin Han DATE 01/04/2024
 CHECK BobYang DATE 01/04/2024



Antenk ANTEK ELECTRONICS CO.,LTD
 Http://www.antenk.com
 E-mail:sales@antenk.com

TITLE:
D-SUB R/A MALE MACHINE PIN 9.4mm 50 Pin

DRAWING NO: MDR03-MXXXX

PRODUCT NO: MDR03-MXXXX

REV	DESCRIPTION	DATE