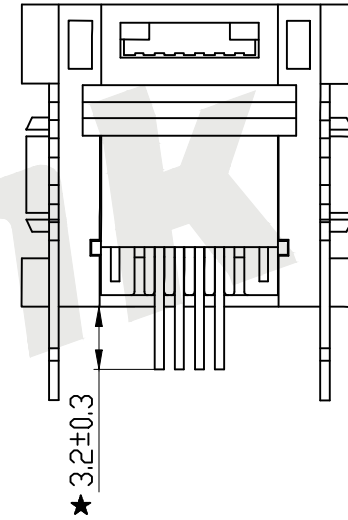
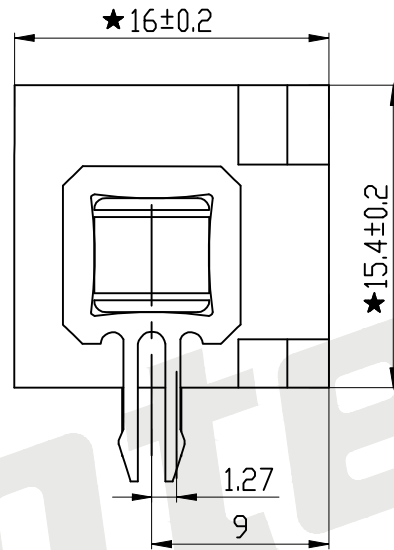
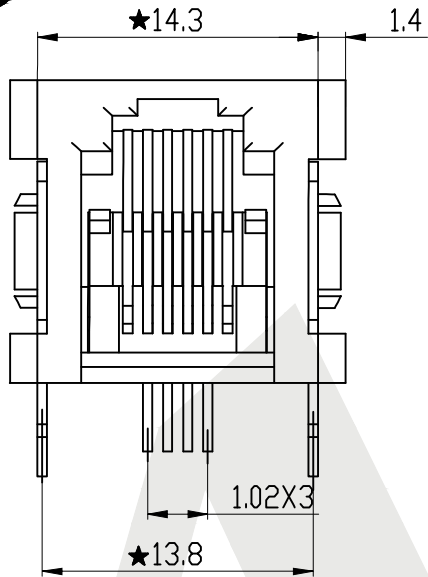


HSF

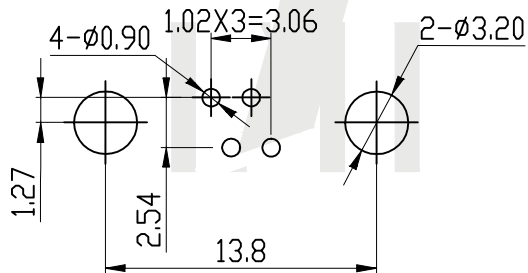
RoHS



Order code:

ATR5524 — 6P — 4C — X — A — A
 ① ② ③ ④ ⑤ ⑥

- ① SERIES NO:
- ② NUMBER OF POSITIONS (8P,6P,4P)
- ③ NUMBER OF CONTACTS (8C,6C,4C)
- ④ Contact Plating
 G0:Gold flash
 G1: 3U" Gold
 G2: 5U" Gold
 G3:10U" Gold
 G4:15U" Gold
 G5:30U" Gold
 SN:Tin
- ⑤ Shield
 A:W/O Shield
 B:Half Shield
 C:Shield W/Eml
 D:Shield W/O Eml
- ⑥ Ports
 A:1X1P
 B:1X2P
 C:1X4P
 D:1X5P
 E:1X6P
 F:1X8P



PC Board Layout

PCB JACK Specification

1. Insulation Resistance: 500MMΩ @ 500 VDC
2. Withstanding Voltage: AC1000V 50Hz or 60Hz 1min.
3. Durability: 600 Mating Cycles MIN
4. Gold Plating: (3, 6, 15, 30, 50)u inch
5. Tolerances Unless Otherwise Specified
 .0±0.25 .00±0.20 .000±0.10

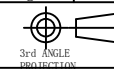
Unless Otherwise specified tolerance
 X. ±0.35 X.XX:±0.20
 X.X:±0.25 X.XXX:±0.15

Antenk ANTENK ELECTRONICS CO.,LTD
 Http://www.antenk.com
 E-mail:sales@antenk.com

SCALE: As Shown UNIT: mm
 DRAW Wu Sai DATE 22/03/2018
 CHECK BobYang DATE 22/03/2018

TITLE: RJ11 JACK Side entry, Full Plastic with metal legs 1x1P

DRAWING NO: ATRJ5524-6P4C-X-A-A
 PRODUCT NO: ATRJ5524-6P4C-X-A-A



REV	DESCRIPTION	DATE
1		
2		
3		
4		
5		
6		
7		
8		