



NOTE:

1. ALL INSIDE BEND RADII TO BE A MIN. OF MATERIAL THICKNESS UNLESS OTHERWISE SPECIFIED.
2. PART MUST BE FREE OF ALL BURRS AND SHARP EDGES.
3. MAT'L: 0.254 TH'K FULL HARD PHOSPHOR BRONZE
4. FINISH: NICKEL PLATE  
0.00254-0.00762 NICKEL, OVER  
0.00127-0.00254 COPPER
5. INDICATES CRITICAL DIMENSION

NOTES:

1. MATERIAL:  
0.25mm PHOSPHOR BRONZE, NICKEL PLTD.
2. ROHS 2 COMPLIANT

Order code:

BS - S - SI - B - CR1632A

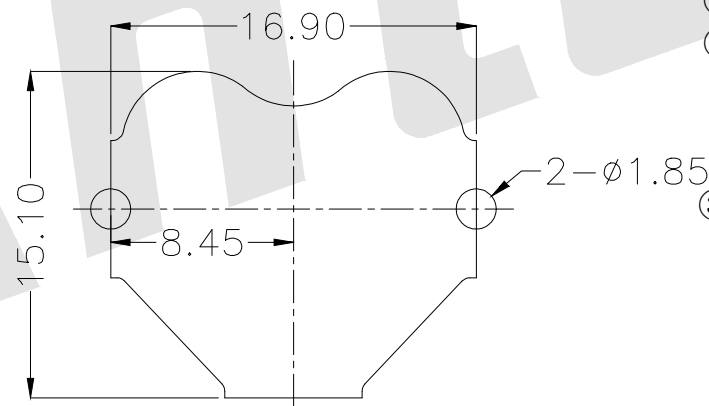
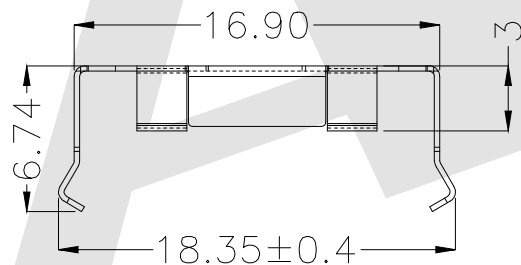
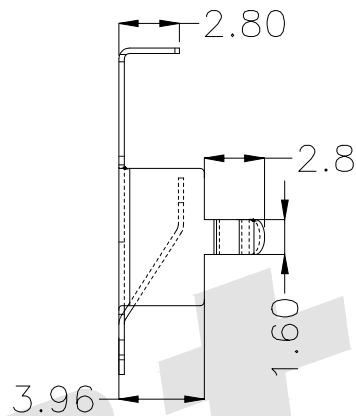
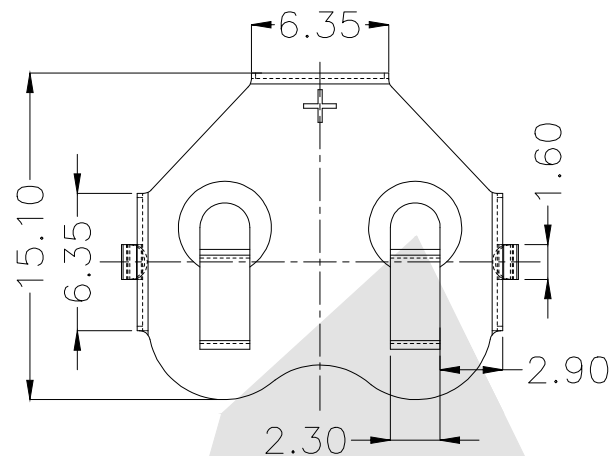
① ② ③ ④ ⑤

- ① BS: Battery Contacts
- ② Apperance for the product
- ③ Contact Plating
- ④ Packing method
- ⑤ Product number

S:180 TYPE

- A: Tray packing
- B: PE bag packing
- R: Tape & reel packing

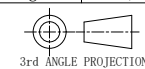
- SI: NICKEL PLATE
- SN: Tin
- G0: Gold flash
- G1: 3U" Gold
- G2: 5U" Gold
- G3: 10U" Gold
- G4: 15U" Gold
- G5: 30U" Gold



PCB Layout Diagram  
Top View

Unless Otherwise specified tolerance  
 X. ±0.35 X.XX: ±0.20  
 X.X: ±0.25 X.XXX: ±0.15

SCALE: As Shown UNIT: mm  
 DRAW Wu Feng Rong DATE 05/11/2019  
 CHECK BobYang DATE 05/11/2019



**Antenk**® ANTENK ELECTRONICS CO., LTD  
[Http://www.antenk.com](http://www.antenk.com)  
 E-mail: sales@antenk.com

TITLE: Battery Contacts FOR CR1632A DIP

DRAWING NO: BS-S-SI-B-CR1632A

PRODUCT NO: BS-S-SI-B-CR1632A

REV	DESCRIPTION	DATE
1		