HSF Pb RoHS

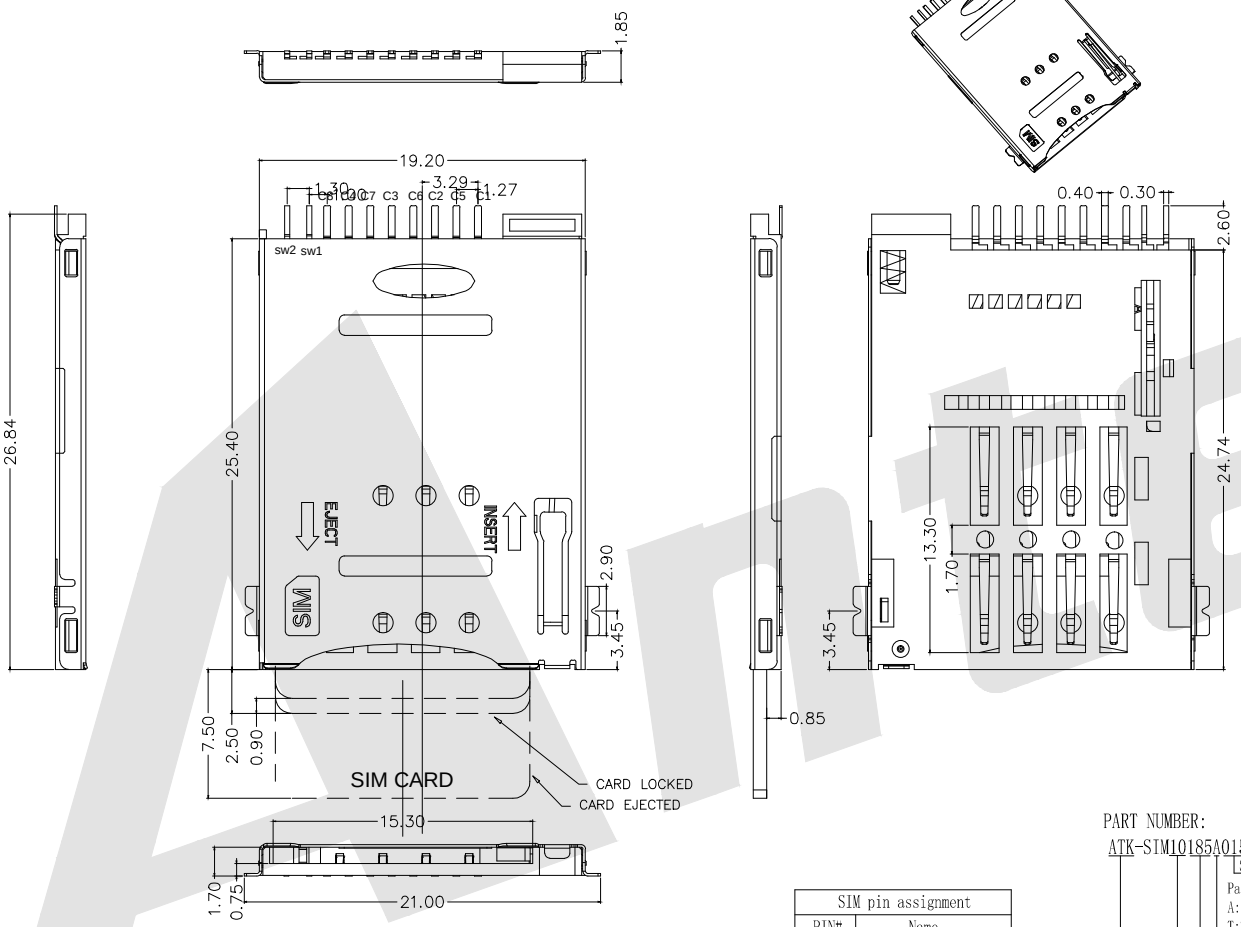

1. SPECIFICATIONS
   INSULATION RESISTANCE: 500M min. AT DC 500V DC
   WITHSTANDING VOLTAGE: 250V ACrms FOR 1 MINUTE
   CONTACT RESISTANCE: 100M max. AT 10MA/20mV max
   CURRENT RATING: 0.5A
   VOLTAGE RATING: 5.0 vrms
   OPERATING TEMP. RANGE:-55 C+85 C
   MATING CYCLES: 5000 INSERTIONS
2. MATERIAL:
   INSULATOR: H-TEMPERATURE PLASTIC, UL 94V-0, COLOR"BLACK
   TERMINAL: COPPER ALLOY, T=0.15mm
   SHELL: STAINLESS STELL, T=0.15mm
3. FINISH:
   TERMINAL:50u" min NICKEL UNDERPLATED ON ALLOVER, GOLD PLATING ON CONTACT ARER, 80u"min TIN ON SOLDER TAIL.
   SHELL:50u" NICKEL UNDERPLATED ON ALLOVER, GOLD FLASH ON SOLDER LATCH

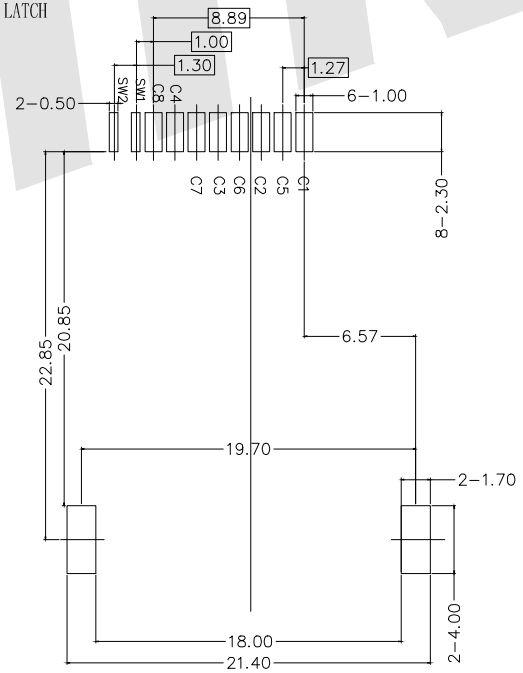

RECOMMENDED PCB LAYOUT

PART NUMBER:
ATK-SIM10185A015
- SERIES NUMBER
- Packing
  A:Tray
  T:Tube
  R:Tape&Reel
- 185=1.85mm HEIGHT
- 10-10Pin
- ATK- COMPANY NAME

CIRCUIT:

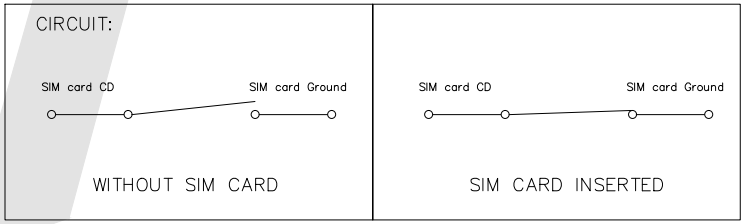

SIM pin assignment	
PIN#	Name
C1	VCC
C2	RST
C3	CLK
C4	Reserved
C5	GND
C6	VPP
C7	I/O
C8	Reserved

Unless Otherwise specified tolerance
X. ±0.35 X.XX: ±0.20
X.X: ±0.25 X.XXX: ±0.15

SCALE: As Shown	UNIT: mm
DRAW Jack Bao	DATE 01/13/2019
CHECK BobYang	DATE 01/13/2019

3rd ANGLE PROJECTION

ANTENK ELECTRONICS CO,.LTD
Http://www.antenk.com
E-mail:sales@antenk.com

TITLE: SIM Series 10Pin 1.85mm Height Connector

DRAWING NO: ATK-SIM10185A015
PRODUCT NO: ATK-SIM10185A015

REV	DESCRIPTION	DATE

Antenk