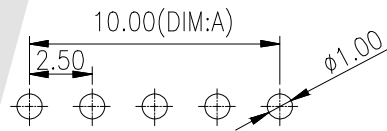
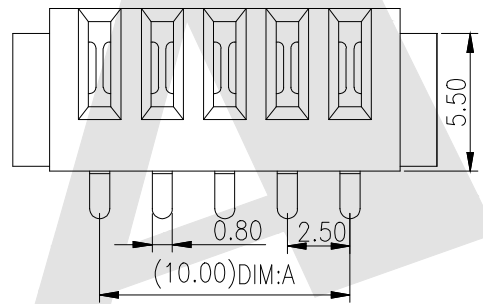
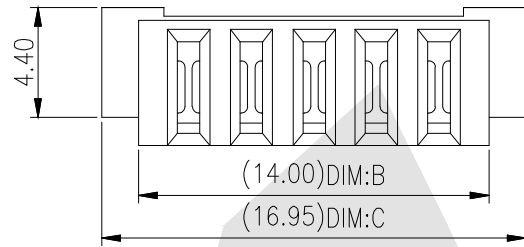
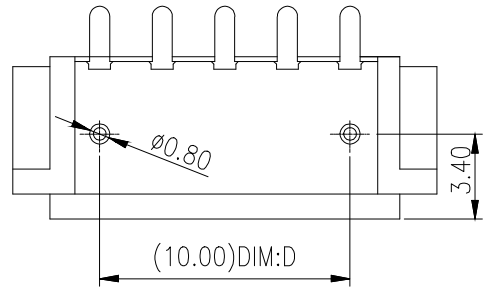
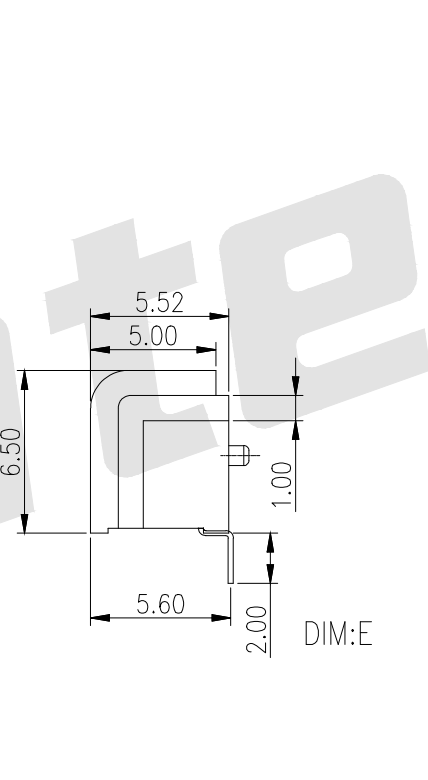


HSF



RECOMMENDED PCB LAYOUT
Layout Tolerance ±0.05



No:of pins	Dimension				
	DIM.A	DIM.B	DIM.C	DIM.D	DIM.E
03	5.00	9.00	11.95	5.00	2.00
04	7.50	11.50	14.45	7.50	2.00
05	10.00	14.00	16.95	10.00	2.00
06	12.50	16.50	19.45	12.50	2.00
07	15.00	19.00	21.95	15.00	2.00
08	17.50	21.50	24.45	17.50	2.00
09	20.00	24.00	26.95	20.00	2.00
10	22.50	26.50	29.45	22.50	2.00
11	25.00	29.00	31.95	25.00	2.00

MATERIAL:

- CURRENT RATING:7 A
 - INSTANT CURRENT:10 A
 - WITHSTAND VOLTAGE:500 V
 - INSULATION RESISTANCE:100 M Ω MIN
 - CONTACT RESISTANCE:30 mΩ MAX
 - OPERATION TEMPERATURE:-40° C TO +105° C
- SPECIFICATIONS:
- INSULATOR:NYLON 9T(UL94V-0)
 - CONTACT:PHOSPHOR BRONZE
 - CONTACT PLATED:GOLD OVER NICKEL OR TIN

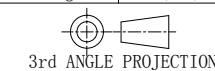
Ordering Code:

ABT36 - 05 - 9 - B - G0 - B
① ② ③ ④ ⑤ ⑥

- | | |
|---------------------------------|--|
| ① Series No: | ⑤ Contact Plating: |
| ② No. of Contacts
5:5Pin | G0:Gold flash
G1:3u" gold
G2: 5u" gold
G3:10u" gold
G4:15u" gold
G5:30u" gold |
| ③ Insulator Material:
9:PA9T | ⑥ Packing:
A:Tray
B:Bag
C:Tube
D:Tape Reel |
| ④ Pitch
B:2.5mm Pitch | |

Unless Otherwise specified tolerance
X. ±0.35 X.XX: ±0.20
X.X: ±0.25 X.XXX: ±0.15

SCALE: As Shown	UNIT: mm
DRAW Wu Feng Rong	DATE 07/21/2021
CHECK BobYang	DATE 07/21/2021



Antenk® ANTENK ELECTRONICS CO.,LTD
Http://www.antenk.com
E-mail:sales@antenk.com

TITLE:
2.50 PITCHS 5 PIN BATTERY 90° Right Angle FEMALE CONNECTOR

DRAWING NO: ABT36-059BGOB

PRODUCT NO: ABT36-059BGOB

REV	DESCRIPTION	DATE