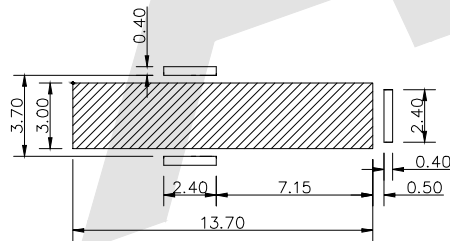
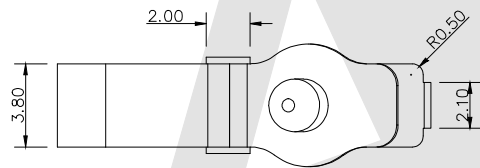
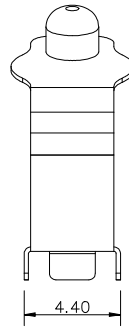
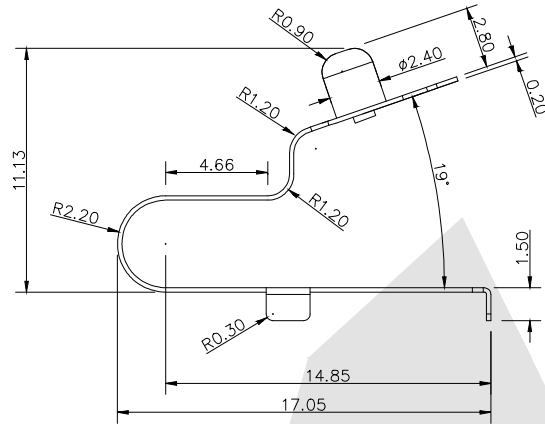


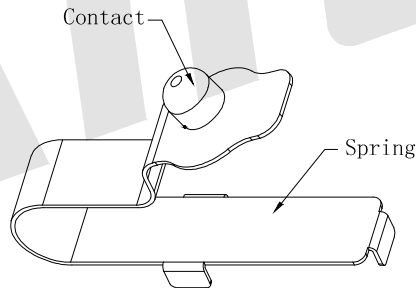
HSF



ROHS



RECOMMENDED PCB LAYOUT



Notes:

1: Material:

Spring: BeCu(C1720)
Contact: Brass (C3604)

2: Plating:

Spring: 2u' Au over 50~80u' Ni
Contact area: 2u' Au over 50~80u' Ni

3: Electrical:

Rated Current & Voltage: DC 1A, 12V
Contact Resistance: 50 mΩ Max. at working height.

4: Mechanical:

Force: 30~70g at working height.
Durability: 1000 cycles (min)

5: Work Temperature:

Withstanding Highest Temperature: 280°C
Operational Temperature: -40°C ~ + 85°C

① SF - ② 170 - ③ X - ④ A - ⑤ X - ⑥ 21

① Series No.:
SF: Spring Finger

② Length:
170: 17.0mm

③ Packing Method:
A: Tray R: Tape & Reel B: Bag

④ Contact Material:
A: C3604

⑤ Plating
A: 1u" Au Plated over 50~80u Ni
B: 3u" Au Plated over 50~80u Ni
C: Sn Plated over Ni

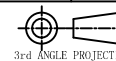
⑥ Serial Number:
21

Unless Otherwise specified tolerance
X. ±0.35 X.XX: ±0.20
X.X: ±0.25 X.XXX: ±0.15

SCALE: As Shown UNIT: mm

DRAW ZLA DATE 01/04/2022

CHECK BobYang DATE 01/04/2022



Antenk ANTENK ELECTRONICS CO., LTD
Http://www.antenk.com
E-mail: sales@antenk.com

TITLE:
Spring Finger L=17.0MM

DRAWING NO: SF-170-X-A-X-21

PRODUCT NO: SF-170-X-A-X-21

REV DESCRIPTION

DATE

1 2 3 4 5 6 7 8