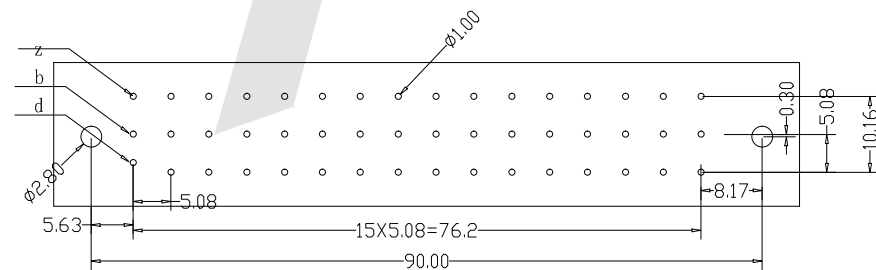
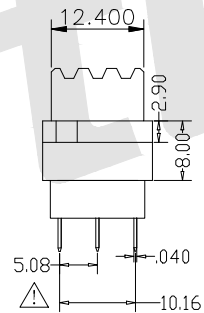
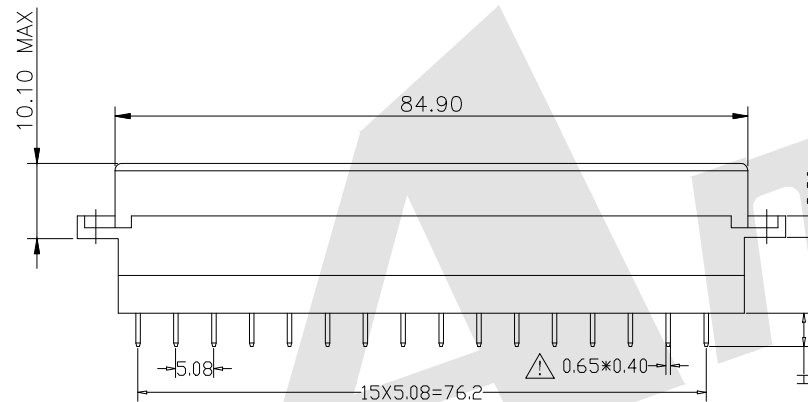
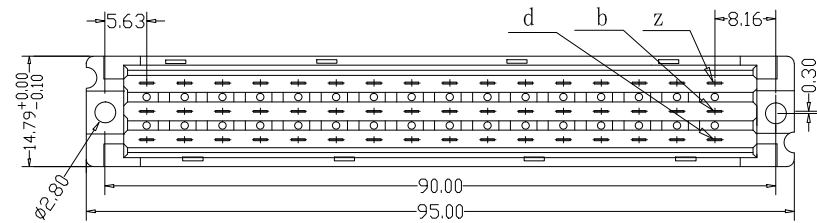


HSF



RoHS



Recommended P. C. B. Layout

SPECIFICATION

Current Rating: 5.6Amp
 Insulation Resistance: 1000MΩ min.at DC 500V
 Contact Resistance: 20mΩ max
 Withstand Voltage: AC 1000V For 1 Minute
 Operating Temperature: -55° C to +105° C
 Contact Material: Brass
 Contact Plating: Au or Sn Over Ni
 Insulator Material: PBT+30%GF UL 94V-0
 Insertion Force: 75N max.
 Withdrawal Force: 0.15N min.per individual contact

Ordering Code:

DFS - XX - X - X - X - D03
 ① ② ③ ④ ⑤ ⑥

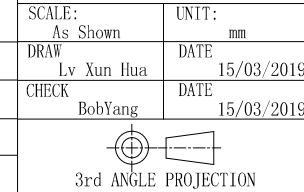
- ① Series No:
- ② No. of Contacts
48P 32P
- ③ Termination
G: Straight solder tail length H=4.5mm
- ④ Rows Loaded With Contacts
G: Row d+b+z
I: Row d+z
- ⑤ Contact Plating
G0: Gold flash
S0: Gold flash/Ni
G1: 3u" Gold
S1: 3u" Gold/Ni
G2: 5u" Gold
S2: 5u" Gold/Ni
G3: 10u" Gold
S3: 10u" Gold/Ni
G4: 15u" Gold
S4: 15u" Gold/Ni
G5: 30u" Gold
S5: 30u" Gold/Ni
SN: Tin
- ⑥ Series number
D03

Code	Number Of Contacts	Contact Arrangement	Rows With Contacts	Pitch
G	48		d b z	5.08
I	32		d z	

Unless Otherwise specified tolerance
 X. ±0.35 X.XX: ±0.20
 X.X: ±0.25 X.XXX: ±0.15

Antenk® ANTENK ELECTRONICS CO.,LTD
 Http://www.antenk.com
 E-mail:sales@antenk.com

REV	DESCRIPTION	DATE
	△ CHANGE SIZE 3.81MM TO 5.08MM	19/10/2020
	△ CHANGE CONTACT SIZE 0.65*0.60 TO 0.65*0.4MM	25/09/2020



TITLE:	DIN41612 Vertical Female F Type High Power Connectors 48 Positions(Plastic High)
DRAWING NO:	DFS-XX-XXX-D03
PRODUCT NO:	DFS-XX-XXX-D03