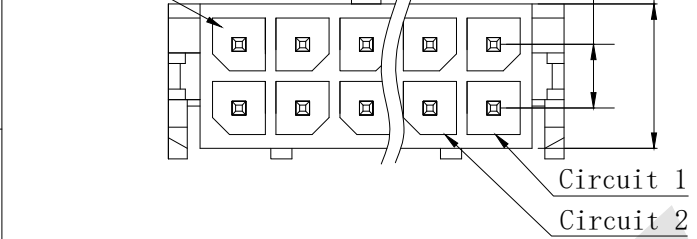
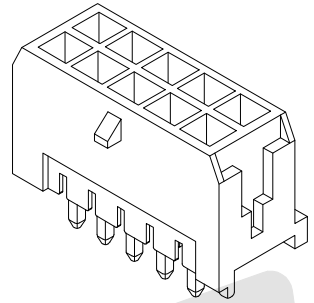
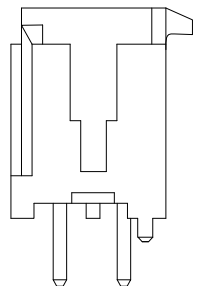




Last Circuit



B:TYPE B, Straight PIN



SPECIFICATIONS

- Voltage rating: 250V AC,DC
- Current rating: 5A, AC, DC
- Withstanding Voltage: 1500V AC/minute
- Insulation resistance:1000MΩ min
- Temperature range: -25℃+85℃
- Contact resistance: 20mΩ max

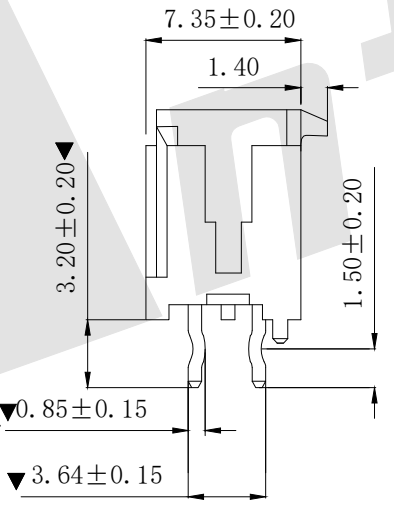
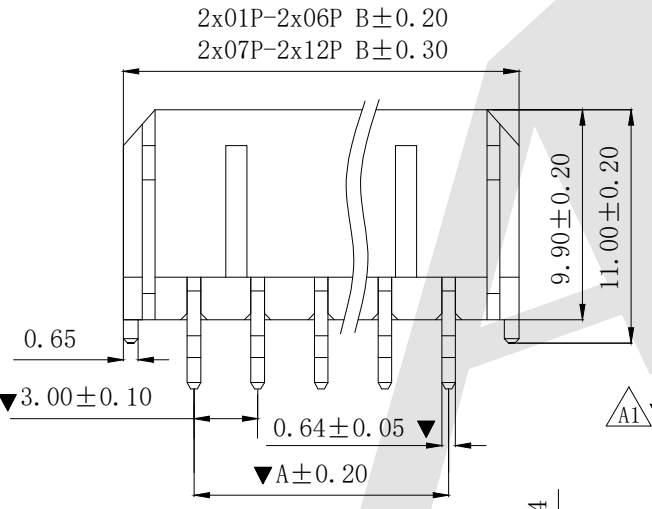
WAFER

• Part NO: AW3045V-2xNP-X

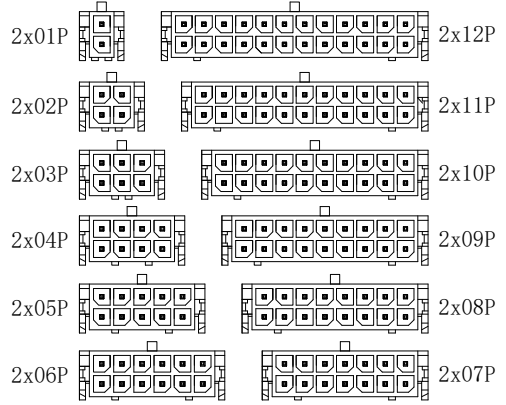
A:TYPE A, KINK PIN
 B:TYPE B, Straight PIN

- Poles:02-24P
- Housing Material: LCP UL94 V-0 Black
- The Dimension Marked “▼” Must Be Recorded

2x01P-2x06P B±0.20
 2x07P-2x12P B±0.30



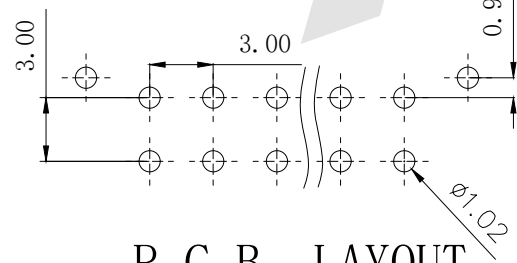
A:TYPE A, KINK PIN



CIRCUIT SIZE LAYOUT

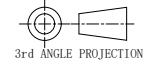
Poles	Part No.	Dimensions (mm)	
		A	B
02	AW3045V-2x01-X	---	3.00
04	AW3045V-2x02-X	3.00	9.65
06	AW3045V-2x03-X	6.00	12.65
08	AW3045V-2x04-X	9.00	15.65
10	AW3045V-2x05-X	12.00	18.65
12	AW3045V-2x06-X	15.00	21.65
14	AW3045V-2x07-X	18.00	24.65
16	AW3045V-2x08-X	21.00	27.65
18	AW3045V-2x09-X	24.00	30.65
20	AW3045V-2x10-X	27.00	33.65
22	AW3045V-2x11-X	30.00	36.65
24	AW3045V-2x12-X	33.00	39.65

P. C. B. LAYOUT



Unless Otherwise specified tolerance
 X. ±0.35 X.XX: ±0.20
 X.X: ±0.25 X.XXX: ±0.15

SCALE: As Shown UNIT: mm
 DRAW Mo Guo Xuan DATE 23/01/2019
 CHECK BobYang DATE 23/01/2019



Antenk® ANTENK ELECTRONICS CO.,LTD
[Http://www.antenk.com](http://www.antenk.com)
 E-mail:sales@antenk.com

TITLE:
 MX3.0mm 180° Wafer Connector Series

DRAWING NO: AW3045V-2xNP-X
 PRODUCT NO: AW3045V-2xNP-X

REV	DESCRIPTION	DATE
A1	Change 1.98 to 0.85	12/13/2023