

HSF



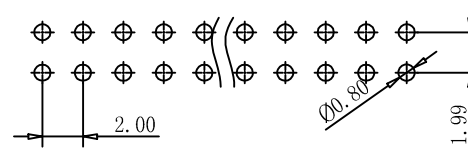
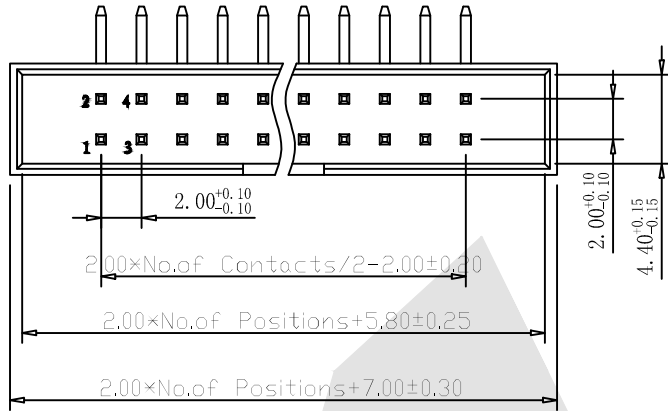
## SPECIFICATION

Current Rating: 2.0Amp  
 Insulation Resistance: 1000MΩ min  
 Contact Resistance: 20MΩ max  
 Withstand Voltage: 500V AC/DC  
 Operating Temperature: -40°C to +105°C  
 Contact Material: Brass  
 Contact Plating: Au or Sn Over Ni  
 Insulator Material: PA6T+30%GF UL 94V-0

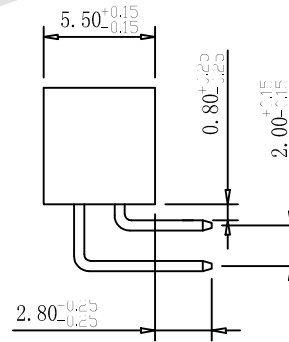
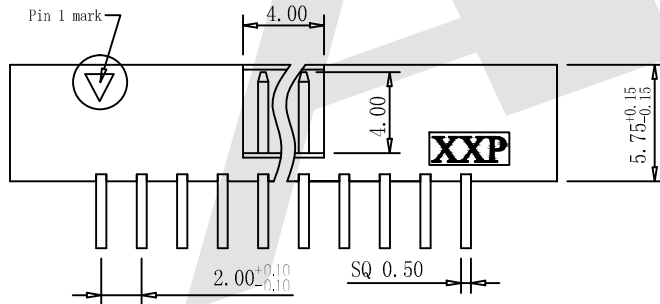
Ordering Code:

BHCR01 - X - X - X - X - X  
 ① ② ③ ④ ⑤ ⑥

- ① Series No:
- ② No. of Contacts  
 06 08 10 12 14 16 18  
 20 22 24 26 28 30 34  
 36 40 44 50 60 68
- ③ Contact Plating:  
 G0:Gold flash S0:Selective  
 G1:3u" Gold S1:Selective 3u"  
 G2:5u" Gold S2:Selective 5u"  
 G3:10u" Gold S3:Selective 10u"  
 G4:15u" Gold S4:Selective 15u"  
 G5:30u" Gold S5:Selective 30u"  
 SN:Tin
- ④ Color Insulator  
 B:Black  
 U:Blue  
 W:White
- ⑤ Insulator Material  
 B:PA6T  
 C:LCP  
 E:PA9T
- ⑥ Packing  
 A:Tray  
 B:Bag  
 T:Tube  
 U:Tube+CAP  
 R:Tape&Reel  
 W:Tape&Reel+CAP



Recommended P.C.B Layout (Top Side)  
 (PCB BOARD TOLERANCE±0.05)



Unless Otherwise specified tolerance

X. ±0.35 X.XX:±0.20  
 X.X:±0.25 X.XXX:±0.15

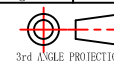


ANTENK ELECTRONICS CO., LTD  
 Http://www.antenk.com  
 E-mail:sales@antenk.com

SCALE: As Shown UNIT: mm

DRAW YG ZHONG DATE 01/05/2016

CHECK BobYang DATE 01/05/2016



3rd ANGLE PROJECTION

TITLE: 2.00mm Box Header 90° H=5.75

DRAWING NO: BHCR01-XXXX

PRODUCT NO: BHCR01-XXXX

REV	DESCRIPTION	DATE
1		
2		
3		
4		
5		