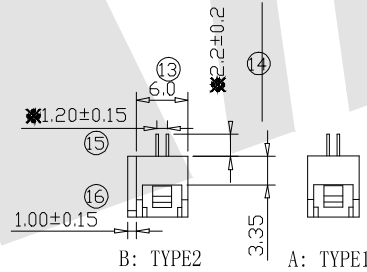
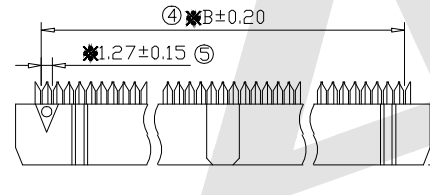
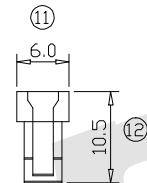
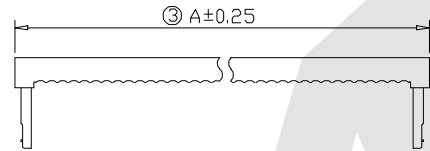
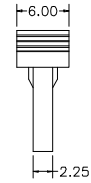



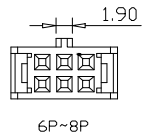
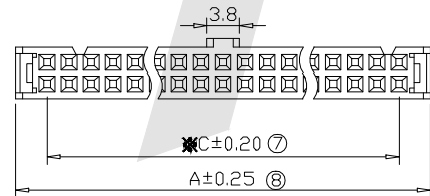
HSF



RoHS



B: TYPE2 A: TYPE1



POLES	DIM.A	DIM.B	DIM.C
6	8.02	17.00	21.40
8	10.56	19.54	23.94
10	13.10	22.08	26.48
12	15.64	24.62	29.02
14	18.18	27.16	31.56
16	20.72	29.70	34.10
18	23.26	32.24	36.64
20	25.80	34.78	39.18
22	28.34	37.32	41.72
24	30.88	39.86	44.26
26	33.42	42.40	46.80
30	38.50	47.48	51.88
34	43.58	52.56	56.96
40	51.20	60.18	64.58
44	56.28	65.26	69.66
50	63.9	72.88	77.28

Butterfly Strain Relief

Pos.	Dim. A	Dim. B	Dim. C
6	12.32	6.35	5.08
8	14.86	8.89	7.62
10	17.40	11.43	10.16
12	19.94	13.97	12.70
14	22.48	16.51	15.24
16	25.02	19.05	17.78
18	27.56	21.59	20.32
20	30.10	24.13	22.86
24	35.18	29.21	27.94
26	37.72	31.75	30.48
28	40.26	34.29	33.02
30	42.80	36.83	35.56
32	45.34	39.37	38.10
34	47.88	41.91	40.64
36	50.42	44.45	43.18
40	55.50	49.53	48.26
44	60.58	54.61	53.34
50	68.20	62.23	60.96
60	80.90	74.93	73.66
64	85.98	80.01	78.74

2.54mm IDC SOCKET  
Main Body + Middle Cover

SPECIFICATION

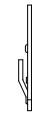
Current Rating: 1.0Amp  
 Insulation Resistance: 100MΩ min  
 Contact Resistance: 1Ω max  
 Withstand Voltage: 250V AC/DC  
 Operating Temperature: -40° C to +105° C  
 Contact Material: Phosphor Bronze  
 Contact Plating: Au Over Ni  
 Insulator Material: PBT UL 94V-0  
 Contact: Copper Alloy  
 Contact Plated: Gold or Tin Over Nickel Plated

Ordering Code:

FCDS03 - X - X - X - X - X

① ② ③ ④ ⑤ ⑥ ⑦

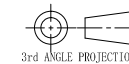
- ① Series No:
- ② No. of Contacts  
06P 08P 10P  
12P 14P 16P  
18P 20P 22P  
24P 26P 30P  
34P 36P 40P  
44P 50P 60P  
64P
- ③ Contact Plating  
G0: Gold flash S0: Gold  
flash/Ni  
G1: 3u" Gold S1: 3u" Gold/Ni  
G2: 5u" Gold S2: 5u" Gold/Ni  
G3: 10u" Gold S3: 10u" Gold/Ni  
G4: 15u" Gold S4: 15u" Gold/Ni  
G5: 30u" Gold S5: 30u" Gold/Ni  
SN: Tin
- ④ Color Insulator  
B: Black  
G: Grey
- ⑤ Packing  
A: Tray  
B: Bag  
C: Tube  
D: Tape Reel
- ⑥ With Strain relief or not  
A: With strain relief  
B: without strain relief
- ⑦ Option:  
A: TYPE1 W/O BUMP  
B: TYPE2 WITH BUMP



SINGLE CONTACT TYPE

Unless Otherwise specified tolerance  
 X. ±0.35 X.XX: ±0.20  
 X.X: ±0.25 X.XXX: ±0.15

SCALE: As Shown	UNIT: mm
DRAW Wu Feng Rong	DATE 14/09/2020
CHECK BobYang	DATE 14/09/2020



**Antenk**® ANTENK ELECTRONICS CO.,LTD  
 Http://www.antenk.com  
 E-mail:sales@antenk.com

TITLE:  
2.54mm IDC SOCKET+Butterfly Strain Relief(One Side Contact)

DRAWING NO: FCDS03-XXXXXX  
 PRODUCT NO: FCDS03-XXXXXX

REV	DESCRIPTION	DATE