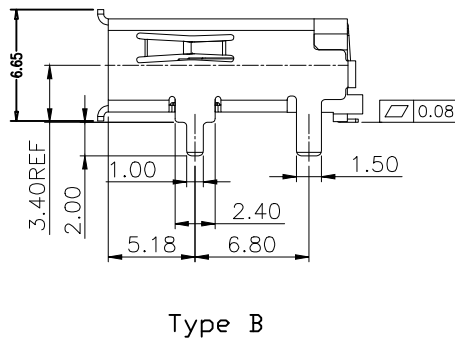
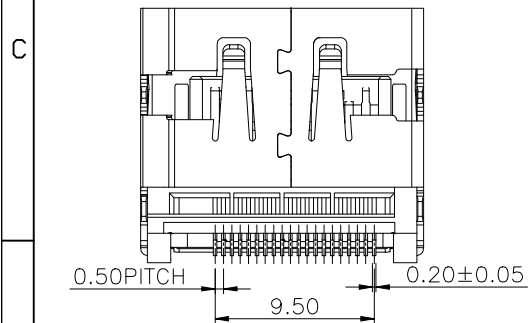
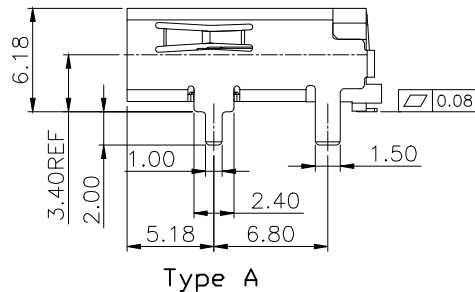
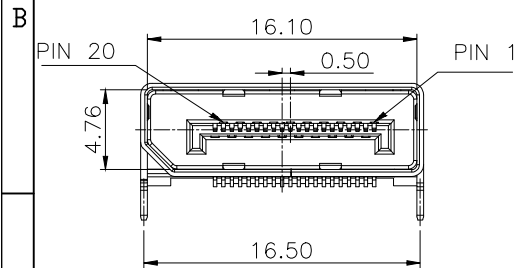


- NOTE:
- MATERIAL:
    - HOUSING: LCP, UL 94V-0  
COLOR: BLACK.
    - CONTACT: C2680, T=0.20mm.
    - SHIELD: C2680, T=0.40mm.
    - COVER: LCP,UL 94V-0
  - FINISH:
    - CONTACT: GOLD(1U") PLATING IN CONTACT AREA, 80u"MIN Tin PLATED IN SOLDER AREA, 50u" MIN. NICKEL UNDERPLATED OVERALL.
    - SHIELD: 50u" MIN. NICKEL UNDERPLATED OVERALL.
  - MECHANICAL CHARACTERISTICS
    - RATING CURRENT: 0.5A
    - RATING VOLTAGE: 40V
    - CONTACT RESISTANCE: 40 mΩ MAX
    - INSULATION RESISTANCE:
      - UNMATED: 100MΩ MIN AT 500 VDC
      - MATED: 10M OHMS MIN AT 150 VDC
    - DIELECTRIC WITHSTANDING VOLTAGE: 500V AC/1MINUTE
    - DURABILITY: 10000 CYCLES.
    - MATING FORCE: 4.5KGF MAX.  
UNMATING FORCE: 1~4 KGF.
    - OPERATING TEMPERATURE: -20°C--+85°C
    - STORAGE TEMPERATURE: -20°C--+65°C
  - NOTES:
    - ALL COMPONENTS ARE RoHS COMPLIANT.
    - RESISTANCE TO SOLDERING HEAT: 265°C FOR 10 SECONDS.



Ordering Code:

DP - F - X - X - 03 - X  
 ① ② ③ ④ ⑤ ⑥

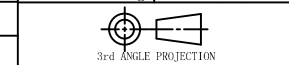
- ① Series No:
- ② Male / female:  
F: female
- ③ Contact Plating:  
1: Selective 1u"  
2: Selective 3u"  
3: Selective 5u"  
4: Selective 15u"  
5: Selective 30u"  
6: All Gold
- ④ Shell Plating:  
1:Nickl Platk  
2:Tin-Lkad Plated  
3:Gold Platkd
- ⑤ Series Number:  
03
- ⑥ edge option  
A: without edge curl  
B: with edge curl

Unless Otherwise specified tolerance  
 X. ±0.35 X.XX: ±0.20  
 X.X: ±0.25 X.XXX: ±0.15

**Antenk** ANTENK ELECTRONICS CO., LTD  
 Http://www.antenk.com  
 E-mail:sales@antenk.com

SCALE: As Shown UNIT: mm  
 DRAW: TMX DATE: 23/03/2022  
 CHECK: BobYang DATE: 23/03/2022

TITLE: DISPLAY PORT 20P SMT PLAIN TOP  
 WITHOUT PLASTAC BASIC, LEG 2.0MM



DRAWING NO: DP-FXX03-X  
 PRODUCT NO: DP-FXX03-X

REV	DESCRIPTION	DATE
1		
2		
3		
4		
5		