HSF Pb RoHS

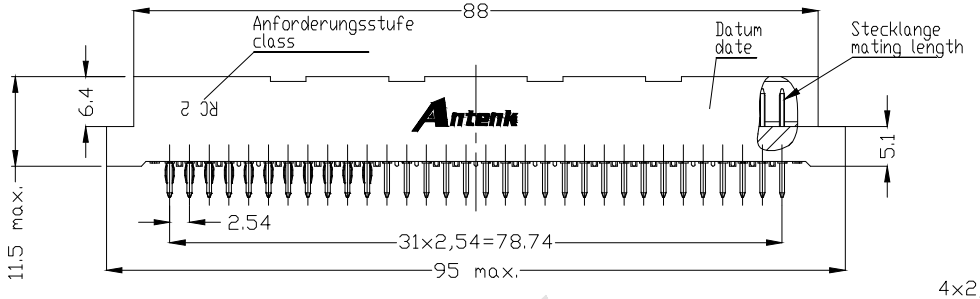

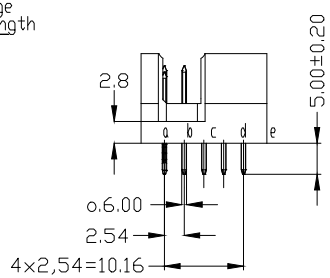

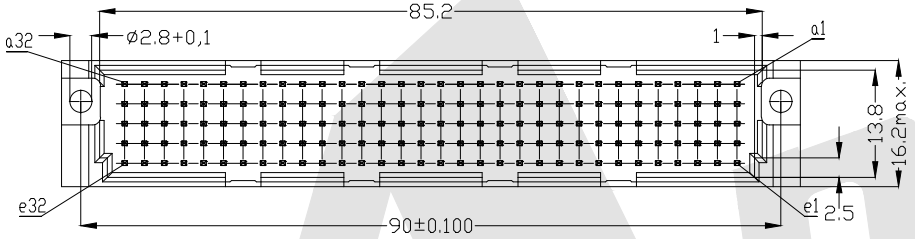

Bestuckungsplan / contact layout

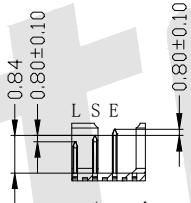

Stecklange /mating length

E =early mate, late break/ voreilend
S = standard
L =late mate, early break/ nacheilend

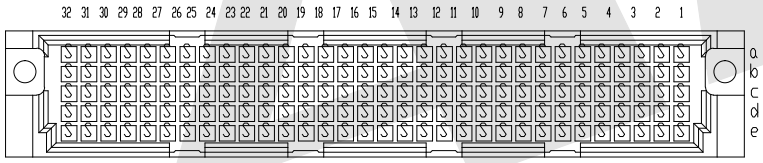

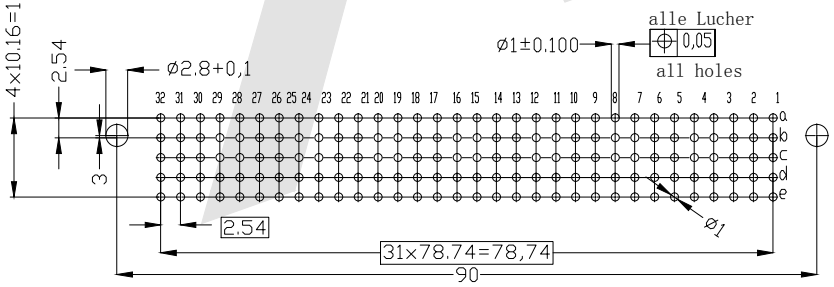

Leiterplatten-Lochbild /PCB drillhole pattern

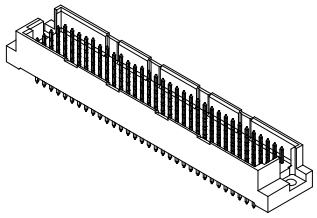

SPECIFICATION

Current Rating:	2.0Amp
Insulation Resistance:	1000MΩ min.at DC 100V
Contact Resistance:	20mΩ max
Withstand Voltage:	AC 1000V For 1 Minute
Operating Temperature:	-55° C to +105 ° C
Contact Material:	Brass
Contact Plating:	Au or Sn Over Ni
Insulator Material:	PBT+30%GF UL 94V-0
Insertion Force:	160 pin max.150N
Withdrawal Force:	0.15N min.per individual contact

Ordering Code:

DMS - X - X - X - X - 504
① ② ③ ④ ⑤ ⑥

① Series No:

② No.of Contacts
160P

③ Termination
A:Straight tail length 5.0mm

④ Rows Loaded With Contacts
A:Row a+b+c+d+e

⑤ Contact Plating
G0:Gold flash S0:Gold flash/Ni
G1:3u" Gold S1:3u" Gold/Ni
G2:5u" Gold S2:5u" Gold/Ni
G3:10u" Gold S3:10u" Gold/Ni
G4:15u" Gold S4:15u" Gold/Ni
G5:30u" Gold S5:30u" Gold/Ni
SN:Tin

⑥ Series number
504

Code	Number Of Contacts	Contact Arrangement	Rows With Contacts	Pitch
A	160	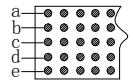	a b c d e	2.54

Unless Otherwise specified tolerance
X. ±0.35 X.XX: ±0.20
X.X: ±0.25 X.XXX: ±0.15

SCALE: As Shown
UNIT: mm
DRAW Lv Xun Hua DATE 18/03/2019
CHECK BobYang DATE 18/03/2019

3rd ANGLE PROJECTION

ANTENK ELECTRONICS CO,.LTD
Http://www.antenk.com
E-mail:sales@antenk.com

TITLE: DIN41612 Straight Plug Type E Solder 160 Positions

DRAWING NO: DMS-XXXX-504
PRODUCT NO: DMS-XXXX-504

REV	DESCRIPTION	DATE
	⚠ Change 20MΩ to 20mΩ	11/09/2020