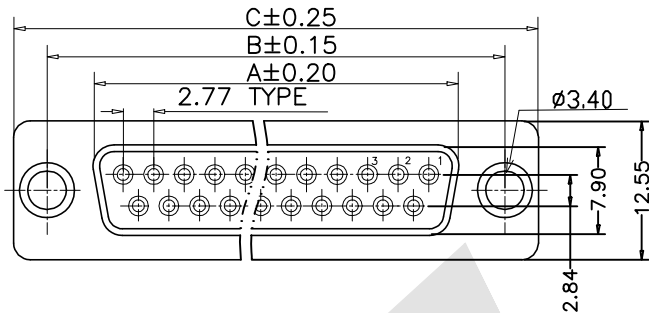


HSF



	09pin	15pin	25pin	37pin
A	16.33	24.66	38.38	54.84
B	24.99	33.32	47.04	63.50
C	30.80	39.10	53.00	69.30
D	22.40	30.80	44.50	61.40
E	12.08	19.70	32.40	47.72

Material:

Housing: Temperature Thermoplastics, PBT+G.F UL 94V-0

Contact: Brass or Bronze

Shell: 0.35T Steel Nickel Plating All Area

Electrical Characteristics:

Current Rating: 5A

Contact Resistance): 20 milliohms Max

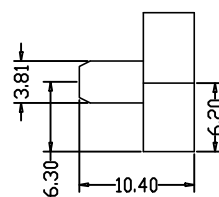
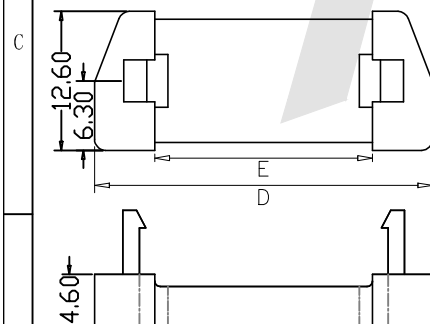
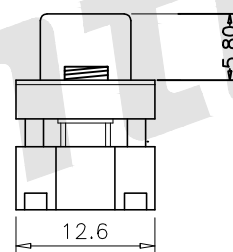
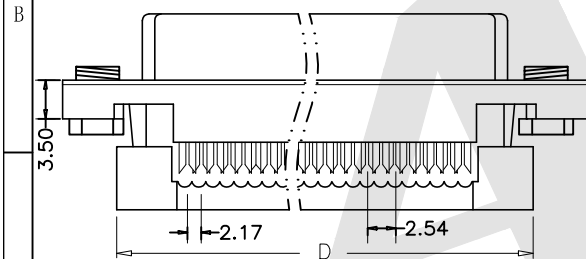
Withstanding Voltage: 500V AC For 1 Minute

Insulation Resistance: 1000 Megohms Min

Operating Temperature: -55° C to +105° C

Ordering Code:

DIDC01 - F - X - S - X - X
 ① ② ③ ④ ⑤ ⑥



Strain Relief

① Dual Row IDC Type

② Contact Type:

F: Female

③ Contact NO.:

09=09pin

15=15pin

25=25pin

37=37pin

⑤ Color Code:

L: Blue

B: Black

⑥ Other Option:

A: With

S/R (Standard)

B: Without S/R

④ Contact Plating

S: Selective Gold

S2: Selective 5u" Gold

S4: Selective 15u" Gold

G0: Gold flash

G2: 5u" Gold over

G4: 15u" Gold over

S1: Selective 3u" Gold

S3: Selective 10u" Gold

S5: Selective 30u" Gold

G1: 3u" Gold over

G3: 10u" Gold over

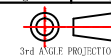
G5: 30u" Gold over

Unless Otherwise specified tolerance
 X. ±0.35 X.XX: ±0.20
 X.X: ±0.25 X.XXX: ±0.15

SCALE: As Shown UNIT: mm

DRAW: Lv Xun Hua DATE: 06/03/2019

CHECK: BobYang DATE: 06/03/2019



3rd ANGLE PROJECTION



ANTENK ELECTRONICS CO., LTD

Http://www.antenk.com

E-mail:sales@antenk.com

TITLE: D-SUB Female Dual Row IDC
 Inner Button Type(stamped Pin)

DRAWING NO: DIDC01-FXSXX

PRODUCT NO: DIDC01-FXSXX

REV	DESCRIPTION	DATE