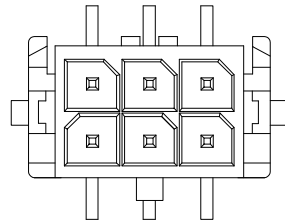
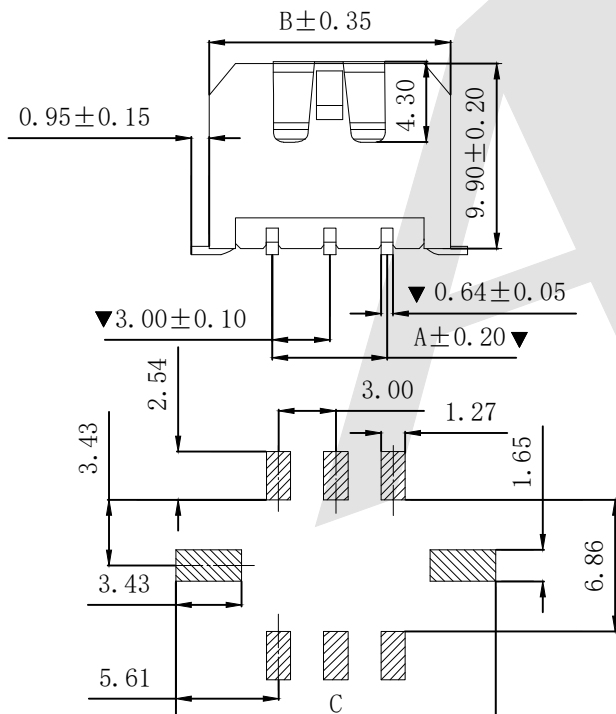


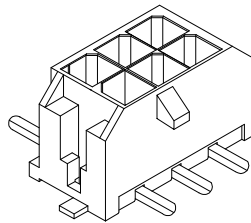
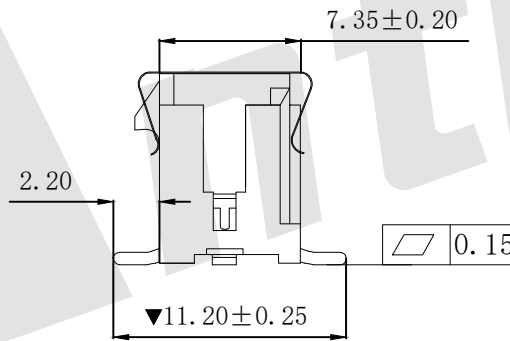
WITH CAP VIEW



WITHOUT CAP VIEW



P. C. B. LAYOUT



SPECIFICATIONS

- Voltage rating: 250V AC,DC
- Current rating: 5A, AC,DC
- Withstanding Voltage: 1500V AC/minute
- Insulation resistance: 1000MΩ min
- Temperature range: -25°C -- +85°C
- Contact resistance: 20mΩ max

WAFER

- Part NO: AW3045SV-2xNP-X

U: Tube With metallic Pad  
W: Reel+Metallic Pad

- Poles: 02-24P
- Housing Material: LCP UL94 V-0 Black
- Contact Area Plating: Tin-Plated
- Cap : Stainless Steel
- The Dimension Marked “▼” Must Be Recorded

Poles	Part No.	Dimensions (mm)		
		A	B	C
2	AW3045SV-2x1P-X	---	6.65	11.20
4	AW3045SV-2x2P-X	3.00	9.65	14.20
6	AW3045SV-2x3P-X	6.00	12.65	17.20
8	AW3045SV-2x4P-X	9.00	15.65	20.20
10	AW3045SV-2x5P-X	12.00	18.65	23.20
12	AW3045SV-2x6P-X	15.00	21.65	26.20
14	AW3045SV-2x7P-X	18.00	24.65	29.20
16	AW3045SV-2x8P-X	21.00	27.65	32.20
18	AW3045SV-2x9P-X	24.00	30.65	35.20
20	AW3045SV-2x10P-X	27.00	33.65	38.20
22	AW3045SV-2x11P-X	30.00	36.65	41.20
24	AW3045SV-2x12P-X	33.00	39.65	44.20



Unless Otherwise specified tolerance

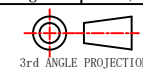
X. ± 0.35 X. XX: ± 0.20  
X. X: ± 0.25 X. XXX: ± 0.15

SCALE: As Shown

UNIT: mm

DRAW Jack Bao DATE 07/09/2017

CHECK BobYang DATE 07/09/2017



ANTENK ELECTRONICS CO.,LTD  
Http://www.antenk.com  
E-mail:sales@antenk.com

TITLE:MX3.0mm SMT 180° With soldering lug Wafer Connector Series

DRAWING NO: AW3045SV-2xNP-X

PRODUCT NO: AW3045SV-2xNP-X

Increase packing method and material

02/20/2024

Revise part No. in the table

07/24/2023

DESCRIPTION

DATE



REV

1

2

3

4

5

6

7

8