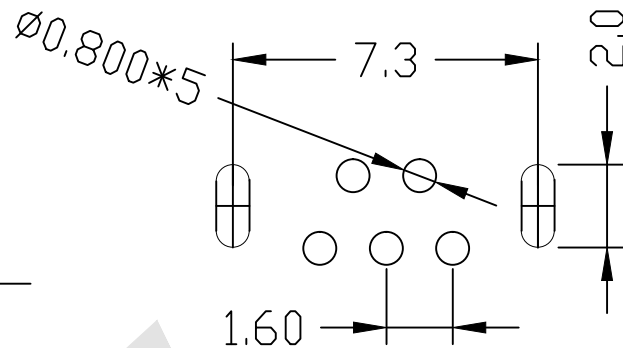
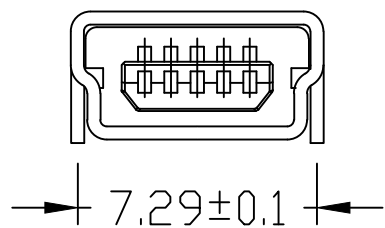


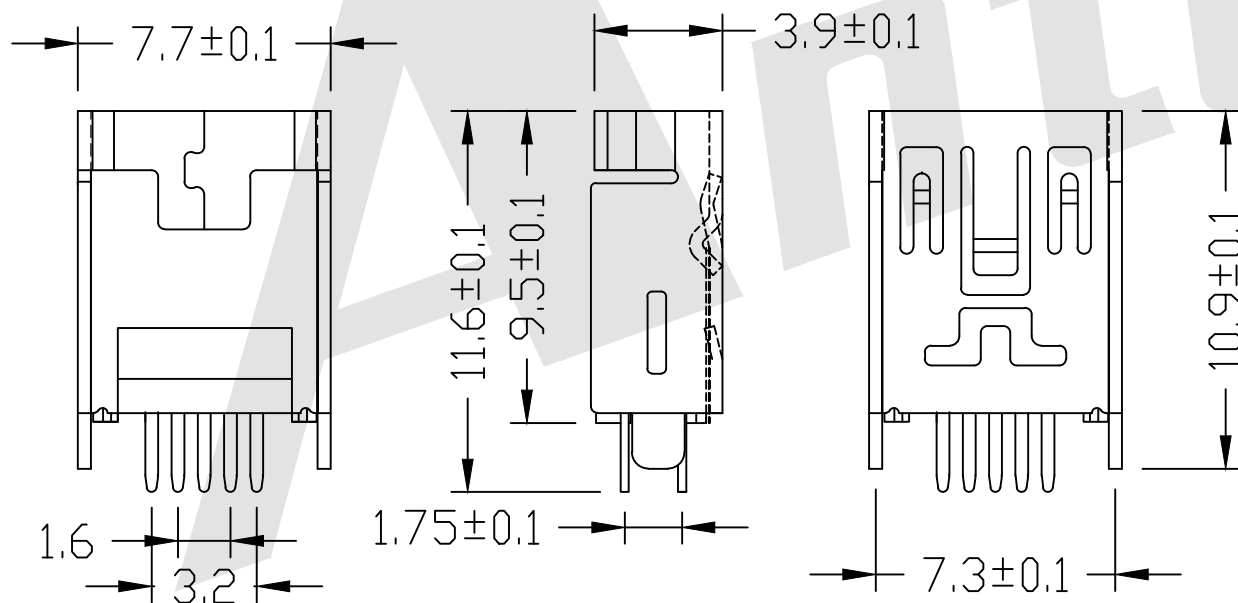
HSF



ROHS



Recommended PCB Layout



SPECIFICATIONS:

Current Rating: 1A Max  
 Contact Resistance: 50 milliohms MAX  
 Dielectric Withstanding Voltage: 100V AC AT Sea Level  
 Insulation Resistance: 100 MEGA ohms MIN  
 Housing: Temperature Thermoplastics, LCP UL 94V-0  
 Contact: Copper Alloy, Plated Gold in Mating Area, Tin On Solder Tails  
 Shell: Brass, Nickel/Plating

Ordering Code:

NUFS03 - X - X - X - X - X

① ② ③ ④ ⑤ ⑥

- ① Series No:
- ② Shell Material:  
B: Brass I: Iron  
S: stainless steel
- ③ Insulator Material:  
P: PBT+30%GF  
L: LCP
- ④ Contact Material:  
B: Brass  
P: phosphor copper
- ⑤ Contact Plating:  
G0: Gold flash  
G1: 3u" Gold  
G2: 5u" Gold  
G3: 10u" Gold  
G4: 15u" Gold  
G5: 30u" Gold
- ⑥ Packing:  
A: Tray  
B: Bag  
C: Tube  
D: Tape & Reel

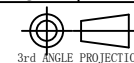
Unless Otherwise specified tolerance  
 X. ±0.35 X.XX: ±0.20  
 X.X: ±0.25 X.XXX: ±0.15

SCALE: As Shown	UNIT: mm
DRAW Lv Xun Hua	DATE 12/06/2019
CHECK BobYang	DATE 12/06/2019

**Antenk**® ANTENK ELECTRONICS CO., LTD  
 Http://www.antenk.com  
 E-mail:sales@antenk.com

TITLE: MINI USB 5P B Type Receptacle Connector, Short Body, Straight Dip

DRAWING NO: NUFS03-XXXXX  
 PRODUCT NO: NUFS03-XXXXX



REV	DESCRIPTION	DATE