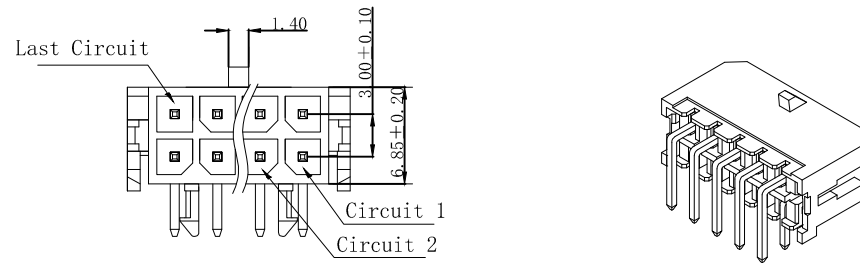


HSF



ROHS

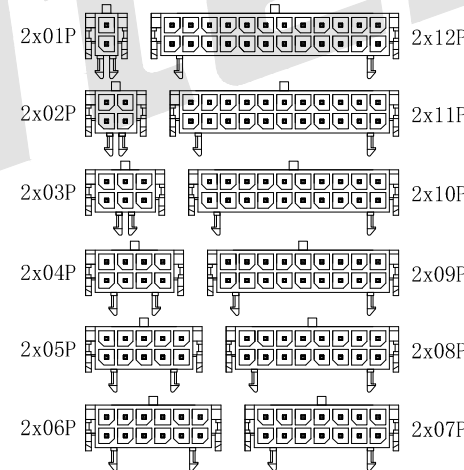
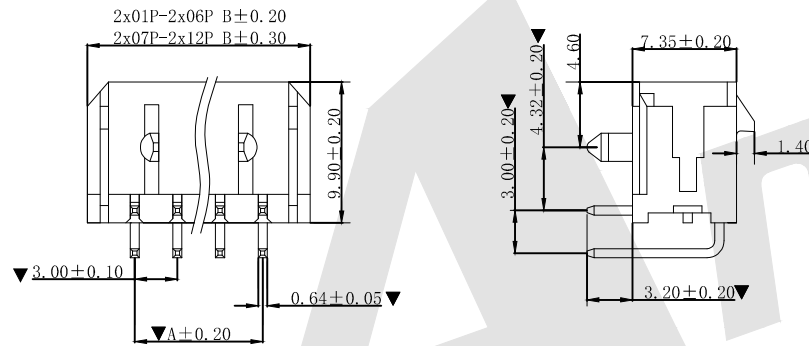


SPECIFICATIONS

- Voltage rating: 250V AC/DC
- Current rating: 5A, AC, DC
- Withstanding Voltage: 1500V AC/minute
- Insulation resistance: 1000MΩ min
- Temperature range: -25°C ~ +85°C
- Contact resistance: 20mΩ max

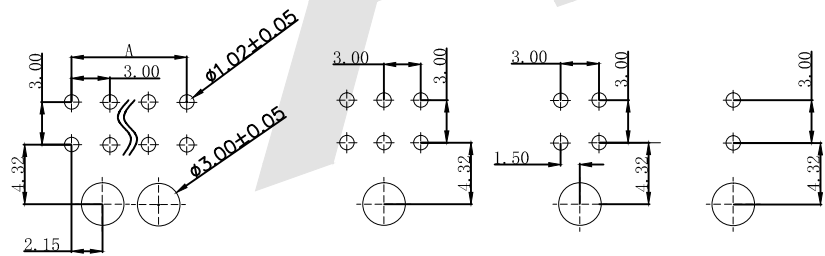
TERMINAL

- Part NO: AW3045R-2xNP
- Poles: 02-24P
- Housing Material: Nylon66 15%GF UL94V-0 Black
- Pin Material: Brass
- Contact Area Plating: Tin-Plated
- The Dimension Marked "▼" Must Be Recorded



CIRCUIT SIZE LAYOUT

Poles	PART NO.	Dimensions (mm)	
		A	B
2	AW3045R-2*1	▼	6.65
4	AW3045R-2*2	3.00	9.65
6	AW3045R-2*3	6.00	12.65
8	AW3045R-2*4	9.00	15.65
10	AW3045R-2*5	12.00	18.65
12	AW3045R-2*6	15.00	21.65
14	AW3045R-2*7	18.00	24.65
16	AW3045R-2*8	21.00	27.65
18	AW3045R-2*9	24.00	30.65
20	AW3045R-2*10	27.00	33.65
22	AW3045R-2*11	30.00	36.65
24	AW3045R-2*12	33.00	39.65



P. C. B. LAYOUT  
08P-24P

P. C. B. LAYOUT  
6 CKT HEADER

P. C. B. LAYOUT  
4 CKT HEADER

P. C. B. LAYOUT  
2 CKT HEADER

Unless Otherwise specified tolerance  
 X. ±0.35 X.XX: ±0.20  
 X.X: ±0.25 X.XXX: ±0.15



ANTENK ELECTRONICS CO., LTD  
[Http://www.antenk.com](http://www.antenk.com)  
 E-mail: sales@antenk.com

SCALE: As Shown	UNIT: mm
DRAW Jack Bao	DATE 07/08/2017
CHECK Bob Yang	DATE 07/08/2017

TITLE: MX3.00mm 90° Wafer Connector Series



DRAWING NO: AW3045R-2xNP

PRODUCT NO: AW3045R-2xNP

REV	DESCRIPTION	DATE