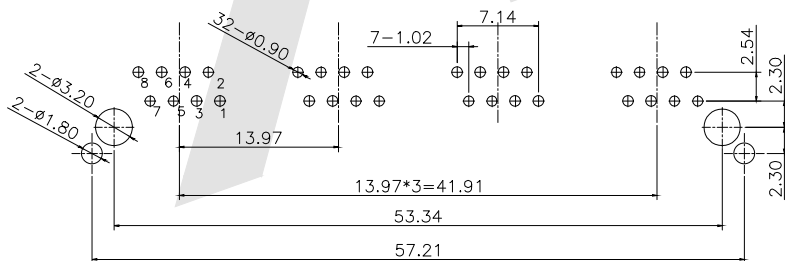
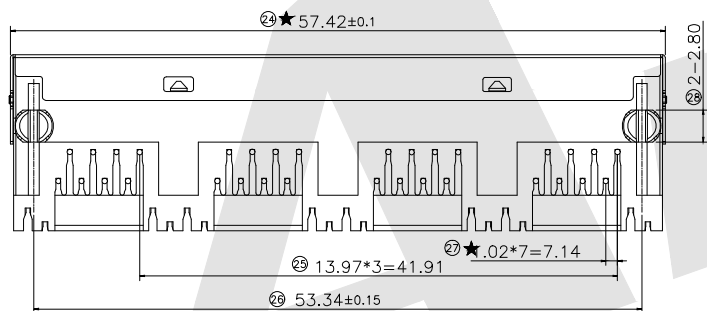


Section A-A



RECOMMENDED P.C.B LAYOUT
P.C.B (TOLERANCE=±0.05)

SPECIFICATION NOTES:

ELECTRICAL:

1. VOLTAGE RATING: 125 VAC RMS
2. CURRENT RATING: 1.5 AMP
3. CONTACT RESISTANCE: 20mΩ MAX.
4. INSULATION RESISTANCE: 1000MΩ MIN. AT 500V DC.
5. DIELECTRIC STRENGTH: 1000 V AC OR 1500V DC RMS AT 0.5mA 50Hz/60Hz FOR 1 MINUTE

MECHANICAL:

1. CONTACT MATERIAL: PHOSPHOR BRONZE Ø0.46
2. PLATING: PLATING AT CONTACT AREA, NICKEL 30U MIN. OVER ALL.
3. OPERATING LIFE: 750 CYCLES MIN.
4. MATING/UNMATING FORCE: 30N/3.06KGF MAX.
5. RETENTION STRENGTH: 50N MIN. FOR 60S±5S

ENVIRONMENTAL:

1. STORAGE: -40°C TO +85°C RELATIVE HUMIDITY<80%
2. GUARANTEE PERIOD: 12 MONTHS
3. OPERATION: -40°C TO +85°C
4. WAVE SOLDERING TEMPERATURE: 260±5°C 5~10s

With ★ remarks is the critical dimension

Order code:

ATRJ5926 - 8P - 8C - X - B - C
 ① ② ③ ④ ⑤ ⑥

- | | |
|--|------------------|
| ① SERIES NO: | ⑤ Shield |
| ② NUMBER OF POSITIONS(10P, 8P, 6P, 4P) | A:W/O Shield |
| ③ NUMBER OF CONTACTS(10C, 8C, 6C, 4C) | B:Half Shield |
| ④ Contact Plating | C:Shield W/Eml |
| G0:Gold flash | D:Shield W/O Eml |
| G1: 3U" Gold | ⑥ Ports |
| G2: 6U" Gold | A:1X1P |
| G3:15U" Gold | B:1X2P |
| G4:30U" Gold | C:1X4P |
| G5:50U" Gold | D:1X5P |
| SN:Tin | E:1X6P |
| | F:1X8P |

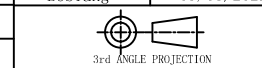
Unless Otherwise specified tolerance
 X. ±0.35 X.XX:±0.20
 X.X:±0.25 X.XXX:±0.15



ANTENK ELECTRONICS CO., LTD
 Http://www.antenk.com
 E-mail:sales@antenk.com

SCALE: As Shown	UNIT: mm
DRAW ZLA	DATE 09/05/2022
CHECK BobYang	DATE 09/05/2022

TITLE: RJ45 JACK Side Entry, Half Shielded
 1X4P Front 2.3



DRAWING NO: ATRJ5926-8P-8C-X-B-C
 PRODUCT NO: ATRJ5926-8P-8C-X-B-C

REV	DESCRIPTION	DATE
-----	-------------	------