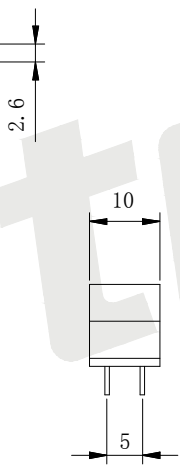
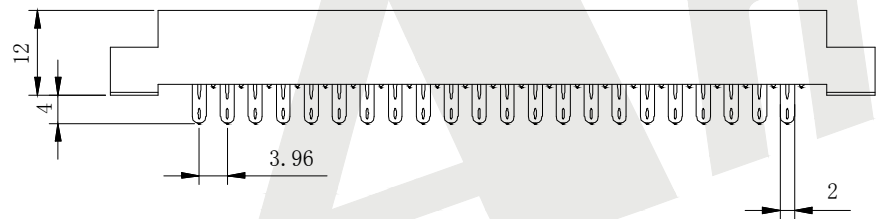
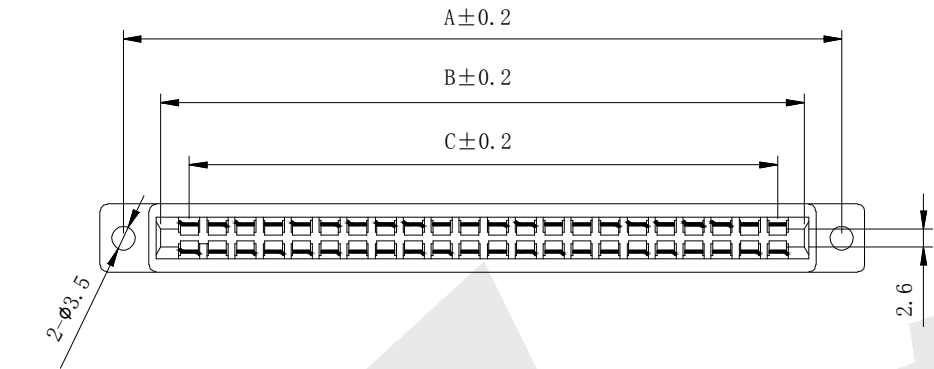


HSF



POSITION	A	B	C
12	38.26	28.1	19.8
16	46.18	36.02	27.72
20	54.1	43.94	35.64
24	62.02	51.86	43.56
30	73.9	63.74	55.44
36	85.78	75.62	67.32
44	101.62	91.46	83.16
56	125.38	115.22	106.92
72	157.06	146.9	138.6

SPECIFICATION

- CURRENT RATING:5AMP
- CONTACT RESISTANCE:20 MILLIOHMS MAX AT DC 100mA
- INSULATION RESISTANCE:5000 MEGOHMS MIN. At 500V DC
- OPERATION TEMPERATURE:-55° C TO +105° C

CONTACT:BRASS OF PHOSPHOR BRONZE
HOUSING:30%GLASS FILLED PBT UL94V-0

Order code:

ECS - X - D - H - S0 - P - B - 01
① ② ③ ④ ⑤ ⑥ ⑦ ⑧

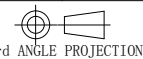
- ① SERIES NO:ECS
- ② Number of Pins: X
FOR Example:72=72P
- ③ Pitch:D:3.96MM
- ④ DIP Length:H
H=4MM
- ⑤ Contact Plating
G0:Gold flash
G1: 3U" Gold
G2: 5U" Gold
G3:10U" Gold
G4:15U" Gold
G5:30U" Gold
SN:Tin
- ⑥ Plastic Materials:
P:PBT
- ⑦ Packing
A:Tray
B:Bag
T:Tube
U:Tube+CAP
R:Tape&Reel
W:Tape&Reel+CAP
- ⑧ Product NO.:01

Unless Otherwise specified tolerance
X. ±0.35 X.XX:±0.20
X.X:±0.25 X.XXX:±0.15

Antenk ANTENK ELECTRONICS CO.,LTD
Http://www.antenk.com
E-mail:sales@antenk.com

SCALE: As Shown UNIT: mm
DRAW Wu Feng Rong DATE 11/11/2020
CHECK BobYang DATE 11/11/2020

TITLE:
3.96mm Card EDGE Slot Solder Type Connectors



DRAWING NO: ECS-XDHSOPB01
PRODUCT NO: ECS-XDHSOPB01

REV	DESCRIPTION	DATE