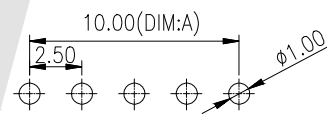
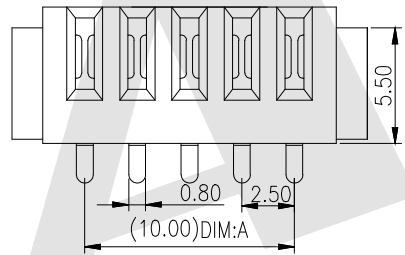
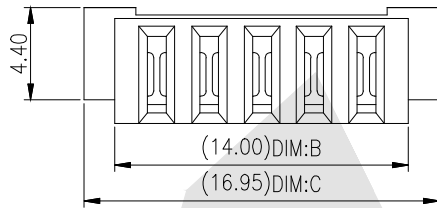
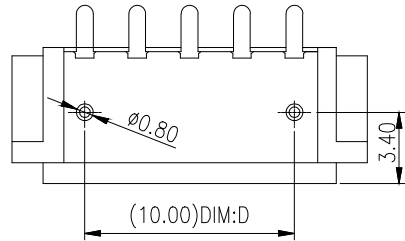


HSF

RoHS

No:of pins	Dimension				
	DIM.A	DIM.B	DIM.C	DIM.D	DIM.E
03	5.00	9.00	11.95	5.00	2.00
04	7.50	11.50	14.45	7.50	2.00
05	10.00	14.00	16.95	10.00	2.00
06	12.50	16.50	19.45	12.50	2.00
07	15.00	19.00	21.95	15.00	2.00
08	17.50	21.50	24.45	17.50	2.00
09	20.00	24.00	26.95	20.00	2.00
10	22.50	26.50	29.45	22.50	2.00
11	25.00	29.00	31.95	25.00	2.00



RECOMMENDED PCB LAYOUT
Layout Tolerance ±0.05

MATERIAL:

- CURRENT RATING:7 A
- INSTANT CURRENT:10 A
- WITHSTAND VOLTAGE:500 V
- INSULATION RESISTANCE:100 M Ω MIN
- CONTACT RESISTANCE:30 mΩ MAX
- OPERATION TEMPERATURE:-40° C TO +105° C

SPECIFICATIONS:

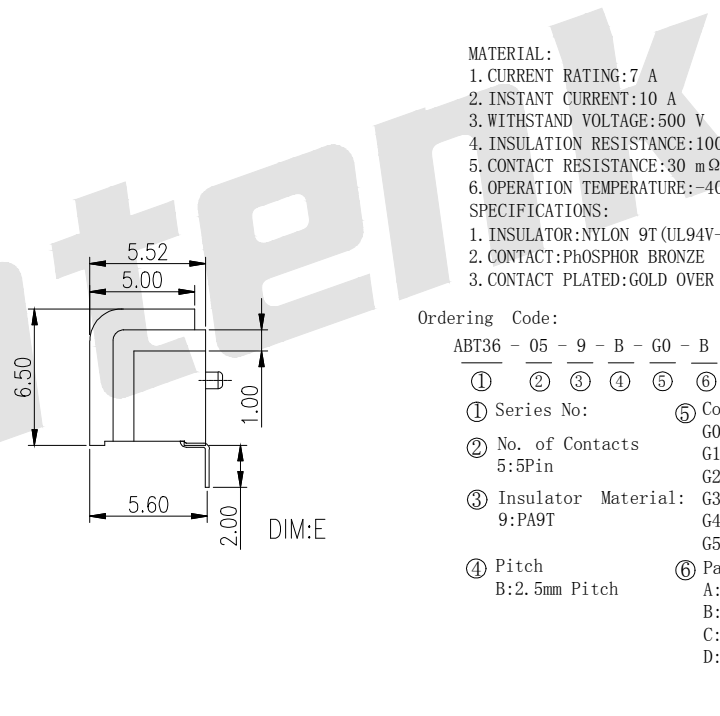
- INSULATOR:NYLON 9T (UL94V-0)
- CONTACT:PHOSPHOR BRONZE
- CONTACT PLATED:GOLD OVER NICKEL OR TIN

Ordering Code:

ABT36 - 05 - 9 - B - G0 - B

① ② ③ ④ ⑤ ⑥

- | | |
|-----------------------|--------------------|
| ① Series No: | ⑤ Contact Plating: |
| ② No. of Contacts | G0:Gold flash |
| 5:5Pin | G1:3u" gold |
| ③ Insulator Material: | G2: 5u" gold |
| 9:PA9T | G3:10u" gold |
| ④ Pitch | G4:15u" gold |
| B:2.5mm Pitch | G5:30u" gold |
| ⑥ Packing: | A:Tray |
| | B:Bag |
| | C:Tube |
| | D:Tape Reel |



Unless Otherwise specified tolerance
X. ±0.35 X.XX: ±0.20
X.X: ±0.25 X.XXX: ±0.15

SCALE: As Shown UNIT: mm

DRAW Wu Feng Rong DATE 07/21/2021

CHECK BobYang DATE 07/21/2021

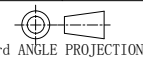


ANTENK ELECTRONICS CO., LTD
Http://www.antenk.com
E-mail:sales@antenk.com

TITLE:
2.50 PITCHS 5 PIN BATTERY 180° FEMALE CONNECTOR

DRAWING NO: ABT36-059BG0B

PRODUCT NO: ABT36-059BG0B



REV	DESCRIPTION	DATE