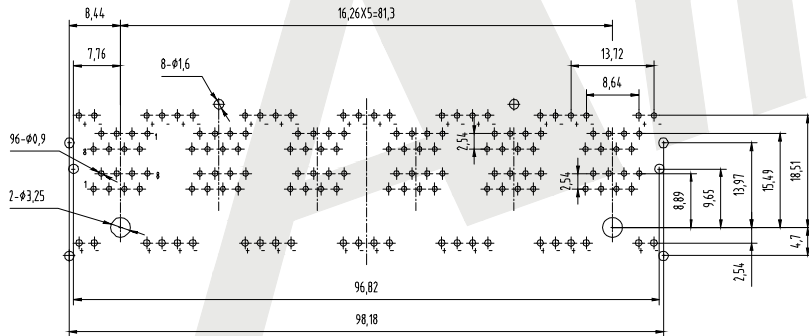
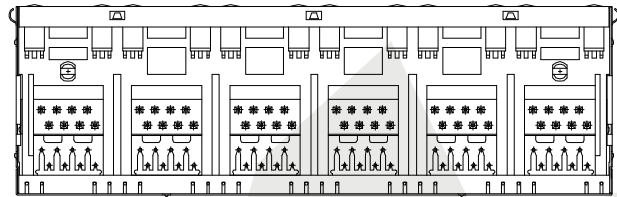
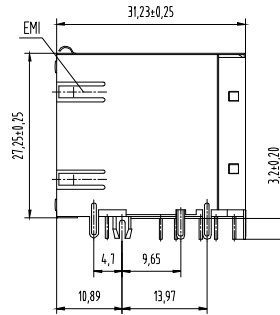
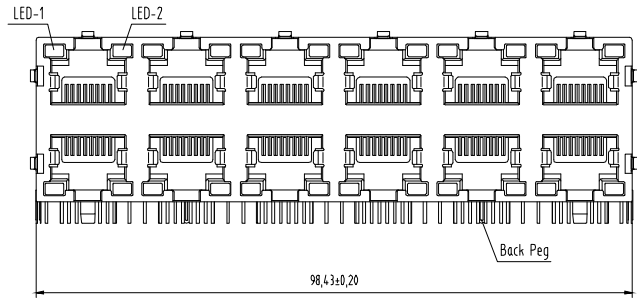


HSF



ROHS



PC Board Layout

Component Side Shown

SPECIFICATIONS:

1. Material:

- 1.1 Housing: Glass Filled Polyester UL94V-0
- 1.2 Contact: Phosphor Bronze, Ø0.46mm
- 1.3 Plating: Gold Plating Over Nickel

2. Electrical Characteristic:

- 2.1 Voltage Rating: 125 VAC RMS
- 2.2 Current Rating: 1.5 AMP
- 2.3 Contact Resistance: 45 Milliohms Max
- 2.4 Insulation Resistance: 1000 Megohms Min@500V

DC

2.5 Dielectric Withstanding Resistance: 1000V

AC

RMS 60HZ, 1 Min

3. Mechanical Characteristic:

- 3.1 Durability: 750 Cycles Min
- 3.2 PCB Retention PRE-Solder: 1 LB Min

4. Environmental:

- 4.1 Storage: -40° C To 85° C
- 4.2 Operation: 0° C To 70° C

Mates With Modular Plug Conforming To FCC Part 68, Subpart F

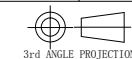
ATRJ5922 - 8P - 8C - X - C1 - K - B

① ② ③ ④ ⑤ ⑥ ⑦

- ① SERIES NO:
 - ② NUMBER OF POSITIONS (10P, 8P, 6P, 4P)
 - ③ NUMBER OF CONTACTS (10C, 8C, 6C, 4C)
 - ④ Contact Plating
 - ⑤ Shield
 - ⑥ Ports
 - ⑦ LED STYLE:
- A: W/O Shield
 B: Half Shield
 C1: Shield W/Eml
 D: Shield W/O Eml
 A: 1X1P
 B: 1X2P
 C: 1X4P
 D: 1X5P
 E: 1X6P
 F: 1X8P
 G: 2X1P
 H: 2X2P
 I: 2X3P
 J: 2X4P
 K: 2X6P
 L: 2X8P
 A: W/O LED
 B: LEFT YELLOW/RIGHT GREEN
 C: LEFT GREEN/RIGHT YELLOW
 D: LEFT RED/RIGHT GREEN
 E: LEFT GREEN/RIGHT RED
 F: LEFT YELLOW/RIGHT YELLOW
 G: LEFT GREEN/RIGHT GREEN

Unless Otherwise specified tolerance
 X. ±0.35 X.XX: ±0.20
 X.X: ±0.25 X.XXX: ±0.15

SCALE: As Shown UNIT: mm
 DRAW: Wu Sai DATE: 22/03/2018
 CHECK: BobYang DATE: 22/03/2018



Antenk ANTENK ELECTRONICS CO., LTD
[Http://www.antenk.com](http://www.antenk.com)
 E-mail: sales@antenk.com

TITLE: RJ45 Jack Side Entry 2X6P
 Shielded With LED & EMI

DRAWING NO: ATRJ5922-8P8C-X-C1-K-B

PRODUCT NO: ATRJ5922-8P8C-X-C1-K-B



CHANGE C TO C1
 DESCRIPTION

12/08/2020

DATE

REV

1

2

3

4

5

6

7

8