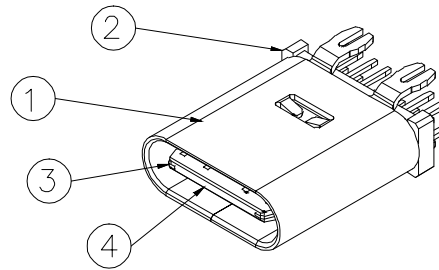


HSF



SPECIFICATIONS:

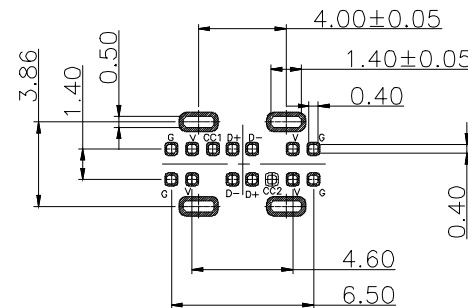
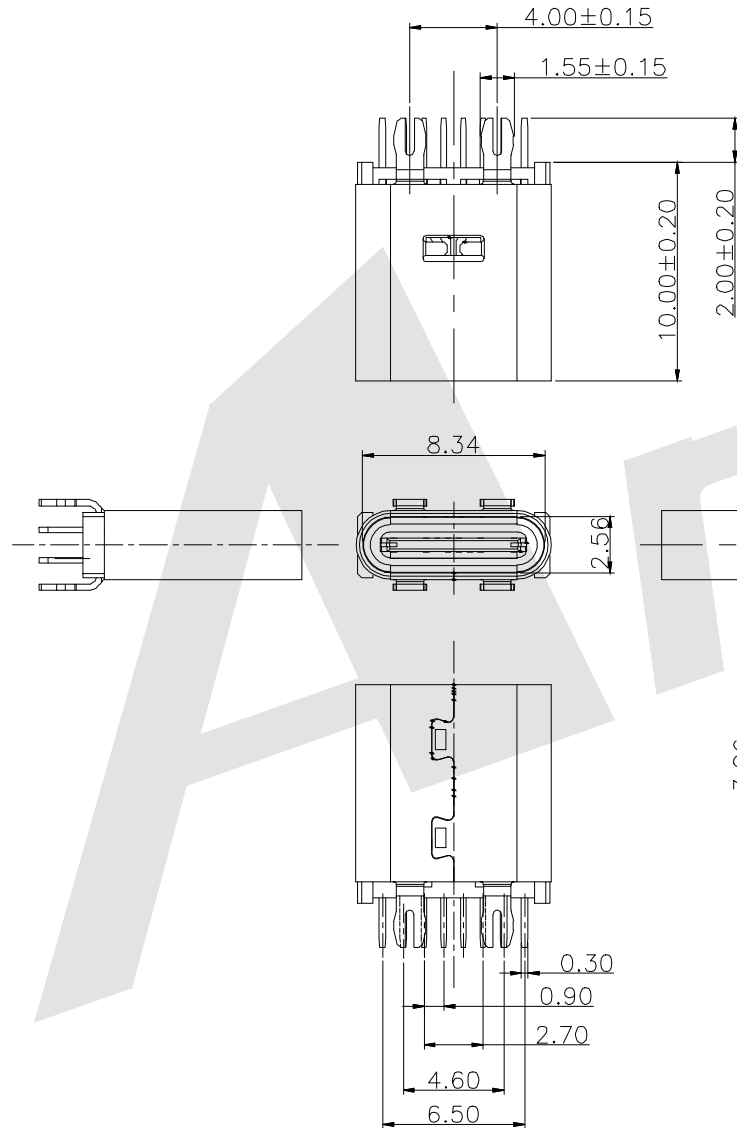
MECHANICAL:

- 1 Current rating:5.0A MAX
- 2 Voltage :100V VAC
- 3 Temperature range:-30°C TO +85°C
- 4.Contact resistance:40 milliohms max
- 5. Insulation resistance:100 megohms min
- 6. Insertion force:5N-20N
- 7. Unmating force:8N-20N(1-1000 time)  
6N-20N(After 10000 time)
- 8. Durability:10,000 cycles

U3.1FS07 - S - L - X - X - X



- ① Series No:
- ② Shell Material:  
S:stainless steel
- ③ Insulator Material:  
L:LCP
- ④ Contact Material:  
B:Brass  
P:phosphor copper
- ⑤ Contact Plating  
G0: Gold flash  
G1: 3u" Gold  
G2: 5u" Gold  
G3: 10u" Gold  
G4: 15u" Gold  
G5: 30u" Gold
- ⑥ Packing  
A:Tray  
B:Bag  
C:Tube  
D:Tape&Reel



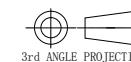
RECOMMENDED P.C.B. LAYOUT  
TOLERANCE UNSPECIFIED ±0.05mm

Unless Otherwise specified tolerance  
 X. ±0.35 X.XX: ±0.20  
 X.X: ±0.25 X.XXX: ±0.15

**Antenk**® ANTENK ELECTRONICS CO.,LTD  
 Http://www.antenk.com  
 E-mail:sales@antenk.com

SCALE: As Shown	UNIT: mm
DRAW Lv Xun Hua	DATE 08/07/2019
CHECK BobYang	DATE 08/07/2019

TITLE:  
TYPE C 2.0 Female 14P, Vertical Through Hole



DRAWING NO: U3.1FS07-SLXXX  
 PRODUCT NO: U3.1FS07-SLXXX

REV	CHANGE U3.1FM07 TO U3.1FS07	27/10/2020
	DESCRIPTION	DATE