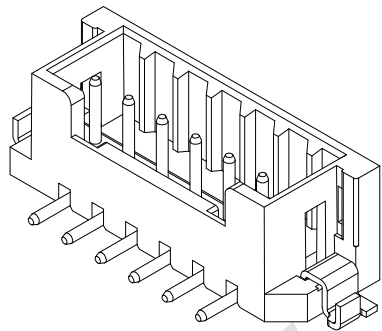


HSF



Ordering Information:

AW2011V-S-NP - **
1 2

1.Part No.

2.Finish:

(blank): Tin over Nickel

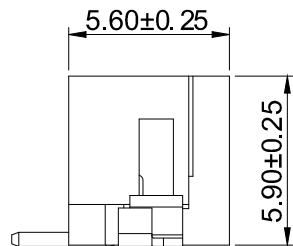
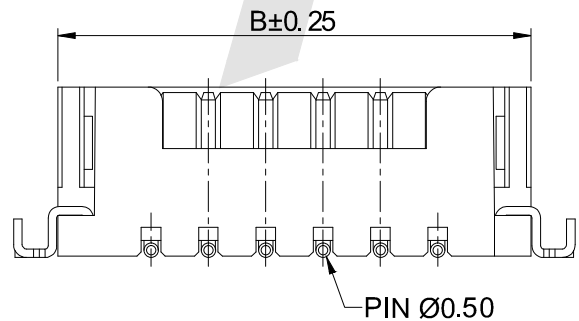
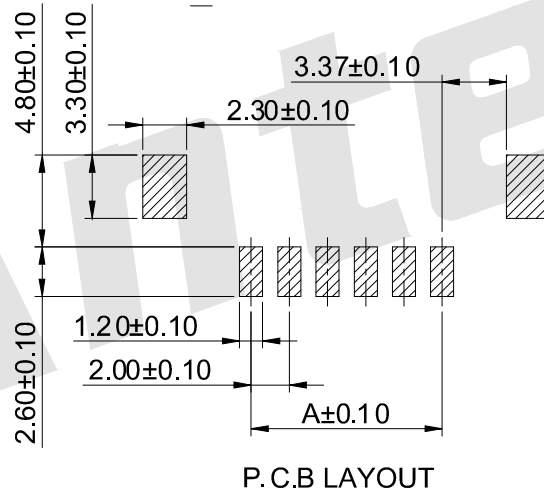
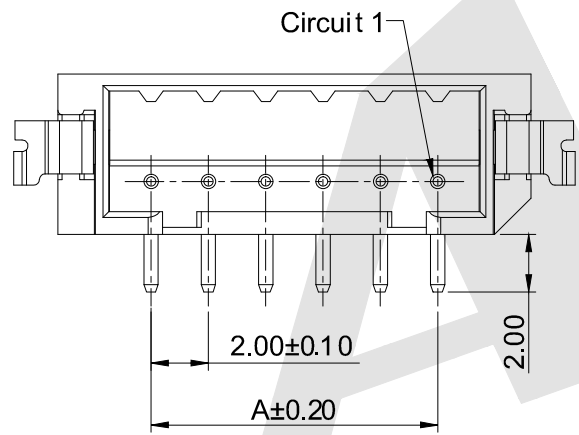
G: Gold over Nickel

SPECIFICATIONS

- Voltage rating: 250V AC/DC
- Current rating: 3A, AC, DC
- Withstanding Voltage: 800V AC/minute
- Insulation resistance: 650MΩ min
- Temperature range: -40°C~+105°C

WAFER

- Part NO: AW2011V-S-NP-X
- Material: Pin: Brass/Tin over Nickel
Insulator: Nylon 6T, UL94V-0
- Mates with: AH2011 series Housing
- Color: Ivory



Ordering Information & Dimensions:

Poles	Part No.	Dimensions (mm)	
		A	B
2	AW2011V-S-2P-X	2.00	8.50
3	AW2011V-S-3P-X	4.00	10.50
4	AW2011V-S-4P-X	6.00	12.50
5	AW2011V-S-5P-X	8.00	14.50
6	AW2011V-S-6P-X	10.00	16.50
7	AW2011V-S-7P-X	12.00	18.50
8	AW2011V-S-8P-X	14.00	20.50
9	AW2011V-S-9P-X	16.00	22.50
10	AW2011V-S-10P-X	18.00	24.50
11	AW2011V-S-11P-X	20.00	26.50
12	AW2011V-S-12P-X	22.00	28.50
13	AW2011V-S-13P-X	24.00	30.50
14	AW2011V-S-14P-X	26.00	32.50
15	AW2011V-S-15P-X	28.00	34.50

Unit: mm

Unless otherwise specified tolerance
X. ±0.35 X.XX: ±0.20
X.X: ±0.25 X.XXX: ±0.15



ANTENK ELECTRONICS CO., LTD
Http://www.antenk.com
E-mail:sales@antenk.com

SCALE: As Shown	UNIT: mm
DRAW Jack Bao	DATE 10/31/2017
CHECK Bob Yang	DATE 10/31/2017

TITLE: 2.00mm pitch 180° Wafer SMT-TYPE Connector Series



DRAWING NO: AW2011V-S-NP-X

PRODUCT NO: AW2011V-S-NP-X

REV	DESCRIPTION	DATE
1		
2		
3		
4		
5		