HSF Pb RoHS

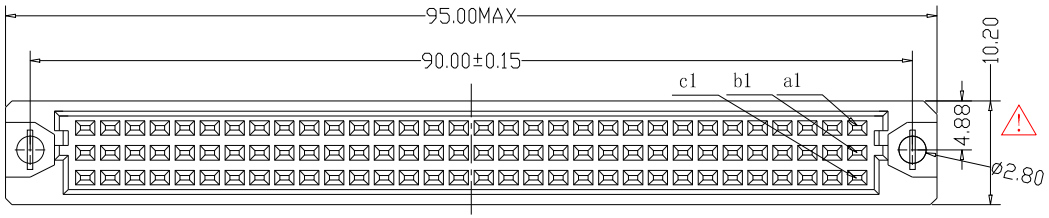

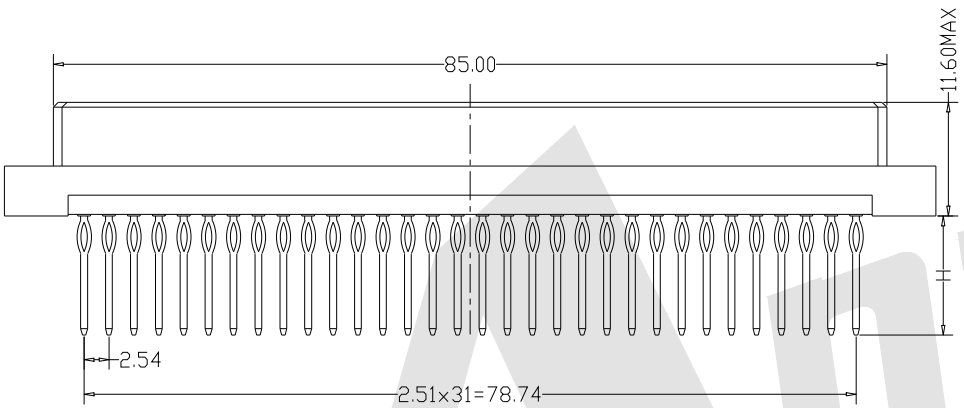

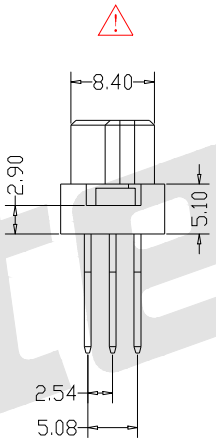

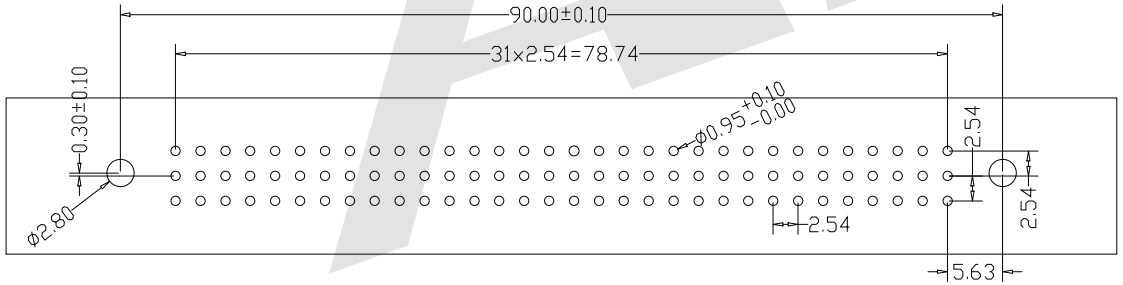

Recommended P.C.B.Layout

Code	Number Of Contacts	Contact Arrangement	Rows With Contacts	Pitch
A	96		a b c	2.54
C	64		a b	
D			a c	
D1	48		a b c	5.08
F	32		a c	
F1			a	2.54

SPECIFICATION

Current Rating:	2.0Amp
Insulation Resistance:	1000MΩ min.at DC 100V
Contact Resistance:	20mΩ max
Withstand Voltage:	AC 1000V For 1 Minute
Operating Temperature:	-55° C to +105° C
Contact Material:	Brass
Contact Plating:	Au or Sn Over Ni
Insulator Material:	PBT+30%GF UL 94V-0
Insertion Force:	96 pin max.90N
Withdrawal Force:	0.15N min.per individual contact

Ordering Code:

DFS - XX - X - X - X - 303

① ② ③ ④ ⑤ ⑥

① Series No:

② No.of Contacts
96P 64P 32p 48p

③ Termination
I:Straight tail length H=5.5mm
M:Wrap post tail length H=13.0mm
N:Wrap post tail length H=17.0mm

④ Rows Loaded With Contacts
A:Row a+b+c C:Row a+b
D:Row a+c
D1:Row a+b+c(2,4,6...)
F:Row a+c(2,4,6...)
F1:Row a

⑤ Contact Plating
G0: Gold flash
S0: Gold flash/Ni
G1: 3u″ Gold
S1: 3u″ Gold/Ni
G2: 5u″ Gold
S2: 5u″ Gold/Ni
G3: 10u″ Gold
S3: 10u″ Gold/Ni
G4: 15u″ Gold
S4: 15u″ Gold/Ni
G5: 30u″ Gold
S5: 30u″ Gold/Ni
SN: Tin

⑥ Series number
303

Unless Otherwise specified tolerance
X.±0.35 X.XX:±0.20
X.X:±0.25 X.XXX:±0.15

SCALE: As Shown	UNIT: mm
DRAW Wu Feng Rong	DATE 17/11/2018
CHECK BobYang	DATE 17/11/2018

3rd ANGLE PROJECTION

ANTENK ELECTRONICS CO,.LTD
Http://www.antenk.com
E-mail:sales@antenk.com

TITLE: DIN41612 Vertical Female Type C Compliant press-Fit Connectors 96 Positions

DRAWING NO: DFS-XX-XXX-303

PRODUCT NO: DFS-XX-XXX-303

REV	DESCRIPTION	DATE
	⚠ Update Dimensions	01/28/2021

Antenk