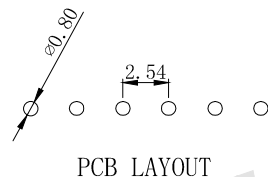
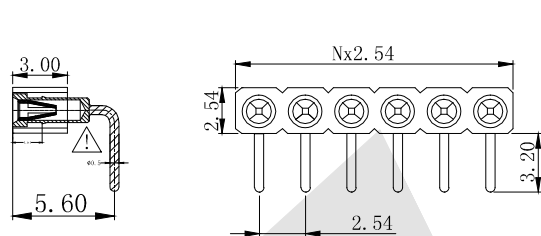




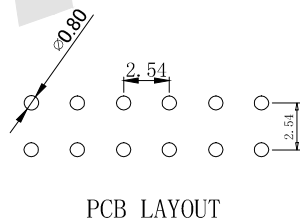
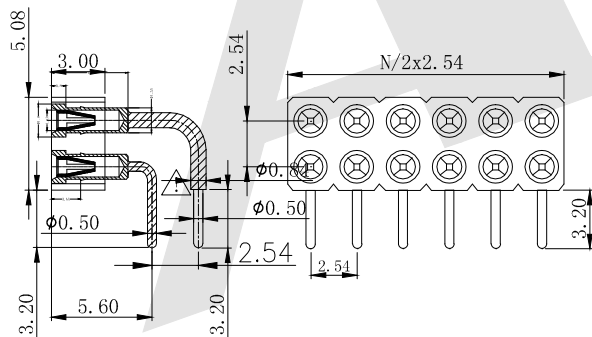
Machined Socket connectors 2.54 mm: MFHER series

A: Type1



Right angle socket connector:
single row
Availability from: 2 to 40 contacts
Standard number of contacts 20, 25, 32 and 40

B: Type2



Right angle socket connector:
double row
Availability from: 4 to 80 contacts
Standard number of contacts 20, 40, 56, 60 and 72

SPECIFICATIONS:

Insulator: PPS
Flammability: UL 94V-0
Sleeve: Brass
Contact Clip(4 finger): Beryllium copper
Mating Pin \varnothing : 0.40 to 0.56 mm
Forces: (Polished Steel Gauge $\varnothing 0.43$ mm)
-Insertion: 3 N typ.
-Withdrawal: 1.5 N typ.
Mechanical life: Min 500 cycles
Rated Current: 3A
Contact Resistance: Max 10 m Ω
Dielectric Strength: Min 1000V RMS

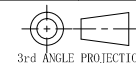
Ordering Code:

MFHER - X - X - X - X - X - 00
① ② ③ ④ ⑤ ⑥ ⑦

- | | |
|--|---|
| ① MFHER series | ④ Clip Plated
0; No
1; Tin 150 μ "
2; Tin 200 μ "
3; G/F
4; Gold 3 μ "
5; Gold 10 μ "
6; Gold 15 μ "
S; Special |
| ② Contact NO:
XX=XXpin
For example:
06=06pin | ⑤ Packing
A:Tray B:Bag
C:Tube D:Tape Reel |
| ③ Pin Plated
0; No
1; Tin 150 μ "
2; Tin 200 μ "
3; G/F
4; Gold 3 μ "
5; Gold 10 μ "
6; Gold 15 μ "
S; Special | ⑥ Type selection
A:Type1 B:Type2 |
| | ⑦ Series number
00 |

Unless Otherwise specified tolerance
X. ± 0.35 X.XX: ± 0.20
X.X: ± 0.25 X.XXX: ± 0.15

SCALE: As Shown UNIT: mm
DRAW Wu Sai DATE 22/03/2018
CHECK BobYang DATE 22/03/2018



Antenk® ANTENK ELECTRONICS CO., LTD
Http://www.antenk.com
E-mail:sales@antenk.com

TITLE: Machined Socket connectors 2.54 mm: MFHER series

DRAWING NO: MFHER-XXXXX00

PRODUCT NO: MFHER-XXXXX00

⚠ Update Size

06/22/2021

REV

DESCRIPTION

DATE