HSF Pb RoHS

A:Type1

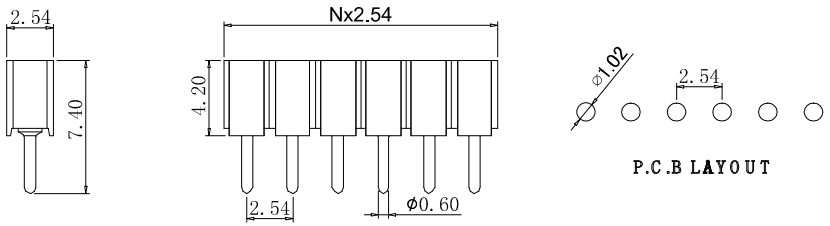

Straight socket connector height 4.2mm:solder tail,single row
Availability from:1 to 40 contacts
Standard number of contacts 5,6, 8,9,10,11,12,14,16,17,20,25,30, 32 and 40

B:Type2

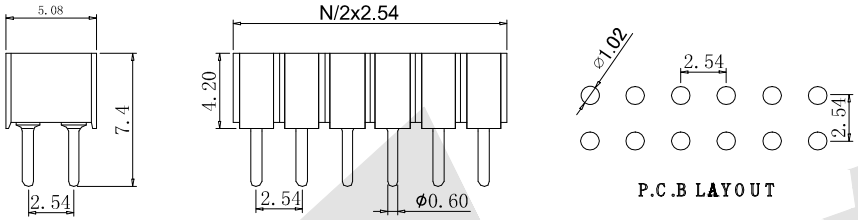

Straight socket connector height 4.2mm:solder tail,double row
Availability from:2 to 80 contacts
Standard number of contacts 16, 18,26,40,72 and 80

C:Type3

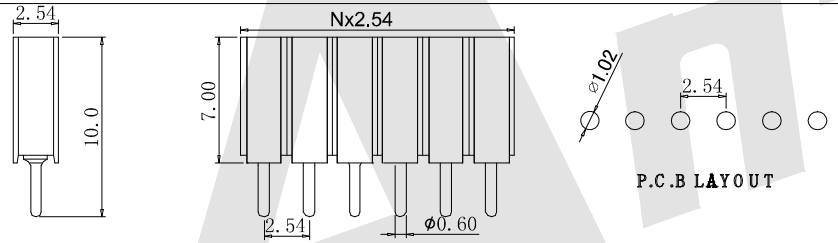

Straight socket connector height 7.0mm:solder tail,single row
Availability from:1 to 40 contacts
Standard number of contacts 5,6, 8,9,10,11,12,14,16,17,20,25,30, 32 and 40

D:Type4

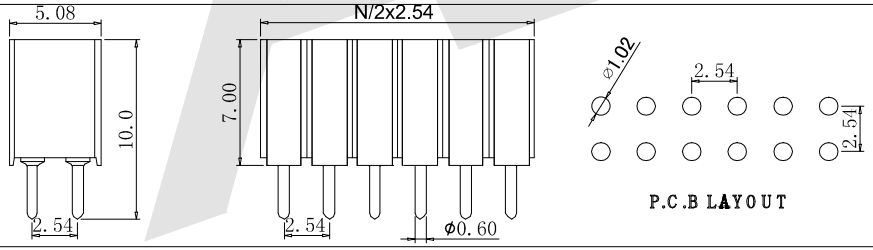

Straight socket connector height 7.0mm:solder tail,double row
Availability from:2 to 80 contacts
Standard number of contacts 16, 18,26,40,72 and 80

SPECIFICATIONS:

Insulator:	PPS
Fiammability:	UL 94V-0
Sleeve:	Brass
Contact clip(6 finger):	Beryllium copper
Mating pin Ø: ⚠	0.7 TO 0.9MM FOR TYPE1&TYPE2 TYPE 3&TYPE4
Forces:	(polished steel gauge Ø0.43mm)
-Insertion	3 N typ.
-Withdrawal	1.5 N typ.
Mechanical life:	min 500 cycles
Rated cument:	3A
Contact resistance:	max 10 mΩ
Dielectric strength:	min 1000V RMS

Ordering Code:

MFHES - X - X - X - X - X - 05
① ② ③ ④ ⑤ ⑥ ⑦

① MFHES series

② Contact NO:
XX=XXpin
For example:
06=06pin

③ Pin Plated
0; No
1; Tin 150 μ″
2; Tin 200 μ″
3; G/F
4; Gold 3 μ″
5; Gold 10 μ″
6; Gold 15 μ″
S; Special

④ Clip Plated
0; No
1; Tin 150 μ″
2; Tin 200 μ″
3; G/F
4; Gold 3 μ″
5; Gold 10 μ″
6; Gold 15 μ″
S; Special

⑤ Packing
A:Tray B:Bag
C:Tube D:Tape Reel

⑥ Type selection
A:Type1 B:Type2
C:Type3 D:Type4

⑦ Series number
05

REV	DESCRIPTION	DATE
	⚠ Update 4 finger to 6 finger	22/03/2018

Unless Otherwise specified tolerance
X. ±0.35 X.XX:±0.20
X.X:±0.25 X.XXX:±0.15

SCALE: As Shown	UNIT: mm
DRAW Wu Sai	DATE 22/03/2018
CHECK BobYang	DATE 22/03/2018

3rd ANGLE PROJECTION

Antenk® ANTENK ELECTRONICS CO,.LTD
Http://www.antenk.com
E-mail:sales@antenk.com

TITLE: Machined Socket connectors 2.54 mm: MFHES series

DRAWING NO: MFHES-XXXXX05

PRODUCT NO: MFHES-XXXXX05