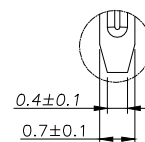
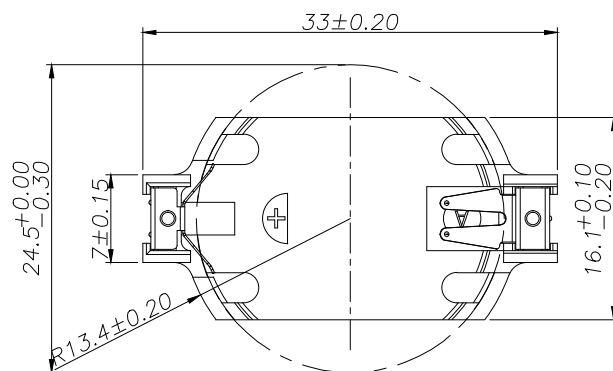


HSF



RoHS



DETAIL A(SCAL4:1)

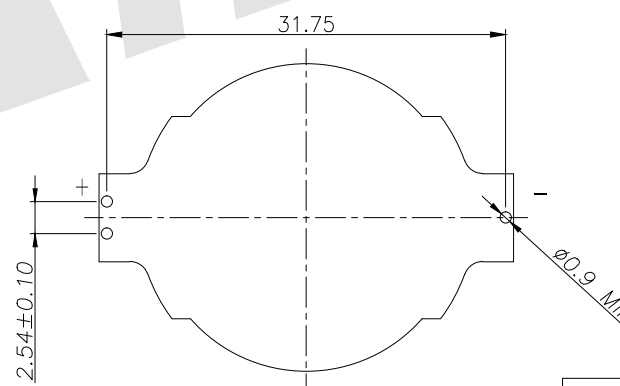
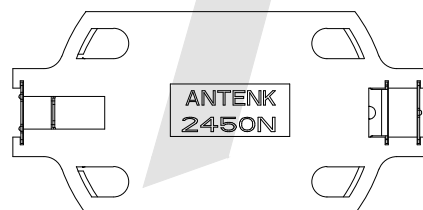
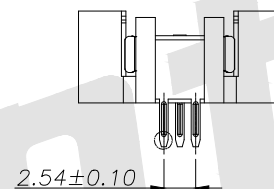
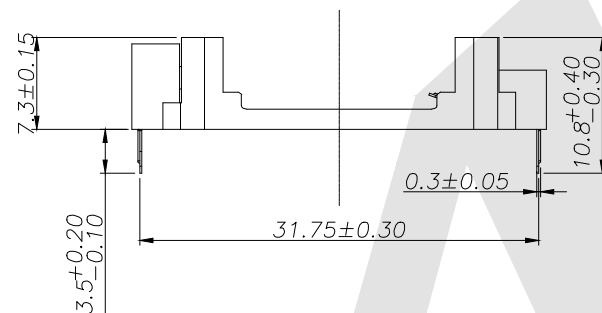
## NOTES:

1. Housing: LCP+30%G.F, Colr:Nature, UL94V-0
2. Contact: Spring Stainless Steel, T=0.15mm  
Solder area: 200u" Tin Plated  
50u" Nickel Min Under-Overall;
3. Working Temp: -30° C to +70° C

## Order code:

BT - R - SN - R - 2450N  
① ② ③ ④ ⑤

- ① BT:Coin Cell Holders  
② Apperance for the product  
M:SMT TYPE  
S:180 TYPE  
R:90 TYPE
- ④ Packing method  
A: Tray packing  
R: Tape & reel packing
- ⑤ Product number  
2450N
- ③ Contact Plating  
SN: Tin  
G0: Gold flash  
G1: 3U" Gold  
G2: 5U" Gold  
G3: 10U" Gold  
G4: 15U" Gold  
G5: 30U" Gold



PCB LAYOUT (TOP VIEW)

Unless Otherwise specified tolerance

X. ±0.38 X.XX: ±0.20  
X.X: ±0.25 X.XXX: ±0.10

SCALE:  
As Shown

UNIT:  
mm

DRAW  
Jacky

DATE  
11/17/2020

CHECK  
BobYang

DATE  
11/17/2020



3rd ANGLE PROJECTION



ANTENK ELECTRONICS CO., LTD  
Http://www.antenk.com  
E-mail:sales@antenk.com

TITLE:

Coin Cell Holders Right Angle DIP For CR2450

DRAWING NO: BT-R-SN-A-2450N

PRODUCT NO: BT-S-SN-A-2450N

REV

DESCRIPTION

DATE