

Using attentions of heating pads and adapters

Please reading the attentions detailedly as follows

- Please ensure the normal operation of the product according to the special transformer and power outlet made by the manufacturer.
 - Please don't put the heating pads off the sunshine directly or near the inflammable goods.
 - Please don't disassemble by yourself so as not to be electrocuted.
 - Please don't scrub with acidic or alkaline detergent.
 - Please don't put product on high temperature or high humidity place to use.
 - Please disconnect the power supply and unplug the power adapter when the product is not using or person is leaving.
 - The power line can not be knotted, bunched together etc. and do not use it when the husk is damaged.
 - Please don't use the multi-function transfer socket.
 - When the following situations are encountered, please unplug power supply line and stop use it.
 - *The heating pads and power adapters are affected with damp or rain wet.
 - *The smoke, sparks and other safety factors occur on the line.
 - *The destory or damage of the power line and power socket.
 - Pregnant women with caution
 - We are not responsible for the failure of the product caused by the disassembly of the product by yourselves.
- (If there are have any problems please contact the after-sale customer service staff.)

Note: In order to your safety and avoid accidents, please follow the above attentions to use. We are not responsible for any damage or accident caused by using heating pads and power adapters without following the instructions above.



LED photon pad

Please read the instructions carefully before you use the product

Shenzhen Guangyang Zhongkang Technology Co.,Ltd


+86-13631598551

www.suyzeko.com

3rd Floor, Building N, Innovation Silicon Valley Industrial Park,
17 Jingtian Road, Guanhu Street, Longhua District, Shenzhen



LED photon pad Instruction manual



*Please read this instruction carefully then use it correctly and keep it properly

Packing list

LED photon pad	2	Power line	1
Control box	1	Manual	1
Power adapter	1	packing box	1
Velcro	2		

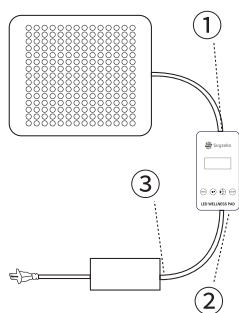
Product function

- * LED photon pad is a kind of health care product that promotes deep subcutaneous heat through deep infrared heat, thereby promoting blood circulation, relieving soreness, eliminating fatigue and preventing disease. Suitable for rheumatism, rheumatoid arthritis, bone hyperplasia, frozen shoulder, cervical spondylosis, low back pain, stomach cold, hand and foot paralysis.
- * Blue light- Contain antibacterial properties, can be used for skin care and wound healing.
- * Red light-Trigger microcirculation increase.
- * Yellow light-Effectively improve skin erythema, pigmented, inflamed,etc.
- * Infrared-Reach deeper tissues, such as muscles, tendons, and ligaments.

Install methods

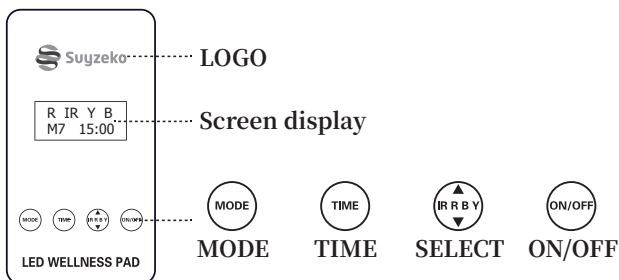
①Take the photon pad and control box out from the inner of package box separately and then switch on the control line to the interface at one end of the control box.

②Take out the power adapter from the packing box and connect the interface of one end of the adapter to the interface of the controller.



③Finally, take out the power cord, plug one end into the adapter and the other end into the power source. The installation is complete.

Controller Panel



Touch Operation Instructions

MODE There are 8 operating modes in the M1, M2, M3, M4, M5, M6, M7 and Cycle modes.

Touch **MODE** to change the operation mode. After the mode is selected, Touch **ON/OFF** to start to run and the display becomes dark. Touch **ON/OFF** again to stop the operation and the display will light up.

IR R B Y Touch **IR R B Y** to switch the light source after power-on. R IR Y B Enter the selection interface and “.” symbol indicates that it has been selected, touch the selection button to turn off the light, touch the selection button again, and the light is on .

In the selection mode, the **MODE** can be rotated to select the light . After touching **ON/OFF**, return to the main interface . You can adjust other settings again. If you do not need to adjust other settings, please continue to touch **ON/OFF** again to start running .

TIME In the M1 to M7 any mode, **TIME** can adjust the working time. The setting time is 15 minutes and 30 minutes respectively, and each touch is incremented or decremented by 15 minutes.

The time is not adjustable in Nico mode.

ON/OFF After power-on, touch **ON/OFF** to start running. Touch again to stop running.

Basic parameter

Product name	LED photon pad	Infrared wavelength	810nm
LED quantity	210pcs	Red light wavelength	660nm
Total power	10W	Blue light wavelength	405nm
Input voltage	100-240V	Yellow light wavelength	589nm
Input current	1.5A	Output power	12V—5A

After-sale service guarantee card

- Since the purchase of this product, under the normal use of the guarantee of one year free service. If beyond the guarantee period will charge a certain cost of parts.
- If you need the replace parts service, please according to our service spare parts maintenance price list to charge fee.
- When the product returns to the factory for repair, it should be properly packed when it is sent to repair, so as not to result damage in the course of delivery.
- Under following conditions, although in the gurantee period, it can't repair without fee.
 - 1.A breakdown or damage caused by natural disasters, rodent disasters, and improper use.
 - 2.A breakdown or damage caused by delivery, movement, and improper preservation after purchase.
 - 3.The information record is incomplete, does not fill in the purchase date and purchase shop stamp.
 - 4.Special environment is not guarantee, such as wet, sulfur areas, coastal high salt areas and ships or other corrosion-prone areas.
 - 5.The user who didn't follow the manual.