



# LED CornLight

## BRIGHTEN YOUR LIFE

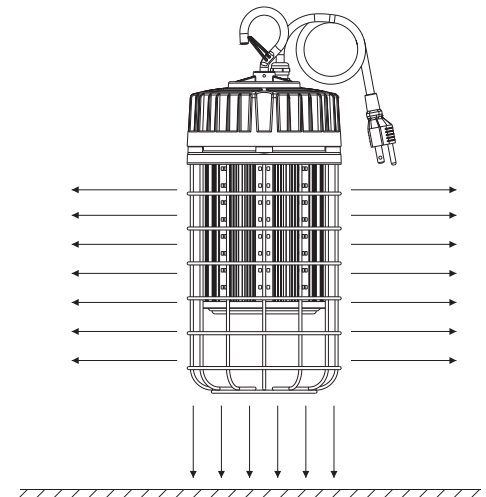
NEW LED TECHNOLOGY THAT ALLOWS THE COEXISTENCE OF ENVIRONMENTAL PROTECTION AND ENERGY SAVING

### Benefits

- 1.MH/HPS/HID/MHL/CFL lamp retrofit
- 2.Screw Base Direct Install by bypass ballast
- 3.100% Pure Aluminum Fins Heat Sink
- 4.Universal Base E26/E27/E39/E40
- 5.ETL CETL SAA TUV CE ROHS listed




BB-HJD-XXW-Q



## Features

1. Beam angle:360 degrees.
2. Aluminum heat sinks and active air exchanging cooling system in order to speed up heat dissipation.
3. It's major to replace the CFL/MH/HID/HPS.
4. Green, energy saving, long and reliable life of 50,000 hours.
5. No RF interference, No IR/UV radiation ,no mercury pollution.
6. Wide colour availability in degrees Kelvin(K),2700-6700K.
7. Streamline exterior design, beautiful appearance.
8. Environment friendly ,energy saving (70~80%).
9. Special circuit design, each LED work separately, avoiding the single broken LED influence problem.



## Application

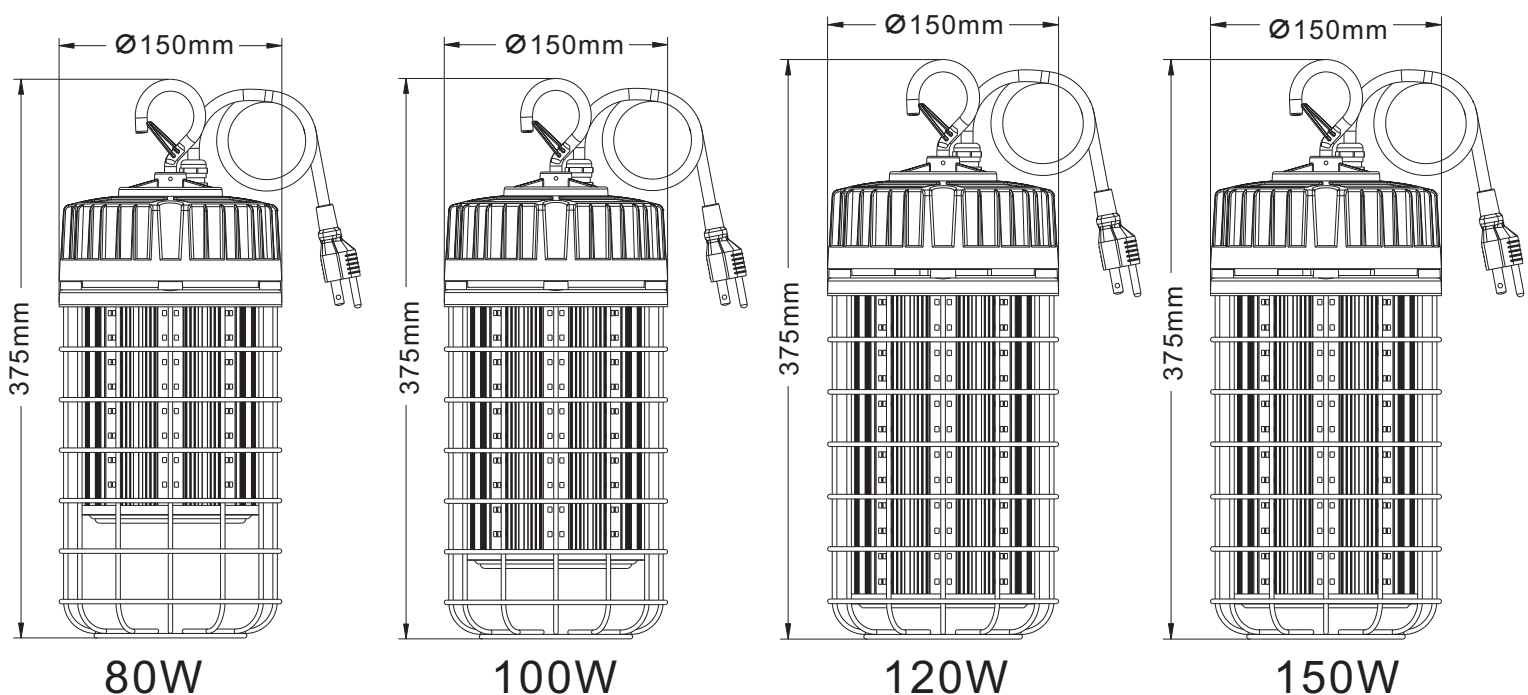
1. Sports Light/Post Top Light.
2. Flood Light/Pole Light.
3. High/Low Bay Light
4. Roadway Light/Street Light/Billboard Light.
5. Other application roadway.



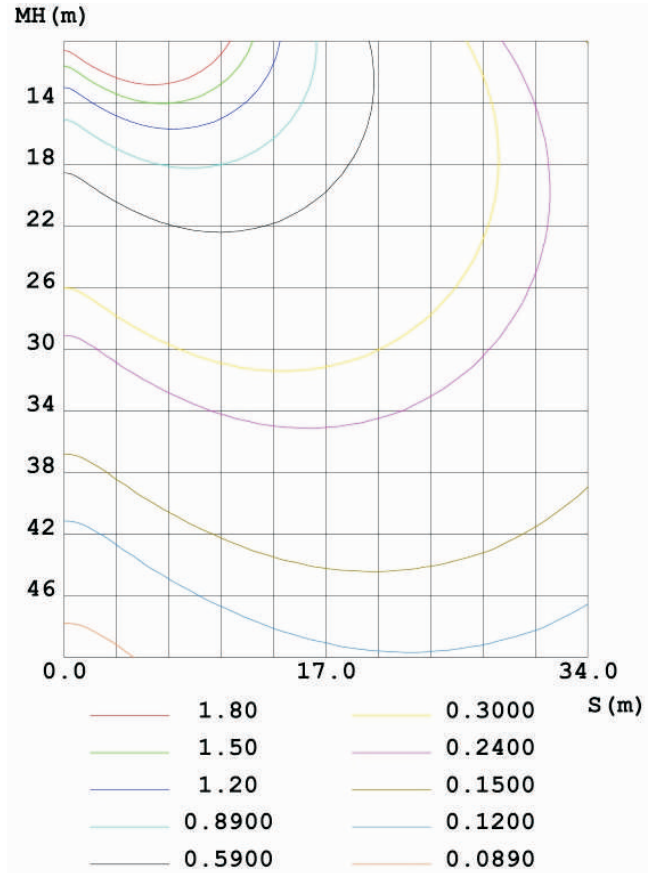
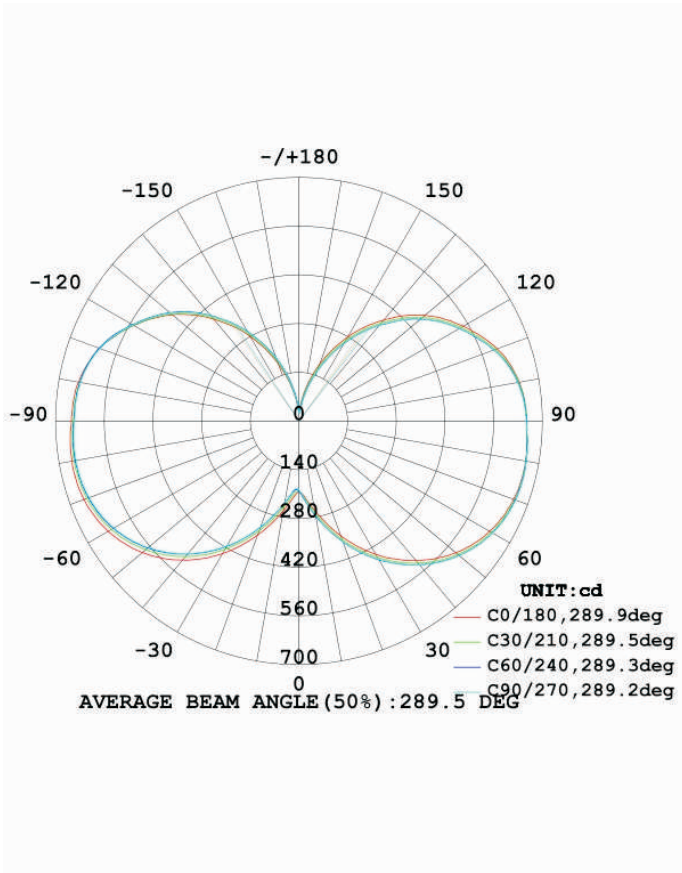
# SPECIFICATIONS

Power	80W	100W	120W	150W
Model	BB-HJD80W-Q	BB-HJD-100W-Q	BB-HJD-120W-Q	BB-HJD-150W-Q
Luminous Flux	10400lm	13000lm	15600lm	19500lm
Replacement	HPS 250W	HPS 300W	HPS 350W	HPS 400W
Light Source	SMD LED			
Luminous Efficacy	>130lm/w			
Operation Temp.	-40 to +45°C			
CCT	2700K SW / 3000K WW / 4100K NW / 5000K DW / 5700K CW			
CRI	85			
Life Span	50,000 hours at 25°C			
Voltage	100-277VAC/50-60HZ		200-480VAC available	
Driver	Internal Power Supply			
Dimming	NO			
Beam Angle	360°			
Lamp Base	Hook Install			
PF	>0.95			
Warranty	3/5Years			

# DIMENSIONAL DRAWING



# LUMINOUS INTENSITY DISTRIBUTION



## PROJECTS

By using our 80W LED Corn Bulb to replace 250W Metal Halide bulb for garden hall path lighting fixtures, the customer is now able to save a lot per month from his electric bill.



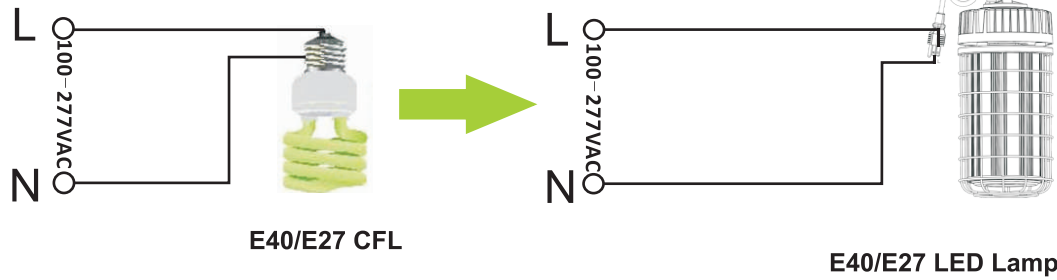
### Note:

- Don't take the LED lamp apart.
- The LED lamp must work under the right voltage according to the specification.
- Must remove the Ballast, Capacitor, Ignitor before installing our LED Light.

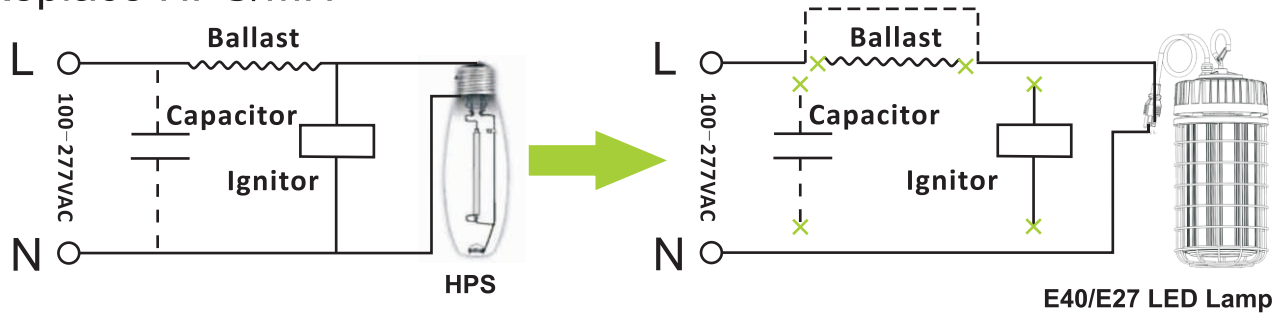
# INSTALLATION

Normally. The traditional lamp has the ballast or capacitor or ignitor, like HPS, MH.

## Replace E40/E27 CFL



## Replace HPS/MH



1. Remove the Ballast, Capacitor, Ignitor
2. Only need to put the L (live wire), N (null line) connected to the external power supply

When LED Corn Light installed in enclosed fixture, please make sure fixture diameter enough big for heat dissipation.



# PACKING INFO



Items	Packaging unit	Carton Size(mm) (L*W*H)	N.W	G.W	Volume weight
80-100W	12pcs/CTN	600*490*340mm	13.0kg	14.5kg	22.0kg
120-150W	12pcs/CTN	730*490*340mm	18.0kg	19.5kg	28.0kg