



36W AC/DC ADAPTER

KR Wall Mount Series Power Adapter

Specification

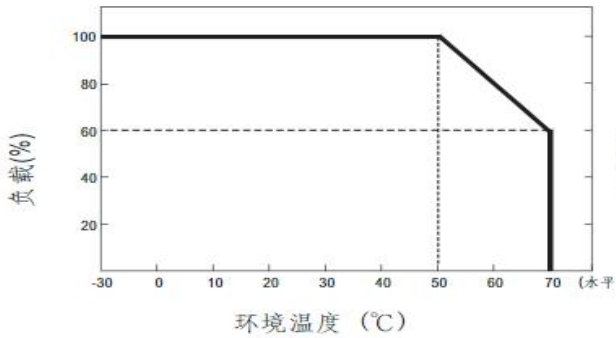
NO.											
Output	Model	KS-5V4A	KS-9V3A	KS-12V3A	KS-14V2.5A	KS-15V2.4A	KS-18V2A	KS-24V1.5A	KS-28V1.28A	KS-36V1A	
	DC Voltage	5V	9V	12V	14V	15V	18V	24V	28V	36V	
	Rated current	4.0A	3.0A	3.0A	2.5A	2.4A	2.0A	1.5A	1.28A	1.0A	
	Output current range	0~4.0A	0~3.0A	0~3.0A	0~2.5A	0~2.4A	0~2.0A	0~1.5A	0~1.28A	0~1.0A	
	Rated power(Max)	20W	27W	36W	35W	36W	36W	36W	36W	36W	
	Ripple and noise(Max)	80mVp-p	80mVp-p	80mVp-p	100mVp-p	100mVp-p	150mVp-p	150mVp-p	150mVp-p	150mVp-p	
	Voltage Tolerance	±5%	±5%	±3%	±3%	±3%	±3%	±2%	±2%	±2%	
	Line Regulation	±1%	±1%	±1%	±1%	±1%	±1%	±1%	±1%	±1%	
	Load Regulation	±5%	±5%	±3%	±3%	±3%	±3%	±2%	±2%	±2%	
Set up, RiseTime	1000ms, 30ms, 50ms/230VAC 1500ms, 30ms, 15ms/115VAC (full load)										
input	Voltage Range	85~264VAC									
	Frequency Range	47~63Hz									
	Efficiency	82.0%	85.0%	87.4%	87.3%	87.4%	87.4%	87.4%	87.4%	87.4%	
	PF	0.6-0.7									
	AC current	MAX 2.0A/115VAC; 230VAC									
	Inrush current (Max)	35A/115VAC 65A/230VAC									
	Leakage Current (Max)	0.75mA/240VAC									
Protection	Short circuit protection	The power supply shall not be damaged by short between DC output and DC ground The power supply shall automatically restart when short to ground are removed									
	Overvoltage	110%~140% Rated output voltage Protection type: Diode clamp, output short circuit									
	Overcurrent	Protection type: Hiccup Mode; 3.9A-4.8A overcurrent protection at 100-240VAC Input voltage									
Environment	Operating temperature	-30~+45℃									
	Operating Humidity	20~90%RH, (Non-condensing)									
	Storage temperature, Humidity	-40~+85℃, 10~95%RH									
	TEMP.Coefficient	±0.03%/℃ (0~50℃)									
	Shock	10~500Hz, 2G 10Minute/Period, Period:60minute,alongX、Y、Z									
Safety Standards electromagnetic compatibility	Safety Standards	KC; KCC; RoHS									
	Pressure	I/P-O/P: 4242VDC, I/P-FG: 2121VDC									
	Insulation resistance	I/P-O/P, I/P-FG: 100M Ohms/500VDC/25℃/70%RH									
	EMC Emission	Parameter	Standard				Test Level/Note				
		Conducted emission	EN55032(CISPR32),FCC PART 15/CISPR22 CAN ICES-3(B)/NMB-3(B),CNS13438,GB17625.1				Class B				
		Radiated emission	EN55032(CISPR32),FCC PART 15/CISPR22 CAN ICES-3(B)/NMB-3(B),CNS13438,GB17625.1				Class B				
		Harmonic current	EN61000-3-2,GB9254				Class A				
		Voltage flicker	EN61000-3-3							
	EMC immunity	Parameter	Standard				Test Level/Note				
		ESD	EN61000-4-2				Level 3, 8KV air; Level 2, 4KV contact				
		RF field susceptibility	EN61000-4-3				Level 2,3V/m				
		EFT bursts	EN61000-4-4				Level 2,1KV				
		Surge susceptibility	EN61000-4-5				Level 4,2KV/Line-line,4KV/Line-FG				
		Conducted susceptibility	EN61000-4-6				Level 2,3V				
Magnetic field immunity		EN61000-4-8				Level 2,3A/m					
Voltage dips, interruption	EN61000-4-11				>95% dip 0.5 periods,30% dip 25 periods, >95% interruptions 250 periods						
Other	MTBF	≥50Khrs MIL-HDBK-217F(25℃)									
	Size	77*47*31mm(L*W*H)									
	Package	60PCS/CARTON									
	DC Plug	5.5*2.1*11mm/5.5*2.5*11mm, or customized									
	ac plug	KR Plug 2 pin									
Note	<ol style="list-style-type: none"> 1. Unless otherwise specified, all specifications are measured at 230VAC, rated load, and 25℃ 70% RH. 2. DC voltage measurement method: measure at the socket terminal point under 50% load condition. 3. Ripple and noise measurement method: use a 12" twisted pair cable, and the terminal should be connected with 0.1uf and 47uf capacitors in parallel, and measure at 20MHz bandwidth. 4. Accuracy: Includes setting error, linear adjustment rate and load adjustment rate. 5. Linear adjustment rate measurement method: from low voltage to high voltage test under rated load. 6. Load regulation measurement method: 10%-100% from the rated load. 										



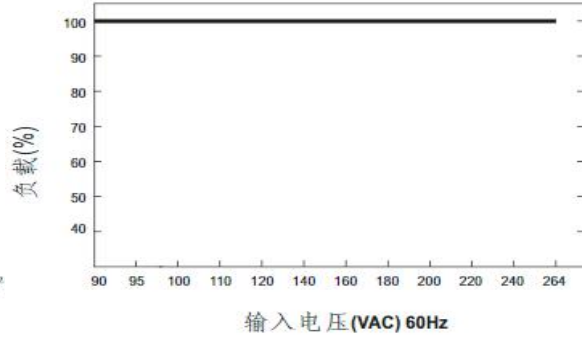
36W AC/DC ADAPTER

KR Wall Mount Series Power Adapter

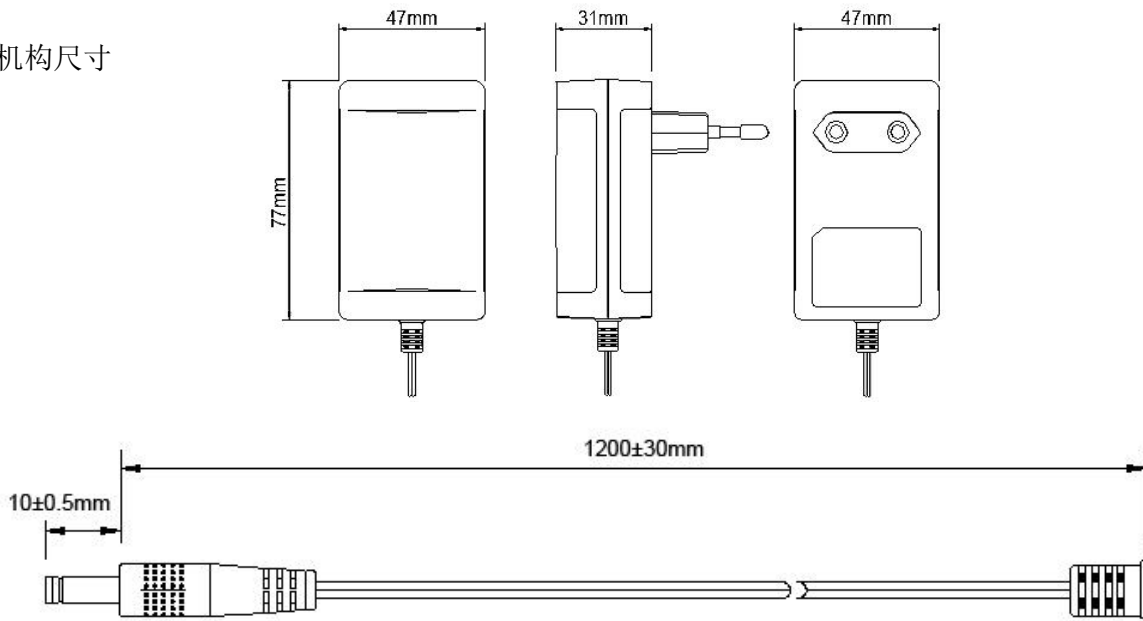
■ 减额曲线



■ 静态特性曲线



■ 机构尺寸



极性: 内正外负
Polarity: Center Positive

■ 电源产品图



■ 装箱信息

重量/weight: 0.175kg/PCS

外箱/outer package: 36*35.2*25CM

包装/package: 60PCS/CARTON