净化环境 服务社会 诚信经营 追求卓越

Purify Environment Service Community Integrity Management Pursuit Excellence

LEFILTER®

中国·利菲尔特

HYDRAULIC PRODUCTS

为液压系统提供可靠的产品

Provide reliable products for the hydraulic system

通过ISO9001 ISO14001认证

Through ISO9001 ISO14001 certification

新乡市利菲尔特滤器有限公司

XINXIANG LIFEIERTE FILTER CO.,LTD

地址(Add)：新乡市牧野区北环过滤工业园

Filter Industrial Zone,Beihuan Road,MuyeDistrict,Xinxiang City

邮编(P.C.)：453002

电话(Tel)：0373-3356277 3389677 2618677

传真(Fax)：0373-3339377 2619677

网址(Website)：www.xxfilter.com

邮箱(E-mail)：sales05@xxldlq.com

新乡市利菲尔特滤器有限公司

XINXIANG LIFEIERTE FILTER CO.,LTD

企业简介

新乡市利菲尔特滤器有限公司是专业生产滤芯、过滤器、过滤设备、检测设备及液压元件的厂家。公司依托"中国过滤之乡"走专业化道路，针对油过滤、水处理、空气净化三大领域进行整合，更专业地服务社会，满足广大客户需求。本公司具有一流的研发队伍，专业的技术团队，高效率的生产网络，并具有完善的售后服务系统。公司本着"净化环境、服务社会、诚信经营、追求卓越"的宗旨，与各大设计研究院以及大专院校建立了兄弟般的全面合作关系。质量达到国内先进水平，取得了显著的经济效益。

主要产品:

国标过滤器、滤芯系列，互换进口过滤器、滤芯系列，滤油车系列、滤清器等液压设备及过滤检测设备;

压缩空气过滤器、滤芯系列，空气除尘滤筒、滤袋系列以及各种板式袋式空气净化设备；

不锈钢水过滤器、滤芯系列，全自动反冲洗过滤器等各种水处理设备。

在生产过程中，严格执行ISO,DIN,IDF和3A工业标准制造，质量符合GMP标准要求。

因为我们努力，所以我们更专业。替代产品性能和效果完全可以于进口产品相媲美，国产过滤器、滤芯系列性能质量稳定可靠，都已被广大用户及科研院所选用和认可。

Company Profile

The Xinxiang Lifeierte Filter Co., Ltd is specialized in manufacturing the professional filter elements, filters, filter equipment, testing equipment and hydraulic elements. Located in Xinxiang— the center of Filtration in China—Lifeierte Filter Co., Ltd integrates with oil filtration, water treatment and air purification to provide the society with more professional service and meet the needs of customers. What's more, Lifeierte has top-notch R&D team, professional technical team, effective production network and perfect after-sales service system. The corporate philosophy of Lifeierte is "to purify environment, to serve society, to manage faithfully and to pursue excellence". The company also established the comprehensive cooperative relations with some famous design & research institutions and colleges. The quality of the product has reached the international advanced level and makes us achieve remarkable economic benefits.

Products

Mainly include :

National standard filters and filter elements, replacement of import filters and filter elements, the hydraulic equipment like oil filter machines and filter series, the filter detective equipment;

Compressed air filters and filter elements, air cleaning filter drums and filter-bag series, various kinds of air cleaning facilities in different patterns;

Kinds of water treating equipments like stainless steel water filters and filter elements, full automatic backwashing filters.

We carry out ISO, DIN, IDF and 3A industry standard strictly during the manufacturing process and all the products can conform to the standards of GMP.

The endeavor makes us more professional. The performance and the effect of our replace products are comparable with imports; in addition the performance and the quality of domestically-made filters or filter elements are also stable and reliable. All those have been selected and recognized by customers and research institutions.

产品符合7项检测标准

ISO2941…滤芯—抗破裂的验证
ISO2942…滤芯—结构完整性的确定
ISO2943…滤芯—材料与液体相容性的确定
ISO3723…滤芯—端向负荷试验方法
ISO3724…滤芯—滤芯疲劳特性的确定
ISO3968…滤芯—压差流量特性的测定
ISO4572…滤芯—测定过滤特性的多次通过法

7 testing standards are satisfied by the products

ISO2941... filter elements— the testing for the cracking resistance
ISO2942... filter elements—the identifying for the structural integrity
ISO2943... filter elements—the identifying for the compatibility between material and the liquid
ISO3723... filter elements—the testing method for the end load of filter elements
ISO3724... filter elements—the identifying for the fatigue properties of the filter elements
ISO3968... filter elements—the testing for determination of pressure differential/flow characteristics
ISO4572... filter elements—the testing for the multi-pass method for evaluating filtration performance.

企业文化

利菲尔特精神--团结、务实、敬业、高效、创新。

精诚合作、奋发向上、荣辱与共、肝胆相照的团结精神。

诚实正直做人，脚踏实地做事，表里如一，言行一致的务实精神。

认真负责，爱岗忠诚，刻苦钻研，工作严谨的敬业精神。

行动迅速，执行力强，立竿见影的高效精神。

不断超越，追求卓越，开拓进取，敢为人先的创新精神。

企业价值观--客户的成功就是我们的成功。

质量观：质量就是我们的生命。没有质量，就没有生命。重视质量，关爱生命。

学习观：善于学习，勤于学习，精于学习。

科技观：科技是第一生产力，科技创新是企业发展的原动力。依靠科技进步，才能赢得市场。

工作观：没有什么不可能，一切都会有方法。（有问题是方法不对，有困难是能力不足。）

市场观：发现需求，满足需求。发现需求，掌控市场。

服务观：快速，高效，便捷地为客户提供最大价值的服务。用"一心"换"三心"，即我们一心一意的服务，换取客户的省心，放心，开心。

用人观：赛马不相马。择优录用，任人唯贤。

发展观：发展是硬道理，发展是第一要务。

安全观：安全就是幸福，安全就是效益。

品牌观：品牌就是招牌，品牌力就是形象力。

改革观：改革是发展的原动力，没有改革，企业就没有活力！

道德观：文明经营，诚实守信。

经营理念--以质取胜，以诚待客，以德从商，以法治企，服务至善，诚信天下。

经营方针：

◆优质产品与优质服务统一

◆经济效益与社会效益统一

◆内强管理与外拓市场统一

◆员工利益与企业利益统一

经营哲学：求同存异，实现共生。

质量方针：质量在我手中，品牌在我脑中，用户在我心中。

Corporate culture

Corporate spirit—solidarity, pragmatic, dedicated, efficient and innovation

Solidarity spirit: cooperating sincerely, making progress, sharing weal and woe and treating each other with all sincerity.

Pragmatic spirit: honesty and integrity, earnest, down-to-earth spirit, consistency for words and deeds.

Dedicated spirit: working responsibly, working passionately and dedicatedly, studying assiduously, and working carefully.

Efficient spirit: faster in working, better in execution, immediately in effect.

Innovation spirit: surpass endlessly, striving for excellence, pioneering spirit, to be the first spirit.

Corporate values—the success of our customers is the triumph of our work

For quality: treating the quality as our life. We cannot live without quality. Taking quality seriously is caring for life.

For study: be good at learning; be diligent in learning, and be skillful in learning.

For technology: remembering that science and technology is the first productive forces and innovation is the driving force for enterprise development. If you want to win the market you can only rely on the progress of science and technology.

For work: nothing is impossible, all the things can be settled. (The problem is derived from the wrong method, and the difficulty is owing to the lacking of ability)

For market: find and meet the demands, and then capture the market.

For service: to provide the best service for customers rapidly, effectively and conveniently. The wholehearted service can bring customers ease, reassurance, and pleasure.

For employment: competition tells more than selection. Insisting on merit-based principle and appointing people by their abilities.

For development: developing is an unyielding principle and the top priority of the company.

For security: security is weal and achievements

For brand: the brand is the signboard and the brand power is the brand identity.

For reformation: reformation is the motive power for the development and there is no vitality if no reformation in a company.

For morality: civilized business, honest and trustworthy enterprise

Operation concept—to win with quality; to serve with integrity; to run with morality; to manage with law; to offer best service with enthusiasm; to be well-known with integrity

Management principle:

- The integration of quality goods and service
- The integration of economic and social benefit
- The integration of enhancement for the inner management and market developing
- The integration of the benefits of staffs and enterprises

Management philosophy: seeking common ground while shelving the differences, thus to achieve symbiosis.

Quality principle: holding the quality, remembering the brand and memorizing the customers.

LEFILTER®

净化环境 服务社会 诚信经营 追求卓越

Purify Environment Service Community Integrity Management Pursuit Excellence

企业资质

Enterprise qualification

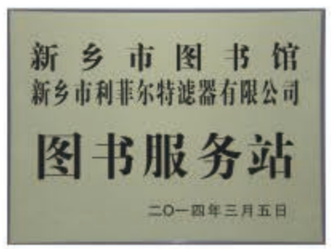

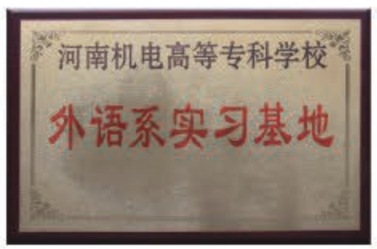

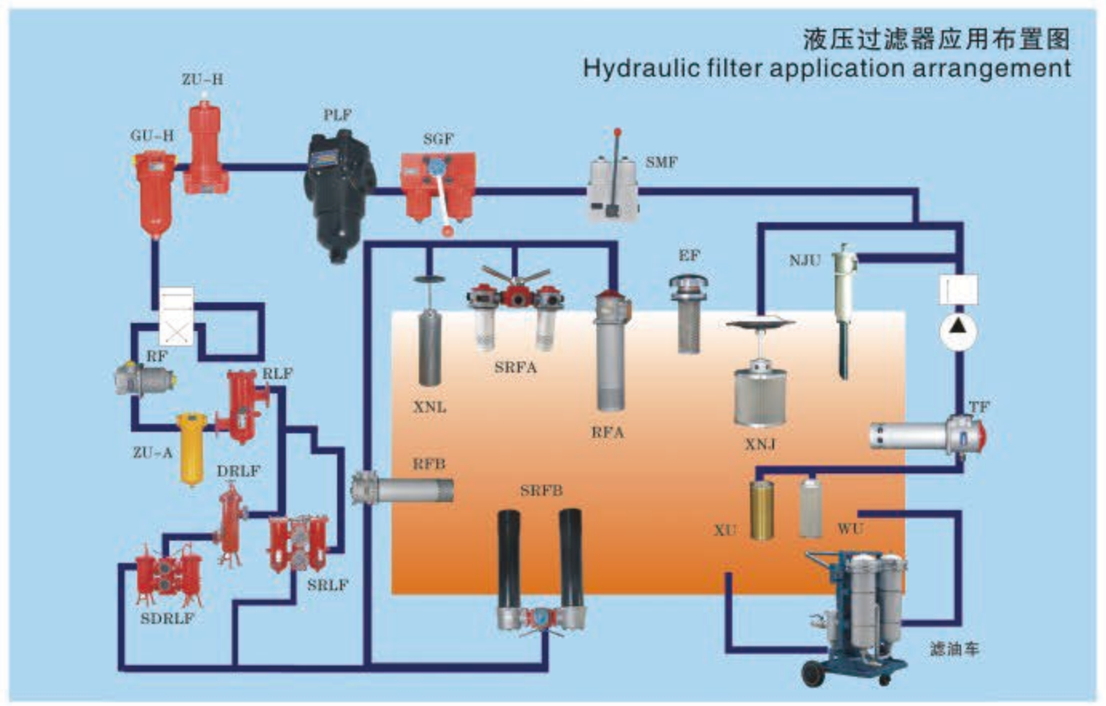

目录 DIRECTORY

TF系列箱外自封式吸油过滤器 TF TANK MOUNTED SUCTION FILTER SERIES ····· 01
TFA系列吸油过滤器 TFA SUCTION FILTER SERIES ····· 03
TFB系列吸油过滤器 TFB SUCTION FILTER SERIES ····· 04
ISV系列管路吸油过滤器 ISV SUCTION LINE FILTER SERIES ····· 05
自封式磁性吸油过滤器 WITH CHECK VALVE MAGNETIC SUCTION FILTER SERIES ····· 07
XNJ系列箱内吸油过滤器 XNJ TANK MOUNTED SUCTION FILTER SERIES ····· 10
NJU系列箱外内积式吸油过滤器 NJU TANK MOUNTED SUCTION FILTER SERIES ····· 12
XU-B系列线隙式过滤器 XU-B NOTCHED WIRE FILTER SERIES ····· 13
WF系列吸油过滤器 WF SUCTION FILTER SERIES ····· 14
WU，XU系列吸油过滤器 WU, XU SUCTION FILTER SERIES ····· 15
RF系列直回式回油过滤器 RF TANK MOUNTED RETURN FILTER SERIES ····· 16
RFA系列微型直回式回油过滤器 RFA TANK MOUNTED MINI-TYPE RETURN FILTER SERIES ····· 18
RFB系列直回自封式磁性回油过滤器 RFB WITH CHECK VALVE MAGNETIC RETURN FILTER SERIES ····· 20
磁性回油过滤器系列 MAGNETIC RETURN FILTER SERIES ····· 22
QYL系列回油过滤器 QYL RETURN FILTER SERIES ····· 26
XNL系列箱内回油过滤器 XNL TANK MOUNTED RETURN LINE FILTER SERIES ····· 28
旋转式管路过滤器 SPIN-ON LINE FILTER SERIES ····· 30
HY37型网式过滤器 HY37 WIRE MESH STRAINER SERIES ····· 31
PLF系列压力管路过滤器 PLF HIGH PRESSURE LINE FILTER SERIES ····· 32
DF系列叠加式过滤器 DF PRESSURE FILTER FOR SANDWICH STACKING SERIES ····· 35
DFB系列高压板式过滤器 DFB PRESSURE FILTER FOR PLATED CONNECTION SERIES ····· 36
BR系列双向可逆过滤器 BR DIRECTIONAL-FOLW FILTER SERIES ····· 38
RLF系列回油管路过滤器 RLF RETURN LINE FILTER SERIES ····· 40
DRLF系列大流量回油过滤器 DRLF LARGE FLOW RATE RETURN LINE FILTER SERIES ····· 41
ZU-H、QU-H系列压力管路过滤器 ZU-H QU-H HIGH PRESSURE LINE FILTER SERIES ····· 43
GU-H系列自封式压力管路过滤器 GU-H WITH CHECK VALVE PRESSURE LINE FILTER SERIES ····· 50
ZU-A QU-A WU-A XU-A 系列回油过滤器 ZU-A QU-A WU-A XU-A RETURN LINE FILTER SERIES ····· 52
CWU系列磁性过滤器 CWU MAGNETIC FILTER SERIES ····· 55
CGQ系列强磁管路过滤器 CGQ STRONG MAGNET LINE FILTER SERIES ····· 55
SRFA系列双筒微型直回式回油过滤器 SRFA DUPLEX TANK MOUNTED MINI-TYPE RETURN FILTER SERIES ····· 56
SRFB系列双筒直回式回油过滤器 SRFB DUPLEX TANK MOUNTED RETURN FILTER SERIES ····· 59
SRLF系列双筒回油管路过滤器 SRLF DUPLEX RETURN LINE FILTER SERIES ····· 61
SDRLF系列大流量双筒回油过滤器 SDRLF DUPLEX LARGE FLOW RATE RETURN LINE FILTER SERIES ····· 64
SZU-A系列双筒回油过滤器 SZU-A DUPLEX RETURN LINE FILTER SERIES ····· 66
SGF系列双筒高压过滤器 SGF DUPLEX HIGH PRESSURE LINE FILTER SERIES ····· 68
SMF系列双筒中压过滤器 SMF DUPLEX MIDDLE PRESSURE LINE FILTER SERIES ····· 70
SLLF系列双筒润滑过滤器 SLLF DUPLEX LUBRICATION FILTER SERIES ····· 71
过滤器用污染物堵塞发讯器 THE INDICATORS FOR FILTERS ····· 74
EF-25 - 120系列液压空气滤清器 EF - 25-120 BREATHER FILTER SERIES ····· 75
PAF系列预压式空气滤清器 PAF BREATHER FILTER SERIES ····· 76
QUQ系列液压空气滤清器 QUQ BREATHER FILTER SERIES ····· 77
C型空气滤清器 CBREATHER FILTER SERIES ····· 78

TF 系列箱外自封式吸油过滤器
TF TANK MOUNTED SUCTION FILTER SERIES

(一) 简介

本过滤器安装在油泵吸油口处，用以保护油泵及其它液压元件，以避免吸入污染杂质，有效地控制液压系统污染，提高液压系统的清洁度。

本过滤器可直接安装在油箱侧边，上部或底部，吸油筒体浸入油箱内液面以下，过滤器滤头露在油箱外，并设有自封阀，旁通阀，滤芯污染堵塞发讯器等装置，使更换滤芯和清洗滤芯时油箱内油液不会流出，本产品设计新颖，安装方便，通油能力大，阻力小，清洗或更换滤芯方便等优点。

(二) 性能与特点

1、安装连接方便，简化系统管路：

本过滤器可直接安装在油箱侧边，底部或上部，过滤器滤头露在油箱外，吸油筒体浸入油箱内液面以下，出油口设有管式、法兰式连接，过滤器内设置自封阀等装置，使管路省去装截止阀等其它管件，从而使管路简化，安装方便。

2、设置自封阀，使更换、清洗滤芯或维修系统非常方便：

当更换、清洗滤芯或维修系统时，只需旋开过滤器端盖(清洗盖)，此时自封阀会自动关闭，隔绝油箱油路，使油箱内油液不会向外流出，从而使清洗，更换滤芯或维修系统非常方便，如顶开自封阀又可作油箱向外放油之用。

3、具有滤芯污染发讯器与油路旁通阀，提高了液压系统的可靠性：

当滤芯被污染物堵塞到出油口真空度为0.018MPa时，发讯器便发出讯号，应及时更换或清洗滤芯。若此时不能马上停机或无人来更换滤芯时，在滤芯上部的油路旁通阀会自动开启(开启值为：真空0.02MPa)，以避免油泵出现吸空故障。但此时应停机更换或清洗滤芯，以保持液压系统清洁度，提高液压系统的可靠性。

INTRODUCTION

The TF-series filters can be installed on the top, at the side or in the bottom of the tank. There is a check valve inside the filter, during maintenance, when filter element is withdrawn for washing, the check valve will close automatically to stop oil flowing out from the tank.

A vacuum indicator in the filter gives signals when the pressure drop across the element reaches 0.018MPa showing that the filter shall be cleaned. If no maintenance is done, as the pressure drop rises to 0.02MPa, the by-pass valve will open to allow oil flowing into pump. This kind of filter can be installed at inlet port of the pump, in order to protect the pump and other component. This filter can help to keep hydraulic system clean and easy to use.

(三) 安装示意 MOUNTING GUIDE

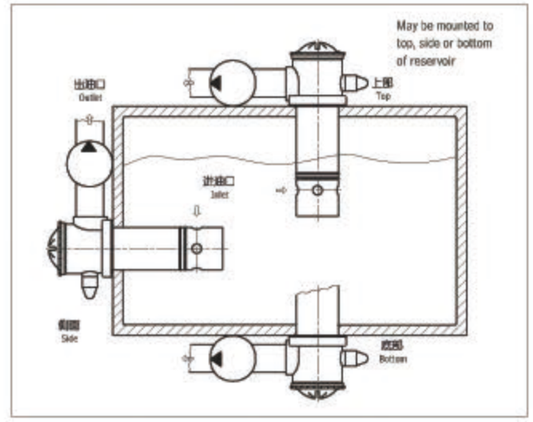

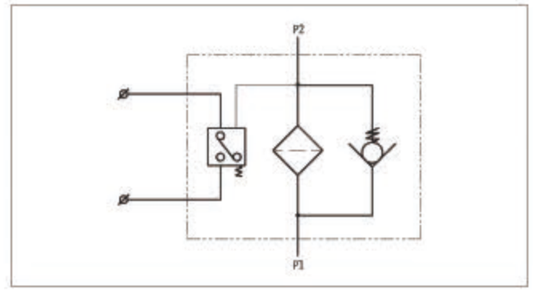

(四) 型号说明 MODEL CODE

TF · □ - □ × □□ - □

- 箱外自封式吸油过滤器 Tank mounted suction filter
- BH：介质为水—乙二醇 Water-glycol；省略：介质为一般液压油 Omit if use hydraulic oil
- 公称流量(L/min) Flow rate
- L：出油口为螺纹连接 Threaded connection；F：出油口为法兰连接 Flanged connection
- 过滤精度(μm) Filtration accuracy
- Y：带ZKF-II型发讯器≤DC24V With ZKF-II indicator；C：带ZS-I型发讯器≤220V With ZS-I indicator；省略：不带发讯器 Omit if without indicator

(五) 技术参数 TECHNICAL DATA

型号 Model	公称流量 Flow rate (L/min)	过滤精度 Filtr. (μm)	通径 Dia. (mm)	原始压力损失 Initial ΔP (MPa)	发讯装置 Indicator (V)	发讯装置 Indicator (A)	连接方式 Connecting	重量 Weight (Kg)	滤芯型号 Model of element
TF-25×*L-C/Y	25	80	15	<0.01	12	2.5	管式 Thread	0.4	TFX-25×*
TF-40×*L-C/Y	40		20					0.45	TFX-40×*
TF-63×*L-C/Y	63		25					0.82	TFX-63×*
TF-100×*L-C/Y	100		32					0.87	TFX-100×*
TF-160×*L-C/Y	160		40		24	2		1.75	TFX-160×*
TF-250×*F-C/Y	250	100	50				法兰 Flange	2.60	TFX-250×*
TF-400×*F-C/Y	400	180	65		36	1.5		4.3	TFX-400×*
TF-630×*F-C/Y	630		90		220	0.25		6.2	TFX-630×*
TF-800×*F-C/Y	800							6.9	TFX-800×*
TF-1000×*F-C/Y	1000							8	TFX-1000×*
TF-1300×*F-C/Y	1300							10.4	TFX-1300×*

注：*为过滤精度，若使用介质为水—乙二醇，公称流量160L/min，过滤精度80μm，带ZS-I型发讯器，则过滤器型号为TF·BH-160×80L-C，滤芯型号为TFX·BH-160×80。

Note:*is filtration accuracy, If the medium is water-glycol, flow rate is 160L/min, filtration accuracy is 80 μm, with ZS-I indicator, the model of this filter is TF·BH-160×80L-C, the model of element is TFX·BH-160×80.

(六) 连接尺寸 MOUNTING SIZE

1、管式(出油口螺纹连接) Threaded Connection

2、法兰式(出油口法兰连接) Flanged Connection

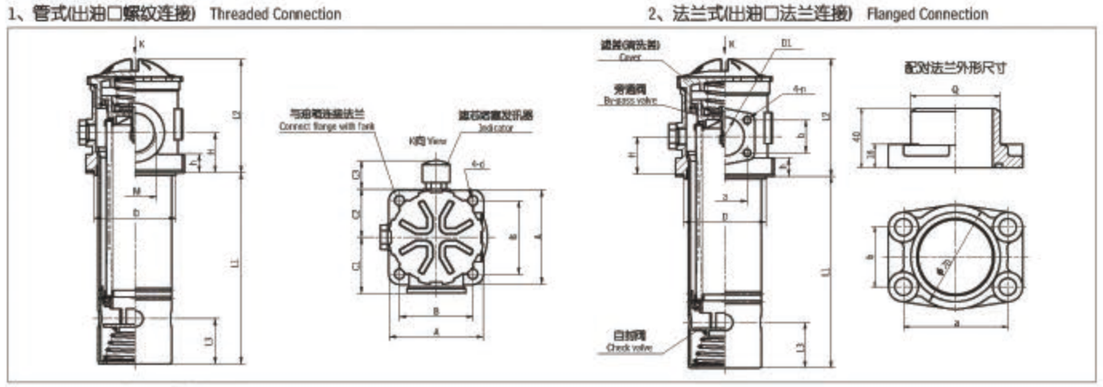

表一、TF-25～160螺纹式连接尺寸 Table 1: TF-25～160 Threaded Connection

型号 Model	尺寸 Size (mm) L1	L2	L3	H	M	D	A	B	C1	C2	C3	h	d
TF-25×*L-C/Y	93	78	36	25	M22×1.5	φ62	80	60	45	42	42	9.5	φ9
TF-40×*L-C/Y	110				M27×2								
TF-63×*L-C/Y	138	98	40	33	M33×2	φ75	90	70.7	54	47		10	
TF-100×*L-C/Y	188				M42×2								
TF-160×*L-C/Y	200	119	53	42	M48×2	φ91	105	81.3	62	53.5		12	φ11

表二、TF-250～800法兰式连接尺寸 Table 2: TF-250～800 Flanged Connection

型号 Model	尺寸 Size (mm) L1	L2	L3	H	D1	D	a	b	n	A	B	C1	C2	C3	h	d	Q
TF-250×*F-C/Y	270	119	53	42	φ50	φ91	70	40	M10	105	81.3	72.5	53.5	42	12	φ11	φ60
TF-400×*F-C/Y	275	141	60	50	φ65	φ110	90	50		125	95.5	82.5	61		15		φ73
TF-630×*F-C/Y	325	184	55	65	φ90	φ140	120	70		160	130	100	81		15.5		φ102
TF-800×*F-C/Y	385																
TF-1000×*F-C/Y	485																
TF-1300×*F-C/Y	680																

注：本产品所需的出油口法兰，安装连接螺栓及密封垫圈等配件均和本产品配套提供，用户只需准备好外径Q的管子焊上即可。发讯器连接口为M18×1.5不需带发讯器者可提供丝堵。

Note: The outlet flange, seal, screw used for this series will be supplied by our plant; the customer only need welding steel tube Q. Connection of the indicator is M18×1.5; without an indicator, a plug with thread will be supplied.

新乡市利菲尔特滤器有限公司 XINXIANG LIFEIERTE FILTER CO.,LTD.
LEFILTER® 中国·利菲尔特

TFA系列吸油过滤器
TFA SUCTION FILTER SERIES

(一) 简介

本过滤器仅可安装在油箱的上部，吸油筒体浸入油箱内液面以下，其它性能均与TF系列相似，但无自封阀。

INTRODUCTION

The TFA series filter only can be installed on the top of the tank; the filter bowl should be under oil level. The other capability is similar to TF series, but TFA series don't have a check valve.

(二) 型号说明 MODEL CODE

TFA·□-□×□□-□

- Y: 带ZKF-II型发讯器≤DC24V With ZKF-II indicator
- C: 带ZS-I型发讯器≤220V With ZS-I indicator
- 省略：不带发讯器 Omit if without indicator
- L：出油口为螺纹连接 Threaded connection
- F：出油口为法兰连接 Flanded connection
- 过滤精度(μm) Filtration accuracy
- 公称流量(L/min) Flow rate
- BH：介质为水—乙二醇 Water-glycol
- 省略：介质为一般液压油 Omit if use hydraulic oil
- 吸油过滤器 Suction filter

(三) 安装示意 MOUNTING GUIDE

(四) 技术参数 TECHNICAL DATA

同TF系列，滤芯型号相同

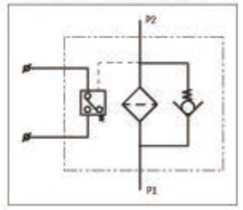

(五) 安装尺寸 MOUNTING SIZE

1、管式(出油口螺纹连接) Threaded Connection

2、法兰式(出油口法兰连接) Flanged Connection

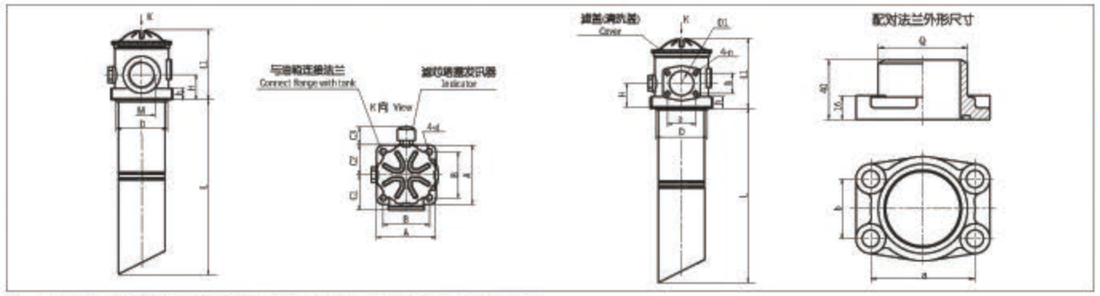

表一、TFA-25～160螺纹式连接尺寸 Table 1: TFA-25～160 Threaded Connection

型号 Model	尺寸 Size (mm) L	L1	H	M	D	A	B	C1	C2	C3	h	d
TFA-25×*L-C/Y	343	78	25	M22×1.5	φ62	80	60	45	42	42	9.5	φ9
TFA-40×*L-C/Y	360			M27×2								
TFA-63×*L-C/Y	488	98	33	M33×2	φ75	90	70.7	54	47		10	
TFA-100×*L-C/Y	538			M42×2								
TFA-160×*L-C/Y	600	119	42	M48×2	φ91	105	81.3	62	53.5		12	φ11

表二、TFA-250～800法兰式连接尺寸 Table 2: TFA-250～800 Flanged Connection

型号 Model	尺寸 Size (mm) L	L1	H	D1	D	a	b	n	A	B	C1	C2	C3	h	d	Q
TFA-250×*F-C/Y	670	119	42	φ50	φ91	70	40	M10	105	81.3	72.5	53.5	42	12	φ11	φ60
TFA-400×*F-C/Y	725	141	50	φ65	φ110	90	50		125	95.5	82.5	61		15		φ73
TFA-630×*F-C/Y	825	184	65	φ90	φ140	120	70		160	130	100	81		15.5		φ102
TFA-800×*F-C/Y	885															

注：本产品所需的出油口法兰，安装连接螺栓及密封垫圈等配件均和本产品配套提供，用户只需准备好Q的管子焊上即可。发讯器连接口为M18×1.5不需带发讯器者可提供丝堵。

Note: The outlet flange, seal, screw used for this series will be supplied by our plant; the customer only need welding steel tube Q. Connection of the indicator is M18×1.5; without an indicator, a plug with thread will be supplied.

TFB系列吸油过滤器
TFB SUCTION FILTER SERIES

(一) 简介：

本过滤器用于液压系统高精度吸油过滤，在吸油前滤除金属颗粒及密封件的橡胶杂质等污染物，延长油泵的使用寿命。

(二)性能与特点：

1、本过滤器设有积污挡板，确保沉积在滤芯中的污染物在更换滤芯时，能和滤芯一起清除不会再污染油箱。

2、02系列设有自封阀可直接安装在油箱顶部，侧面或底部，当需要维修打开滤盖时，自封阀自动关闭，这样即使它在充满油的油箱中浸没在液位以下时仍保证过滤器正常的维护工作。

INTRODUCTION

This kind of filter can be used in the hydraulic system of high accuracy suction filtration. Please filter metal or rubber granule or other impurity before use in order to prolong the service life.

1.This filter has dirt accumulated baffle, Ensures that dirt accumulated in the filter element is removed together with the element and cannot return to the tank.

2.TFB02 series with foot valve can be installed on the top, at the side or in the bottom of the tank directly, When the screw-on cover is removed for maintenance, the foot valve closes automatically. This makes it possible to service the filter even if it is submerged below the oil level in a full tank.

(三) 型号说明 MODEL CODE

TFB □ · □ – □ × □

- 过滤精度(μm) Filtration accuracy
- 公称流量(L/min) Flow rate
- BH：介质为水—乙二醇 Water-glycol
  省略：介质为一般液压油 Omit if use hydraulic oil
- 功能代号 Symbol
- 吸油过滤器 Suction filter

(四) 技术参数 TECHNICAL DATA

型号 Model	公称流量 Flow rate (l/min)	过滤精度 Filtr. (μm)	接口尺寸 Connection	原始压力损失 Initial ΔP (MPa)	滤芯型号 Model of element
TFB□-45×*	45	10 20 30 80	G1 1/4	<0.01	TFBX-45×*
TFB□-70×*	70				TFBX-70×*

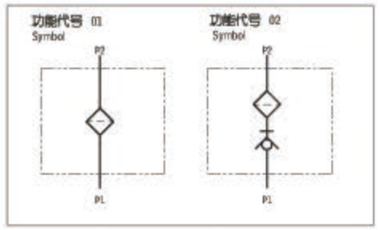

注：*为过滤精度，若功能代号为01，使用介质为水—乙二醇，公称流量45L/min，过滤精度10μm，则过滤器型号为TFB01 · BH-45×10，滤芯型号为TFBX · BH-45×10。

Note:*is filtration accuracy, If the symbol is 01, fluid is water-glycol, flow rate is 45L/min,filtration accuracy is 10μm, the model of this filter is TFB01 · BH-45×10, the model of element is TFBX · BH-45×10.

(五)连接尺寸 MOUNTING SIZE

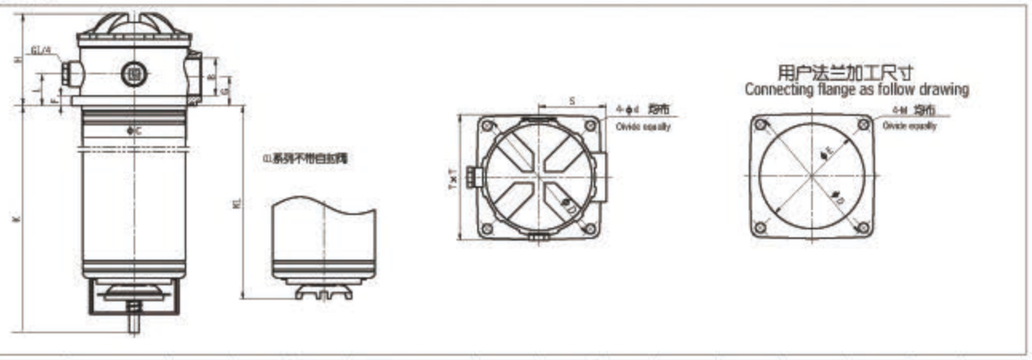

型号 Model	B	C	D	d	min. E max.	F	G	H	K	K1	L	M	S	T
TFB□-45	G1 1/4	110	165	11	111/121	11	32	104	257	219	35	M10	76	141
TFB□-70		118			119/121				357	319				

ISV系列管路吸油过滤器
ISV SUCTION LINE FILTER SERIES

(一) 简介：

ISV系列管路吸油过滤器系由铝合金外壳、滤芯、旁通阀及目测发讯器和电发讯器构成的轻质而坚固的带外壳吸油过滤器，应竖直安装在油箱外的管路上，不影响管路的布置，油箱的尺寸不受过滤器的限制。该系列过滤器具有以下特点：(a)带目测发讯器：当滤芯被污染物逐渐堵塞时，目测发讯器观察窗内的红色信号环慢慢上升，当红色信号环上升到最高位置时(观察窗内完全红色)，指示滤芯已被污染物堵塞到需清洗或更换的程度了。清洗或更换滤芯后，按复位按钮，使红色信号环下滑；(b)带电发讯器：当滤芯被污染物堵塞到出油口的真空度为-0.018MPa时，发讯器内的微动开关动作，发出开关信号，指示应清洗或更换滤芯，如此时又不能马上停机或无人来更换滤芯，设在过滤器盖内的旁通阀会自动开启(开启压力为：真空度-0.02MPa)；(c)带旁通阀：当滤芯被污染堵塞到出油口压力(真空度-0.02MPa)时，旁通阀会自动开启，以避免油泵出现吸空等故障。

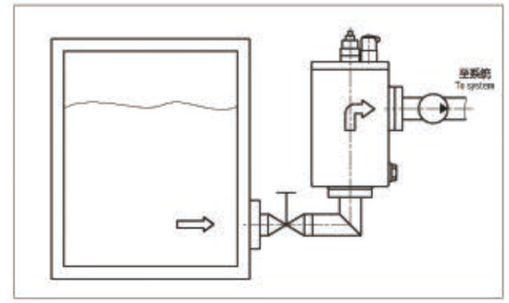

INTRODUCTION

The ISV series line suction filter is composed of hose, element, by-pass valve and visual indicator and electrical indicator. It is light in weight and strong. It can be installed vertically in the pipe line out of the tank and won't affect the arrangement of the pipe line. The tank size is not limited by filter. This series filter has features as follows:

a). Visual indicator: when filter element is clogged by contaminants, the red signal of visual indicator will rise slowly; the element should be changed or cleaned when the red signal rises to the top-position. Push the restorer to allow the red signal ring downfall after changing or cleaning element.

b).Electrical indicator: when filter element is clogged by contaminants, and the vacuum pressure reaches -0.018Mpa in filter outlet, the electrical indicator will act and indicate that the element should be changed or cleaned in that time.

c).By-pass valve: when the vacuum pressure reaches -0.02MPa, the by-pass valve will automatically open to protect the pump safety.

(二) 型号说明 MODEL CODE

ISV · □ □ – □ × □□□

- 管路吸油过滤器 Suction line filter
- BH:介质为水—乙二醇 Water-glycol
  省略：介质为一般液压油 Omit if use hydraulic oil
- 通径 Nom.Dia.:(mm)
- 公称流量 Flow rate: (L/min)
- C:带ZS-I电发讯器 With ZS-I electrical indicator
  省略：不带电发讯器 Omit if without electrical indicator
- M:带目测发讯器 With visual indicator
  省略：不带目测发讯器 Omit if without visual indicator
- 过滤精度 Filtration accuracy: (μm)

(三) 技术参数 TECHNICAL DATA

型号 Model	公称流量 Flow rate (L/min)	过滤精度 Filtr. (μm)	通径 Dia. (mm)	原始压力损失 Initial ΔP (MPa)	发讯装置 Indicator (V)	发讯装置 Indicator (A)	重量 Weight (Kg)	滤芯型号 Model of element
ISV20 – 40×*	40	80	20	≤0.01	12	2.5	5	IX – 40×*
ISV25 – 63×*	63		25					IX – 63×*
ISV32 – 100×*	100		32		24	2	6	IX – 100×*
ISV40 – 160×*	160		40					IX – 160×*
ISV50 – 250×*	250	100	50		36	1.5	8.5	IX – 250×*
ISV65 – 400×*	400	180	65				11	IX – 400×*
ISV80 – 630×*	630		80		220	0.25		IX – 630×*
ISV90 – 800×*	800		90				20	IX – 800×*
ISV100 – 1000×*	1000		100					IX – 1000×*

注：*为过滤精度，若使用介质为水—乙二醇，公称流量160L/min，过滤精度80μm，带ZS-I型发讯器，则过滤器型号为ISV · BH40-160×80 C，滤芯型号为IX · BH-160×80。

Note:*is filtration accuracy, If the medium is water-glycol, flow rate is 160L/min,filtration accuracy is 80μm, with ZS-I indicator, the model of this filter is ISV · BH40-160×80C, the model of element is IX · BH-160×80.

(四) 安装外形尺寸 MOUNTING SIZE

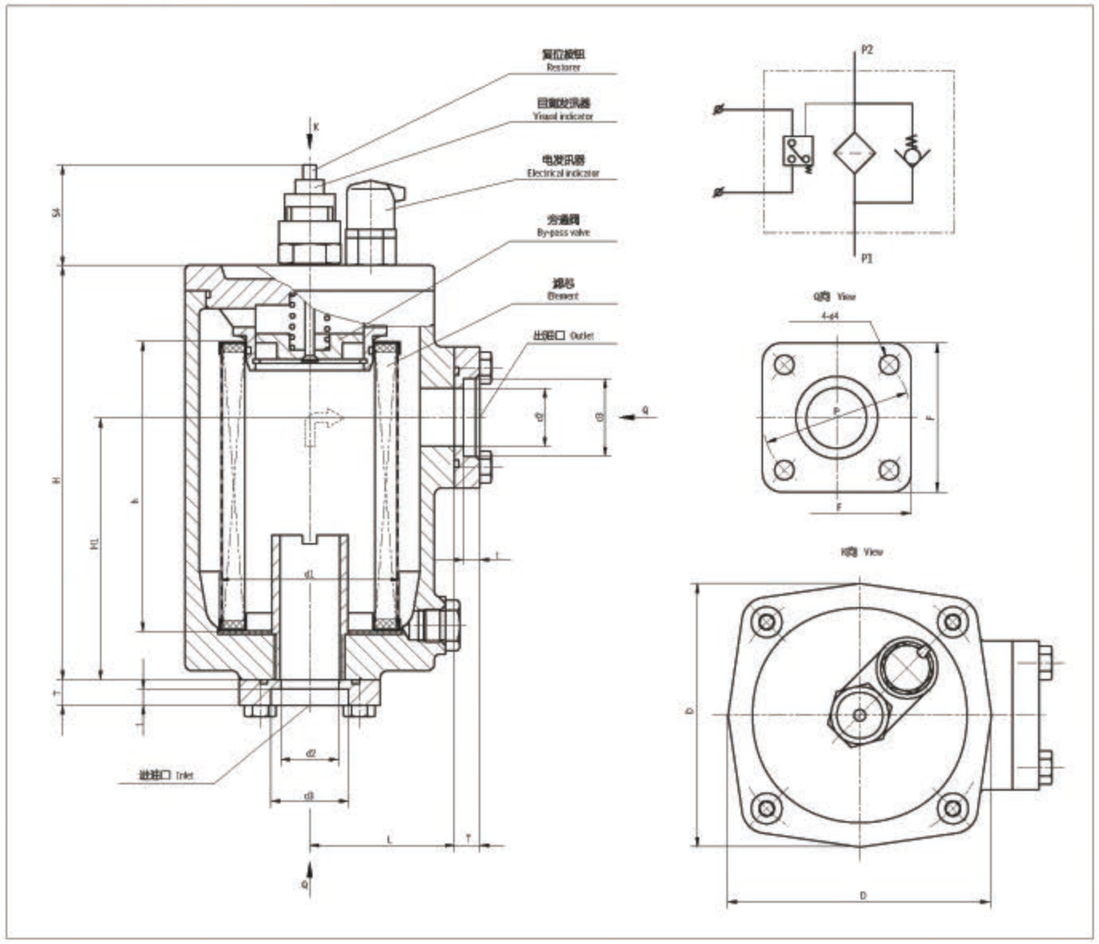

单位Unit:mm

型号 Model	H	H1	L	h	d1	d2	d3	d4	P	F	D	T	t
ISV20 – 40 × *	167	100	67	110	φ85	φ20	φ27.5	φ9	φ70	68	112	12	8
ISV25 – 63 × *						φ25	φ34.5						
ISV32 – 100 × *	229	145	80	160	φ100	φ32	φ43	φ11	φ78	78	138	14	9
ISV40 – 160 × *						φ40	φ49						
ISV50 – 250 × *	259	170	90	180	φ120	φ50	φ61	φ14	φ102	96	156		
ISV65 – 400 × *	284		105	200	φ140	φ65	φ77		φ130	122	180	20	14
ISV80 – 630 × *						φ80	φ90						
ISV90 – 800 × *	352	240	135	260	φ180	φ90	φ103	φ18	φ166	156	230	22	15
ISV100 – 1000 × *						φ100	φ115						

注：进出口法兰由我公司提供，用户需准备外径d3尺寸的管子焊上即可。

Note: The inlet and outlet flanges, for this series will be supplied by our plant; the customer only need welding steel tube d3.

自封式磁性吸油过滤器
WITH CHECK VALVE MAGNETIC SUCTION FILTER SERIES

简介

该系列过滤器具有手动自封阀，在更换滤芯时，应关闭自封阀，使油箱中的油液不会流出，安装时过滤器应浸入油面以下，若自封阀没有完全打开，切勿起动泵，否则会引起泵的吸空现象。

该过滤器没有滤芯污染堵塞发讯器，当滤芯被污染物堵塞到出油口真空度为 0.018MPa 时发讯器便发出讯号，应及时更换或清洗滤芯，以免泵出现吸空等故障。

INTRODUCTION

The series filter have manual check valve. During maintenance, the check valve should be closed in order to stop oil flowing out of the tank. The filter should be under oil level when installing. If check valve hasn't open completely, please don't start the pump working, lest that will cause accident.

A vacuum indicator in the filter will signal when the pressure drop across the element reaches 0.018MPa showing that the filter should be cleaned.

安装示意图 MOUNTING GUIDE

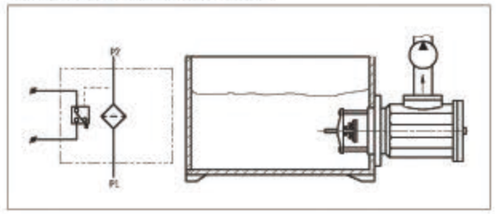

(一) CFFA系列自封式磁性吸油过滤器(新型)

CFFA WITH CHECK VALVE MAGNETIC SUCTION FILTER SERIES

1.技术参数 TECHNICAL DATA

型号 Model	公称流量 Flow rate (L/min)	过滤精度 Filtr. (μm)	通径 Dia. (mm)	原始压力损失 Initial ΔP (MPa)	连接方式 Connecting	重量 Weight (Kg)	滤芯型号 Model of element
CFFA – 250 × *	120	80 100 180	38	< 0.01	法兰式 Flange		FFAX – 250 × *
CFFA – 510 × *	300		64			4	FFAX – 510 × *
CFFA – 515 × *	400		74			6.5	FFAX – 515 × *
CFFA – 520 × *	630		101				FFAX – 520 × *

注：*为过滤精度，若使用介质为水—乙二醇，公称流量400L/min，过滤精度80μm，带ZS-IV型发讯器，则过滤器型号为CFFA · BH-515×80，滤芯型号为FFAX · BH-515×80。

Note:*is filtration accuracy, If the medium is water-glycol, flow rate is 400L/min, filtration accuracy is 80 μm, with ZS-IV indicator, the model of this filter is CFF · BH-515×80, the model of element is FFAX · BH-515×80.

2.连接尺寸 MOUNTING SIZE

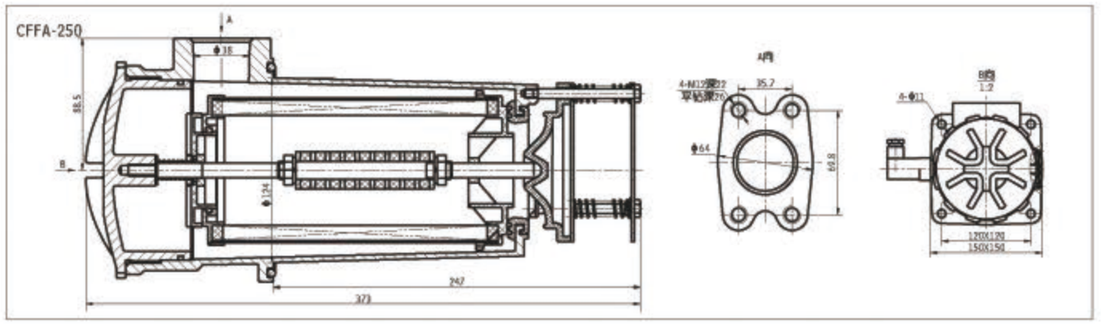

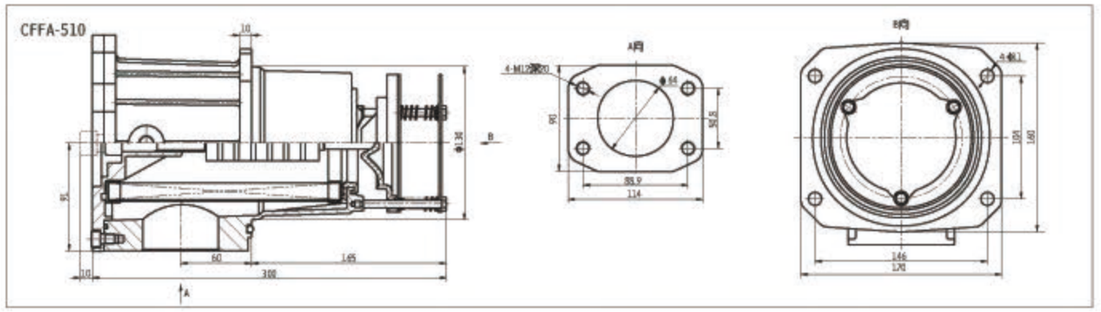

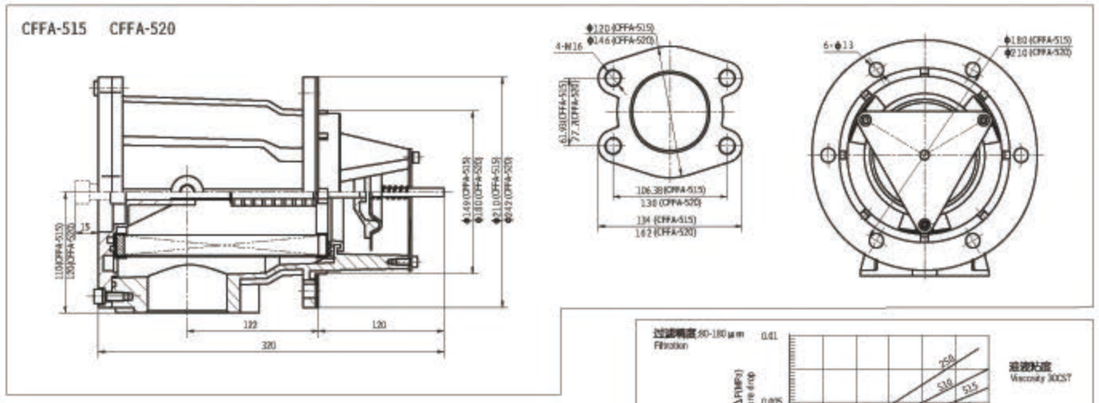

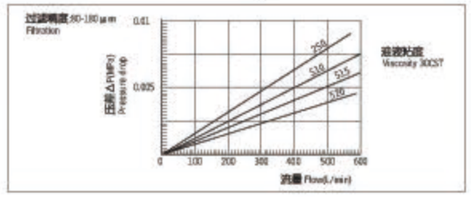

3.滤芯压差流量曲线
ELEMENT PRESSURE DROP(△ P) AGAINST FLOW CURVES
滤芯 FFAX-*/*(由试验测得数据)
Q-△P 曲线

(二) CFF系列自封式磁性吸油过滤器(传统型)
CFF WITH CHECK VALVE MAGNETIC SUCTION FILTER SERIES

1.技术参数 TECHNICAL DATA

型号 Model	公称流量 Flow rate (L/min)	过滤精度 Filtr. (μm)	通径 Dia. (mm)	原始压力损失 Initial ΔP (MPa)	连接方式 Connecting	重量 Weight (Kg)	滤芯型号 Model of element
CFF-510×*	300	80	63	<0.01	法兰式 Flange	7.0	FX-510×*
CFF-515×*	400	100	76			8.5	FX-515×*
CFF-520×*	630	180	101			10.0	FX-520×*

注：*为过滤精度，若使用介质为水一乙二醇，公称流量400L/min，过滤精度80μm，带ZKF-II型发讯器，则过滤器型号为CFF·BH-515×80，滤芯型号为FX·BH-515×80。

Note:*is filtration accuracy, If the medium is water-glycol, flow rate is 400L/min,filtration accuracy is 80 μm, with ZKF-II indicator, the model of this filter is CFF·BH-515×80, the model of element is FX·BH-515×80.

2.连接尺寸 MOUNTING SIZE

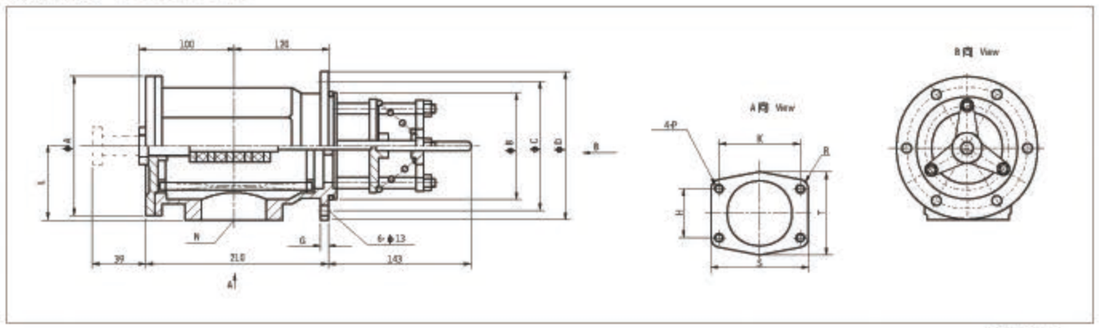

单位 Unit: mm

型号 Model	N	A	B	C	D	G	H	K	L	P	S	T	R
CFF-510×*	Φ63	183	135	161	188	10	50.8	88.9	94	M12	114.3	Φ108.8	13
CFF-515×*	Φ76	214	150	181	210	12	62	106.43	110	M16	135	Φ131	14
CFF-520×*	Φ101	230	180	210	242		77.7	130	120		162	Φ152.4	16

(三) ZL12-122自封式磁性吸油过滤器
ZL12-122 WITH CHECK VALVE MAGNETIC SUCTION FILTER SERIES

1.技术参数 TECHNICAL DATA

型号 Model	公称流量 Flow rate (L/min)	过滤精度 Filtr. (μm)	通径 Dia. (mm)	原始压力损失 Initial ΔP (MPa)	连接方式 Connecting	滤芯型号 Model of element
ZL12-122/*	120	10	2XΦ25	≤0.01	螺纹式 Threaded	ZL12X-122/*
ZL12B-122/*	160	25	3XΦ32			ZL12BX-122/*
ZL12C-122/*	120	80	2XΦ32			ZL12X-122/*

注：*为过滤精度，若使用介质为水一乙二醇，公称流量120L/min，过滤精度10μm，带真空发讯器，则过滤器型号为ZL12·BH-122/10Y，滤芯型号为ZL12X·BH-122/10。

Note:*is filtration accuracy, If the medium is water-glycol, flow rate is 120L/min,filtration accuracy is 10 μm, with vacuum indicator, the model of this filter is ZL12·BH-122/10Y the model of element is ZL12X·BH-122/10.

2.连接尺寸 MOUNTING SIZE

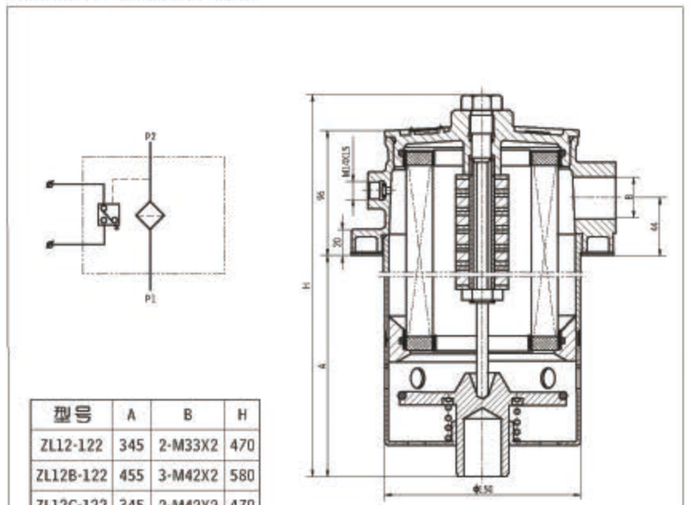

型号	A	B	H
ZL12-122	345	2-M33X2	470
ZL12B-122	455	3-M42X2	580
ZL12C-122	345	2-M42X2	470

3.滤芯压差流量曲线
ELEMENT PRESSURE DROP(△ P) AGAINST FLOW CURVES
滤芯 ZL12X-*/*(由试验测得数据)
Q-△P 曲线

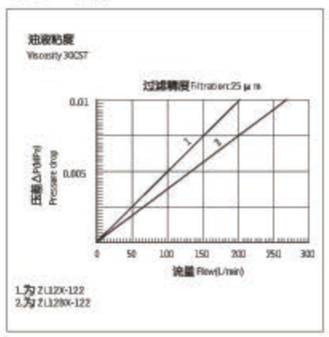

4.安装示意图 MOUNTING GUIDE

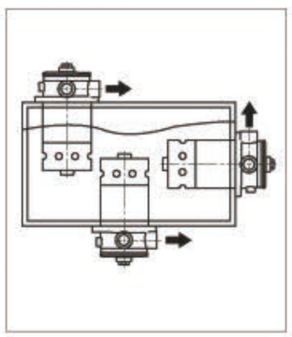

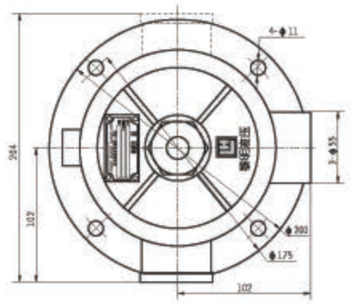

XNJ系列箱内吸油过滤器
XNJ TANK MOUNTED SUCTION FILTER SERIES

(一) 简介

XNJ系列箱内吸油过滤器具有以下特点：a.安装连接方便：本系列吸油过滤器通过安装法兰固定在油箱的盖板上，滤芯直接插入油箱，从而简化了系统的管路，节省空间，使系统布置更为紧凑。b. 清洗或更换滤芯时，只要拧开安装法兰上的螺钉、拉起安装法兰，即可清洗或更换。c. 带有滤芯堵塞发讯装置：当滤芯被污染物堵塞到真空压力为-0.018 MPa时，发讯器发出开关信号(用户外接电信号)，这时应及时更换或清洗滤芯，以免油泵出现吸空等故障。d. 带有旁通阀：当滤芯被污染物堵塞到真空压力为-0.018MPa 时，此时如不能马上停机清洗或更换滤芯，装在滤芯上端的旁通阀会自动开启 (开启压力为-0.02MPa)，以保护油泵正常工作。

用户选用 XNJ 系列过滤器时，务必要安装真空压力发讯器。当滤芯被污染物堵塞到真空压力为-0.018MPa时，应及时清洗或更换滤芯。

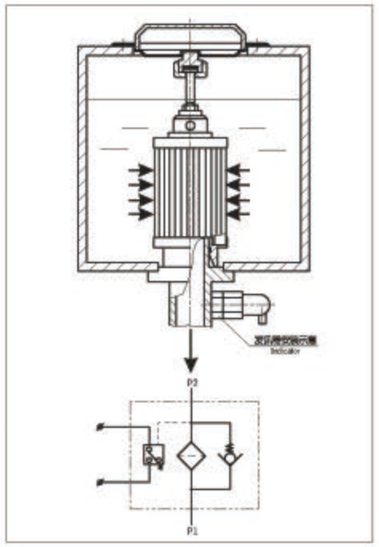

INTRODUCTION

The XNJ series filters can be installed on the top of the tank and the element is immersed in the oil, so it is easy for installation. During maintenance, you only need to turn off the screws of the connecting flange. and pull-out the connecting flange, the element can be changed or cleaned. A vacuum indicator in the filter gives signals when the pressure drop across the element reaches -0.018MPa showing that the filter element should be cleaned or changed. If no maintenance is done, as the pressure drop rises to 0.02MPa, the by-pass valve in this filter will open allowing oil flowing into pump directly, so when you select this series suction filter, a vacuum indicator should be necessary for the element clogged by contaminants, you can clean or change it immediately.

(二) 型号说明 MODEL CODE

XNJ · □ – □ × □ – □ – □

- XNJ：箱内吸油过滤器 Tank mounted suction filter
- BH：介质为水—乙二醇 Water-glycol；省略：介质为一般液压油 Omit if use hydraulic oil
- 公称流量 Flow rate (L/min)
- 过滤精度 Filtration accuracy (μm)
- 尺寸SIZE：L3(mm)
- Y：带ZKF-II型发讯器≤DC24V With ZKF-II indicator
- C：带ZS-I型发讯器≤220V With ZS-I indicator

(三) 技术参数 TECHNICAL DATA

型号 Model	公称流量 Flow rate (L/min)	过滤精度 Filtr. (μm)	通径 Dia. (mm)	原始压力损失 Initial ΔP (MPa)	发讯装置 Indicator (V)	发讯装置 Indicator (A)	旁通阀开启压力 By-pass valve setting (MPa)	重量 Weight (Kg)	滤芯型号 Model of element
XNJ – 25 × * C/Y	25	80	20	≤0.007	12	2.5	-0.02	0.7	JX – 25 × *
XNJ – 40 × * C/Y	40							0.8	JX – 40 × *
XNJ – 63 × * C/Y	63		32					1.2	JX – 63 × *
XNJ – 100 × * C/Y	100				24	2		1.4	JX – 100 × *
XNJ – 160 × * C/Y	160	100	50					1.9	JX – 160 × *
XNJ – 250 × * C/Y	250				36	1.5		2.1	JX – 250 × *
XNJ – 400 × * C/Y	400	180	80					2.9	JX – 400 × *
XNJ – 630 × * C/Y	630				220	0.25		4.5	JX – 630 × *
XNJ – 800 × * C/Y	800		90					6.6	JX – 800 × *
XNJ – 1000 × * C/Y	1000							6.9	JX – 1000 × *

注：*为过滤精度，若使用介质为水—乙二醇，公称流量160L/min，过滤精度80μm，带ZS-I型发讯器，则过滤器型号为XNJ · BH-160×80 - C，滤芯型号为JX · BH-160×80。

Note:*is filtration accuracy, If the medium is water-glycol, flow rate is 160L/min,filtration accuracy is 80 μm, with ZS-I indicator, the model of this filter is XNJ · BH-160×80-C, the model of element is JX · BH-160×80.

新乡市利菲尔特滤器有限公司
XINXIANG LIFEIERTE FILTER CO.,LTD.
LEFILTER® 中国·利菲尔特

(四)安装外形尺寸 MOUNTING SIZE

(五)用户加工尺寸 MANUFACTURE SIZE FOR CUSTOMER

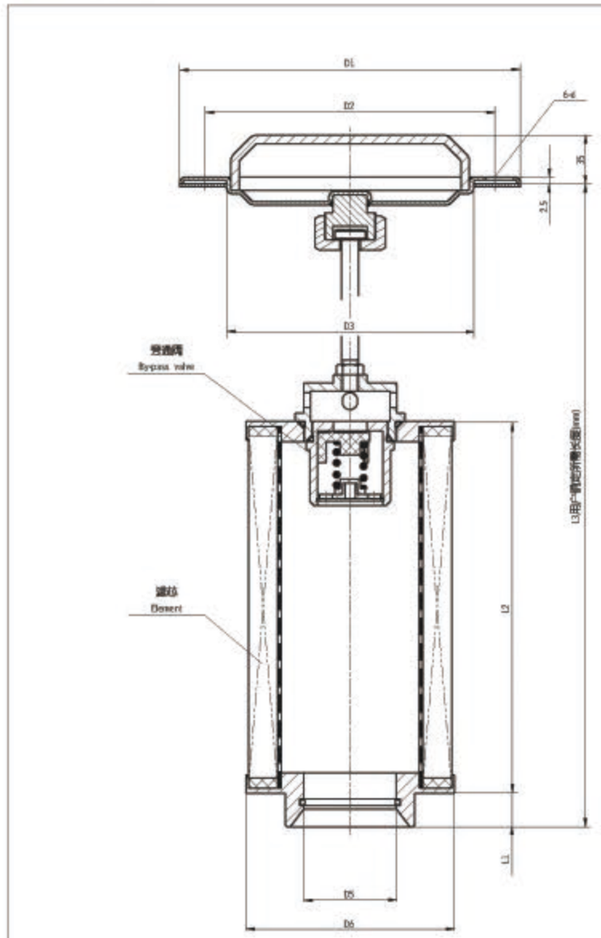

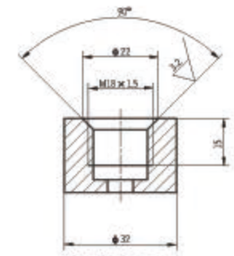

发讯器接口尺寸
Connect size for indicator

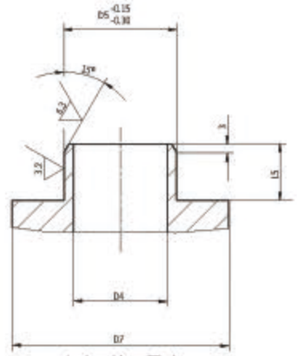

出油口接口尺寸
Connect size for outlet

单位Unit:mm

型号 Model	D1	D2	D3	D5	D6	D7	L1	L2	L3 最小Min.	L5	d
XNJ – 25 × * C/Y	φ129	φ105	φ85	φ25	φ80	φ46	8	75	210	20	φ9
XNJ – 40 × * C/Y								100	235		
XNJ – 63 × * C/Y	φ154	φ130	φ110	φ40	φ106	φ56		110	250		
XNJ – 100 × * C/Y								140	280		
XNJ – 160 × * C/Y	φ200	φ170	φ145	φ55	φ141	φ76	14	140	320	26	φ11
XNJ – 250 × * C/Y								160	340		
XNJ – 400 × * C/Y	φ242	φ210	φ185	φ85	φ180	φ108		160	340	28	φ13.5
XNJ – 630 × * C/Y								190	370		
XNJ – 800 × * C/Y	φ262	φ230	φ205	φ100	φ200	φ127		190	395		
XNJ – 1000 × * C/Y								220	425		

NJU系列箱外内积式吸油过滤器

NJU TANK MOUNTED SUCTION FILTER SERIES

(一) 简介

NJU系列箱外内积式吸油过滤器，具有连接方便、清洗或更换滤芯容易，易实现油箱封闭化，并设有组合法兰、旁通阀、污染积物盅、堵塞发讯器等装置。本产品经许多科研单位技术审查，经百家主机厂批量配套使用后证明，效果很好，并获国家专利局实用新型专利证书。

(二) 技术性能

1、安装连接方便：本过滤器可安装在油箱盖板上面或侧面，过滤器的滤头露于油箱外，吸油管从油箱上面或侧面插入油面，出油口与泵吸油口相连接，25～160 L/min规格没有组合活动法兰，连接高度可以上下调节，从而实现油箱全封闭，进一步防止污染物进入油箱。

2、清洗或更换滤芯方便：当滤芯需清洗或更换时，即可方便地打开过滤器上盖，取出滤芯及随同积污盅进行清洗或更换，清洗或更换后再放入，装好盖便可投入使用。

3、具有旁通阀：当滤芯被污染物堵塞到出油口真空度为0.018MPa时，发讯器便发出信号，应及时更换或清洗滤芯。若此时不能马上停机或无人来更换滤芯，设在滤芯上部的油路旁通阀会自动开启(开启压力：真空0.02MPa)，以避免油泵出现吸空等故障。

4、具有滤芯堵塞发讯器：本发讯器安装在过滤器的头盖上，当滤芯逐步堵塞时，可从发讯器的目测镜面上观察到过滤器的出口真空度及污染情况，同时还可接电发讯(发讯值：真空0.018MPa)。

5、具有积污盅：工作介质流经滤芯腔内将其中超过滤芯过滤精度的污染物阻挡在滤芯腔内，并集中在积污盅内。需清洗或更换滤芯时。积污盅随滤芯一同带出，滤除的污染物不会出现因更换滤芯时使污染物重新掉入油箱的现象。

INTRODUCTION

The NJU-series filters are widely used in hydraulic systems. The filter can be installed on the top or at the side of the tank. The filter head should be out of tank and the filter bowl should be inserted from side or top of the tank into oil. The outlet is connected with pump outlet.25～160 L/min type has combine removable flange, the working height can be adjusted in order to make the tank totally obdurate and that way can prevent the contamination from getting into the tank. During maintenance, open the filter cover, take out the filter element together with sludge cup and clean them. A by-pass valve and a vacuum are incorporated with the filter. When the pressure drop across the filter element reaches 0.018MPa, the indicator gives signals showing maintenance shall be done. If no service is done and as the pressure drop rises to 0.02MPa, the by-pass valve will open to ensure oil flow into pump.

(三) 安装方法简图及型号说明 MOUNTING & MODEL CODE

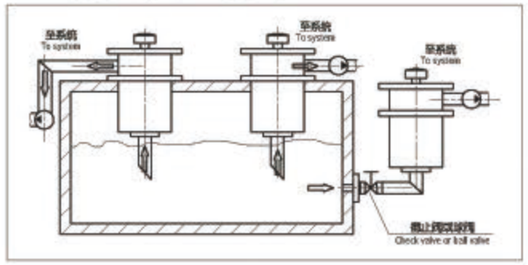

NJU · □–□×□□–□

- 箱外内积式吸油过滤器 Tank mounted suction filter series
- BH：介质为水—乙二醇 Water-glycol；省略：介质为一般液压油 Omit if use hydraulic oil
- 公称流量(L/min) Flow rate
- Y：带ZKF-Ⅱ型发讯器≤DC24V With ZKF-Ⅱ indicator
- C：带ZS-Ⅰ型发讯器≤220V With ZS-Ⅰ indicator
- 省略：不带发讯器 Omit if without indicator
- L：出油口为螺纹连接 Threaded connection
- F：出油口为法兰连接 Flanged connection
- 过滤精度(μm) Filtration accuracy

(四)技术参数及连接尺寸 TECHNICAL DATA AND MOUNTING SIZE

型号 Model	公称流量 Flow rate (L/min)	过滤精度 Filtr. (μm)	通径 Dia. (mm)	原始压力损失 Initial ΔP (MPa)	发讯装置 Indicator (V)	发讯装置 Indicator (A)	连接方式 Connecting	重量 Weight (kg)	滤芯型号 Model of element
NJU－25×*L－C/Y	25	80	15	<0.007	12	2.5	管式 Thread	3.1	UX－25×*
NJU－40×*L－C/Y	40		20					3.8	UX－40×*
NJU－63×*L－C/Y	63		25					6.0	UX－63×*
NJU－100×*L－C/Y	100	100	32		24	2		6.7	UX－100×*
NJU－160×*L－C/Y	160		40					7.3	UX－160×*
NJU－250×*F－C/Y	250	180	50	<0.01	36	1.5	法兰 Flange	12.8	UX－250×*
NJU－400×*F－C/Y	400		60					16.0	UX－400×*
NJU－630×*F－C/Y	630		80		220	0.25		18.0	UX－630×*
NJU－800×*F－C/Y	800		90					19.0	UX－800×*

注：*为过滤精度，若使用介质为水—乙二醇，公称流量160L/min，过滤精度80μm，带ZS-I型发讯器，则过滤器型号为NJU · BH-160×80L-C，滤芯型号为UX · BH-160×80。

Note:*is filtration accuracy, If the medium is water-glycol, flow rate is 160L/min, filtration accuracy is 80 μm, with ZS-I indicator, the model of this filter is NJU · BH-160×80L-C, the model of element is UX · BH-160×80.

1、NJU-25～160型(对照表一)(Table 1.)　　2、NJU-250～800型(对照表二)(Table 2.)

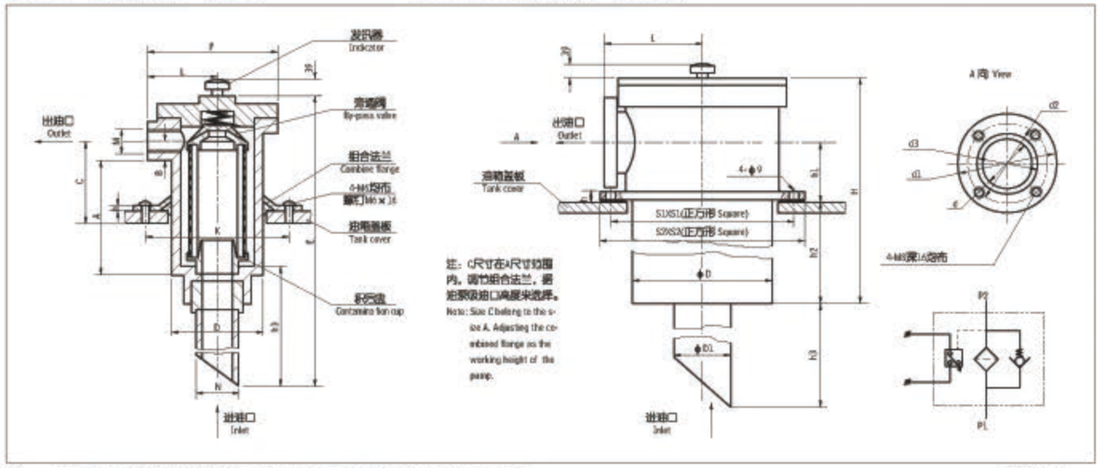

表一：NJU-25～160螺纹连接参数 Table 1: NJU-25～160 Threaded Connection　　单位 Unit:mm

型号 Model	出油口螺纹 Thread M	A	B	h3	E	F	L	D	K	N	h
NJU-25×*L－C/Y	M22×1.5	123	23	255	453	102	53	Φ72	Φ95	Φ25	6
NJU-40×*L－C/Y	M27×2	153	23		482						
NJU-63×*L－C/Y	M33×2	174	28	385	637	122	65	Φ89	Φ115	Φ38	6
NJU-100×*L－C/Y	M42×2	212	33		687						
NJU-160×*L－C/Y	M48×2	257	35		737						

表二：NJU-250～800法兰连接参数 Table 2: NJU-250～800 Flanged Connection　　单位 Unit:mm

型号 Model	d	d1	d2	d3	D	S1	S2	h1	h2	h3	H	D1	L	h
NJU-250×*F-C/Y	50	100	84	60	122	160	180	67	256	402	392	60	98	16
NJU-400×*F-C/Y	60	115	99	70	142	180	200	75	271	407	419	70	110	16
NJU-630×*F-C/Y	80	130	114	90	162	200	220	82	279	517	440	90	120	16
NJU-800×*F-C/Y	90	140	124	104	182	240	260	90	289	534	466	102	131.5	16

注：该产品所需的出油口法兰、密封圈、螺钉、吸油管均由我公司提供，用户只需准备d3管子焊上即可。

Note: The outlet flange, seal, screw and suction tube used for this series will be supplied by our plant. The customer only need welding the steel tube d3.

XU-B 系列线隙式过滤器

XU - B NOTCHED WIRE FILTER SERIES

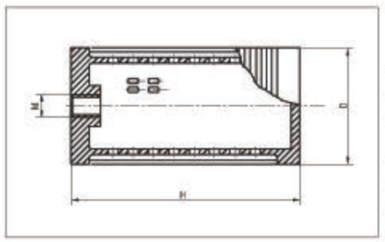

型号 Model	通径 Dia. (mm)	公称流量 Flow rate (L/min)	公称压力 Pressure (MPa)	原始压力损失 Initial ΔP(MPa)	过滤精度 Filtr. (μm)	尺寸 Size (mm) H	D	M
XU－B16×*	15	16	2.5	≤0.02	50	100	Φ43	M22×1.5
XU－B32×*	20	32				110	Φ75	M33×2
XU－B50×*	22	50				170		
XU－B80×*	25	80			80	230	Φ85	M42×2
XU－B160×*	40	160			100	330	Φ113	M48×2
XU－B200×*	40	200				370	Φ125	

注：*为过滤精度，若使用介质为水—乙二醇，公称流量50L/min，过滤精度80μm，则过滤器型号为XU · BH-B50×80。

Note:*is filtration accuracy, If the medium is water-glycol, flow rate is 50L/min, filtration accuracyis 80 μm, the model of this filter isXU · BH-B50×80.

WF系列吸油过滤器
WF SUCTION FILTER SERIES

(一)型号说明 MOEDL CODE

WF□□-□□×□

- 过滤精度 Filtration accuracy (μm)：80、100、180
- 外径系列 O.D Series
- 螺纹系列 Thread series
- 省略：一般液压油 Omit if use hydraulic oil
  BH: 介质为水一乙二醇 Water-glycol
- 省略：不带磁性 Omit if without magnet
  C: 带磁性 With magnet
- 网式吸油过滤器 Wire mesh filter

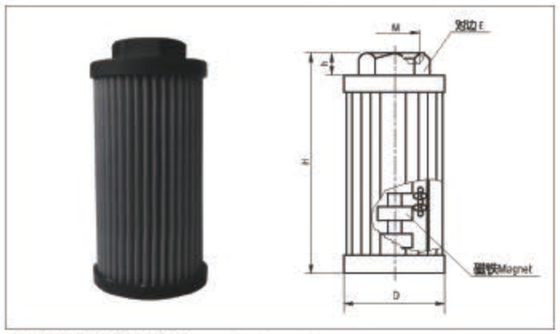

(二)安装尺寸 MOUNTING SIZE

型号 Model	接口螺纹 Thread M	D	H	h	E	过滤面积 Filtmtion arca cm^2
WF-3A	G 3/8	φ50	85	10	30	282
WF-4A	G 1/2			10	30	282
WF-4B		φ70	95	10	41	530
WF-6B	G 3/4		95	10	41	530
WF-6BL			145	10	41	832
WF-8B	G 1		145	10	41	832
WF-10C	G 1 1/4	φ99	142	15	69	1206
WF-10CL			232	15	69	2140
WF-12C	G 1 1/2		142	15	69	1206
WF-12CL			232	15	69	2140
WF-16C	G 2		232	15	69	2140
WF-12D	G 1 1/2	φ130	170	20	69	2015
WF-16D	G 2		170	20	69	2015
WF-16DL			270	20	69	3590
WF-20D	G 2 1/2		270	20	100	3590
WF-24D	G 3		270	20	100	3590
WF-24DL			330	20	100	4320

(三)压差流量曲线 ΔP－Q CURVES

油液粘度 Viscosity 30CST

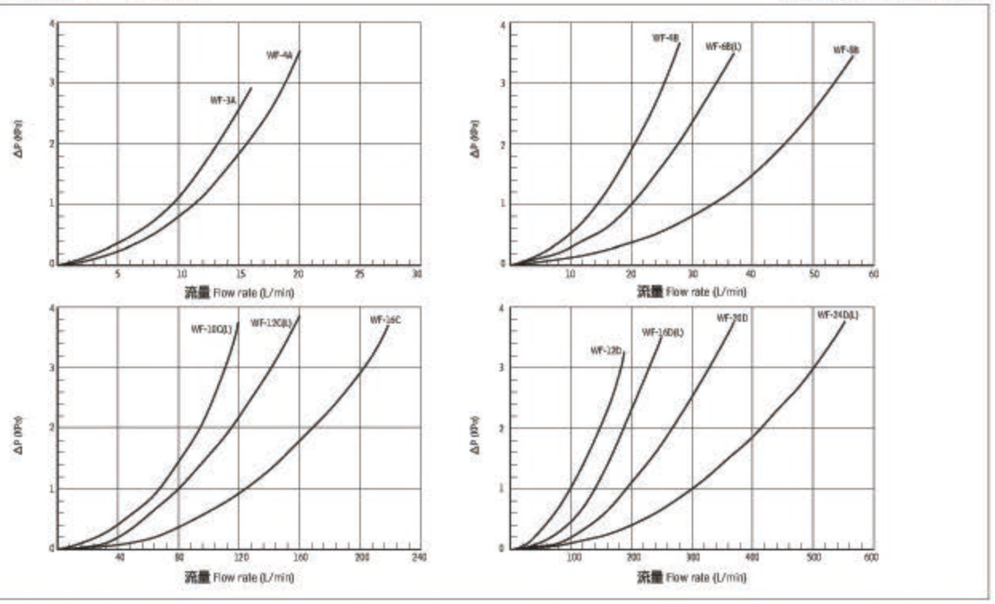

新乡市利菲尔特滤器有限公司 XINXIANG LIFEIERTE FILTER CO.,LTD. LEFILTER® 中国·利菲尔特

WU，XU系列吸油过滤器
WU, XU SUCTION FILTER SERIES

(一) 简介

该过滤器属于粗过滤器，一般安装在油泵的吸油口处，用以保护油泵避免吸入较大的机械杂质。该过滤器结构简单，通油能力大阻力小，并设有管式、法兰式连接，分网式、线隙式两种。

INTRODUCTION

This kind of filter is rough filter and can be installed at the inlet of the pump and can protect the pump not to in breathe the bigger impurity. The filter is simple designed. It's easy to let oil go through and it has small resistance. It also has threaded connection and flanged connection. This kind of filter can be divided into wire mesh filter and notched wire filter.

(二) 型号说明 MODEL CODE

□□·□-□×□□-J

- WU:网式过滤器 Wire mesh filter
  XU: 线隙式过滤器 Notched wire filter
- I: 带旁通阀 With by-pass valve
  省略：不带旁通阀 Omit if without by-pass valve
- BH: 介质为水一乙二醇 Water-glycol
  省略：一般液压油 Omit is use hydraulic oil
- 吸油口用 Suction code
- 省略：管式 None: thread
  F：法兰式 Flange
- 过滤精度(μm) Filtration accuracy
- 公称流量(L/min)Flow rate

(三) 技术参数 TECHNICAL DATA

1、WU网式与线隙式 Wire mesh and Notched wire

型号 Model	通径 Dia. (mm)	公称流量 Flow rate (L/min)	原始压力损失 Initial ΔP (MPa)	过滤精度 Filtr. (μm)	旁通阀开启压力 By-pass valve setting (MPa)	连接方式 Connecting
WU-16×*-J	12	16	≤0.01	80	0.02	管式 Thread
WU-25×*-J	15	25				
WU-40×*-J	20	40				
WU-63×*-J	25	63				
WU-100×*-J	32	100		100		
WU-160×*-J	40	160				
WU-225×*G-J	50	225				
WU-250×*F-J	50	250		180 (仅WU)		法兰式 Flange
WU-400×*F-J	65	400				
WU-630×*F-J	80	630				
WU-800×*G-J	63	800				管式 Thread
WU-1000×*G-J	76	1000				

注：* 为过滤精度，若使用介质为水一乙二醇，带旁通阀，公称流量100L/min，过滤精度80 μm，则过滤器型号为：

WUI · BH－100×*－J

XUI · BH－100×*－J

Note:*is filtration accuracy, If the medium is water-glycol, flow rate is 100L/min,filtration accuracy is 80 μm, with by-valve, the model of this filter is

WUI · BH－100×*－J

XUI · BH－100×*－J

(四) 连接尺寸 MOUNTING SIZE

1、WU系列(网式) Wire mesh

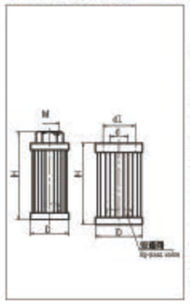

型号 Model	尺寸 Size (mm) H	D	M(d)	d1
WU-16×*-J	84	φ35	M18×1.5	
WU-25×*-J	104	φ43	M22×1.5	
WU-40×*-J	124		M27×2	
WU-63×*-J	103	φ70	M33×2	
WU-100×*-J	153		M42×2	
WU-160×*-J	200	φ82	M48×2	
WU-225×*G-J	165	φ150	G2	
WU-250×*F-J	182	φ88	φ50	φ74
WU-400×*F-J	229	φ105	φ65	φ93
WU-630×*F-J	281	φ118	φ80	φ104
WU-800×*G-J	340	φ150	G2 1/2	
WU-1000×*G-J	430	φ150	G3	

2、XU系列(线隙式) Notched wire

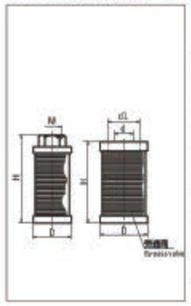

型号 Model	尺寸 Size (mm) H	D	M(d)	d1
XU-6×*-J	73	φ56	M18×1.5	
XU-10×*-J	104			
XU-16×*-J	158			
XU-25×*-J	125	φ75	M22×1.5	
XU-40×*-J	198		M27×2	
XU-63×*-J	186	φ99	M33×2	
XU-100×*-J	288		M42×2	
XU-160×*-J	368	φ118	M48×2	
XU-250×*F-J	422	φ162	φ50	φ74
XU-400×*F-J	491	φ222	φ65	φ93
XU-630×*F-J	659	φ252	φ80	φ104

3、连接法兰，请用户参照下列尺寸加工 Please manufacture the connecting flange as follows

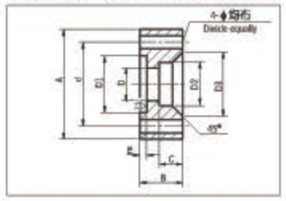

型号 Model	尺寸 Size (mm) A	B	C	D	D1	D2	D3	d	E	4-φ	法兰用O形圈 O ring for flange	法兰用螺钉(4只) Screw for flange
WU－250×*F－J	φ86	15	9	φ50	φ60	φ54	φ60	φ74	2.4	6.7	φ60×3.1	M6×25
XU－250×*F－J												
WU－400×*F－J	φ105			φ65	φ75	φ70	φ76	φ93			φ75×3.1	
XU－400×*F－J												
WU－630×*F－J	φ118			φ80	φ90	φ85	φ91	φ104			φ90×3.1	
XU－630×*F－J												

RF系列直回式回油过滤器

RF TANK MOUNTED RETURN FILTER SERIES

(一) 简介

本过滤器用于液压系统回油精过滤，滤除液压系统中元件磨损产生的金属颗粒以及密封件的橡胶杂质等污染物，使流回油箱的油保持清洁。

1、本过滤器可直接安装在油箱盖板上，也可以用管子安装。

2、设有滤芯污染堵塞发讯器，及旁通阀，提高液压交流的可靠性，当滤芯被污染物堵塞或系统液温过低，流量脉动等因素造成进油压力为0.35MPa时，发讯器便发出讯号指示，应及时更换滤芯或提高温度，如此时不能马上停机处理这些故障时，设在滤芯上的旁通阀会自动开启(开启压力为0.4MPa)

3、滤芯采用玻璃纤维材质，具有过滤精度高，通油能力大，原始压力损失小，纳污量大等优点，其过滤精度以绝对过滤精度标定,过滤比β3、5、10、20≥200过滤效率 n≥99.5%符合ISO标准。

INTRODUCTION

This kind of filter is used in the hydraulic system for fine filtration. The filter can filter metal impurity, rubber impurity or other contamination, and keep the tank clean. This filter can be installed on the top of the cover directly or installed with pipe. It has indicator and by-pass valve. When the dirt accumulate in the filter element or the temperature of the system is too low, and the oil inlet pressure reaches 0.35MPa,the indicator will give signals showing that the filter element should be cleaned, changed or rise the temperature. If no service is done and as the pressure reaches to 0.4MPa,the by-pass valve will open. The filter element is made of glass fiber;so it has high filtration accuracy, low initial pressure loss, high dirt-holding capacity and so on. Filter radio β3，5，10，20>200, filterefficiency n≥99.5%, and fit the ISO standard.

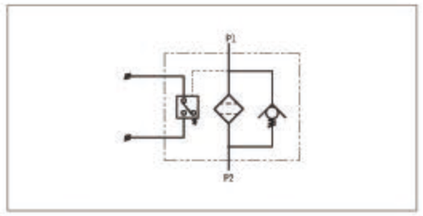

(二) 型号说明 MODEL CODE

RF·□-□×□□-□

- 直回式回油过滤器 Tank mounted return filter series
- BH: 介质为水一乙二醇 Water-glycol
- 省略：介质为一般液压油 Omit if use hydraulic oil
- 公称流量(L/min) Flow rate
- 过滤精度(μm) Filtration accuracy
- L: 为螺纹连接 Threaded connection
- F: 为法兰连接 Flanged connection
- 省略不带发讯器 Omit without indicator
- Y: 带CYB-I型发讯器≤DC24V With CYB-I indicator
- C: 带CY-II型发讯器≤220V With CY-II indicator

(三) 技术参数 TECHNICAL DATA

型号 Model	公称流量 Flow rate (L/min)	过滤精度 Filtr. (μm)	通径 Dia. (mm)	公称压力 Press (MPa)	压力损失 Initial ΔP (MPa) Initial	压力损失 Initial ΔP (MPa) Max.	发讯装置 Indicator (V)	发讯装置 Indicator (A)	重量 Weight (kg)	滤芯型号 Model of element
RF-60×*Y/C	60	1 3 5 10 20 30	20	1	≤0.07	0.35	12 24 36 220	2.5 2 1.5 0.25	0.4	LH0060R* BN/HC
RF-110×*Y/C	110								0.9	LH0110R* BN/HC
RF-160×*Y/C	160		40						1.1	LH0160R* BN/HC
RF-240×*Y/C	240								1.8	LH0240R* BN/HC
RF-330×*Y/C	330		50						2.3	LH0330R* BN/HC
RF-500×*Y/C	500								3.2	LH0500R* BN/HC
RF-660×*Y/C	660		80						4.1	LH0660R* BN/HC
RF-850×*Y/C	850								13	LH0850R* BN/HC
RF-950×*Y/C	950		90						20	LH0950R* BN/HC
RF-1300×*Y/C	1300		100						41.5	LH1300R* BN/HC

注：*为过滤精度，若使用介质为水一乙二醇，公称流量160L/min，过滤精度10μm，带CYB-I型发讯器，则过滤器型号为RF·BH-160×10Y，滤芯型号为LH0160R010BN/HC。

Note:*is filtration accuracy, If the medium is water-glycol, flow rate is 160L/min,filtration accuracy is 10 μm, with CYB-I indicator, the model of this filter isRF·BH-160×80Y, the model of element isLH0160R010BN/HC.

(四) 连接尺寸 MOUNTING SIZE

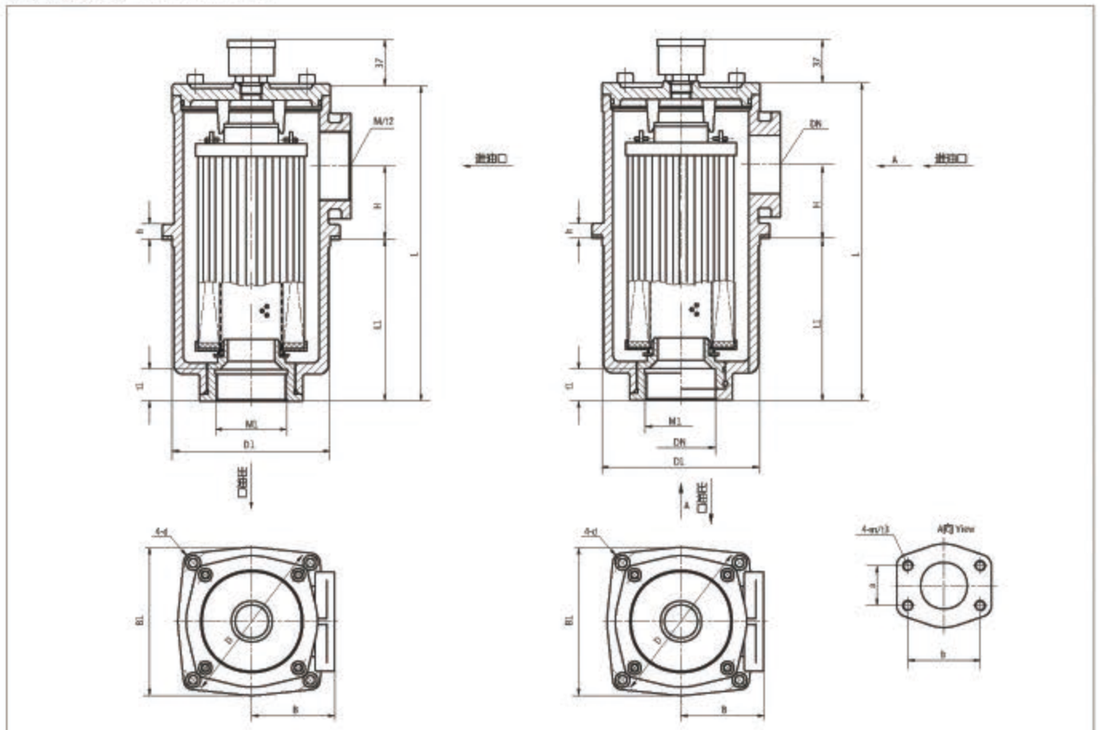

型号 Model	R寸 Size (mm) B1	L	L1	h	D1	H	D	d	M	t2	B	M1	t1	n	t3	a	b	DN
RF-60×*L-Y/C	90	166	92	11	φ80	34	φ100	φ5.5	M27×2	16	48	M27×2	16					
RF-110×*L-Y/C		233	159						M33×2			M33×2						
RF-160×*L-Y/C	120	209	120	11	φ106	40	φ135	φ7	M48×2	20	66	M48×2	20					
RF-240×*L-Y/C		268	179						M48×2			M48×2						
RF-330×*L-Y/C	152	271	138	13	φ135	63	φ170	φ9	M60×2	27	85	M60×2	27	M12	23	42.9	77.8	φ50
RF-330×*F-Y/C												M60×2						
RF-500×*F-Y/C		351	218															
RF-660×*F-Y/C	196	411	243	13	φ175	83	φ220	φ13.5			110			M16	22	61.9	106.4	φ80
RF-850×*F-Y/C		492	324															
RF-950×*F-Y/C	255	449	251	14	φ208	93	φ290	φ17.5			135				22	69.9	120.7	φ90
RF-1300×*F-Y/C		573	332			123					145					77.8	130.2	φ100

注：用户若需英制接口螺纹，请在型号后注上英制螺纹的尺寸。

(五) 滤芯压差流量曲线 ELEMENT PRESSURE DROP(ΔP)AGAINST FLOW CURVES

滤芯 LH-*R-*BN/HC（由试验测得数据）

Q-ΔP 曲线 油液粘度 Viscosity 30CST

RFA 系列微型直回式回油过滤器

RFA TANK MOUNTED MINI-TYPE RETURN FILTER SERIES

(一)简介

本过滤器用于液压系统回油精过滤，滤除液压系统中元件磨损产生的金属颗粒以及密封件的橡胶杂质等污染物，使流回油箱的油液保持清洁。

本过滤器安装在油箱顶部，筒体部分浸入油箱内，并设置旁通阀、扩散器、滤芯污染堵塞发讯器等装置。具有结构紧凑、安装方便、通油能力大、压力损失小、更换滤芯方便等特点。

(二)性能与特点

1.安装连接方便，简化系统管路

本过滤器直接安装在油箱盖板上，过滤器滤头露在油箱外，回油筒体浸入油箱内，进油口设有管式与法兰式连接，从而简化了系统管路，使系统布置较为紧凑，安装连接更方便。

2.设置滤芯污染发讯器，油路旁通阀，提高液压系统的可靠性：

当滤芯被污染物堵塞或系统液温过低，流量脉动等因素造成进油压力为0.35MPa时，发讯装置便发出讯号指示。应及时更换滤芯或提高油液温度。如此时不能马上停机处理这些故障时，设在滤芯下部的旁通阀自动开启工作(旁通阀开启压力为0.4MPa)，以保护过滤器及液压系统正常工作。

3.设计采用直回滤油，使更换滤芯或向油箱加油非常方便：

只需旋开过滤器滤盖(清洗盖)即可更换滤芯或向油箱加油，并在滤头设有2只M18×1.5油口，可在任何一方安装发讯器或系统中少量油液回流油箱过滤之用。

4.具有液流扩散器

扩散器设置在回油筒体底部，能使回油的介质平稳地流入油箱内，不易产生气泡，从而减少空气重新进入，并减弱已沉积的污染物骚动。

5.滤芯采用玻璃纤维过滤材质

具有过滤精度高，通油能力大，原始压力损失小，纳污量大等优点。其过滤精度以绝对过滤精度标定，过滤比β3、5、10、20≥200，过滤效率n≥99.5%，符合ISO标准。

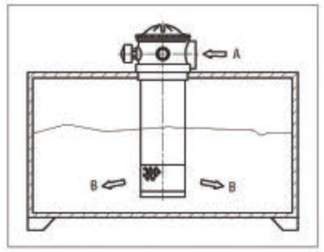

INTRODUCTION

This kind of filter can be used in hydraulic system for fine filtration. It can be installed on the cover of the tank. The filter head should be out of the tank and the filter bowl should immerse in the oil. The inlet port has t-hreaded and flanged connections. The filter has indicator and by pass valve. When the dirt accumulates in the filter element or the temperature of the system is too low, and the oil inlet pressure reaches 0.35MPa, the indicator will give signals showing that the filter element should be cleaned, changed or raise the temperature. If no service is done and as the pressure reaches to 0.4MPa, the by pass valve will open automatically to keep t-he hydraulic system safe. It is easy to change filter element and to inject the oil to the tank: open the filter co-ver, the filter element could be changed or the oil can be injected into tank. Two oil ports at filter head which a-re M18X1.5, the indicator can be installed at any part and they can filter some oil which may return to the tank. The filter has fluid diffuse. The fluid diffuser is at bottom of the filter and can help the medium flow stably to t-he tank and avoid the air reentering. The filter element is made of glass fiber, so it has high filtration accuracy, low initial pressure loss, high dirt-holding capacity and so on. Filter radio β 3, 5, 10, 20≥200, filter efficiency n≥99.5%, and fit the ISO standard.

(三) 安装方法及型号说明 MOUNTING & MODEL CODE

RFA · □ – □ × □ □ – □

- 微型直回式回油过滤器 Tank mounted mini-type return filter series
- BH: 介质为水—乙二醇 Water-glycol
  省略：介质为一般液压油 Omit if use hydraulic oil
- 公称流量 Flow rate(L/min)
- 过滤精度 Filtration accuracy(μm)
- Y: 带CYB-I型发讯器≤DC24V With CYB-I indicator
  C: 带CY-II型发讯器≤220V With CY-II indicator
  省略不带发讯器 Omit if without indicator
- L: 出油口为螺纹连接 Threaded connection
  F: 出油口为法兰连接 Flanged connection

(四) 技术参数 TECHNICAL DATA

型号 Model	公称流量 Flow rate (L/min)	过滤精度 Filtr. (μm)	通径 Dia. (mm)	公称压力 Press (MPa)	压力损失 Initial ΔP (MPa) Initial	压力损失 Initial ΔP (MPa) Max.	发讯装置 Indicator (V)	发讯装置 Indicator (A)	重量 Weight (Kg)	滤芯型号 Model of element
RFA – 25 × *L – C Y	25	1 3 5 10 20 30	15	1.6	≤0.075	0.35	12	2.5	0.85	FAX – 25 × *
RFA – 40 × *L – C Y	40		20						0.9	FAX – 40 × *
RFA – 63 × *L – C Y	63		25				24	2	1.5	FAX – 63 × *
RFA – 100 × *L – C Y	100		32						1.7	FAX – 100 × *
RFA – 160 × *L – C Y	160		40				36	1.5	2.7	FAX – 160 × *
RFA – 250 × *F – C Y	250		50						4.35	FAX – 250 × *
RFA – 400 × *F – C Y	400		65				220	0.25	6.15	FAX – 400 × *
RFA – 630 × *F – C Y	630		90						8.2	FAX – 630 × *
RFA – 800 × *F – C Y	800		90						8.9	FAX – 800 × *
RFA – 1000 × *F – C Y	1000		90						9.96	FAX – 1000 × *

注：*为过滤精度，若使用介质为水—乙二醇，公称流量63L/min，过滤精度10μm，带CYB-I型发讯器，则过滤器型号为RFA · BH-63×10Y，滤芯型号为FAX · BH-63×80。

Note:*is filtration accuracy, If the medium is water-glycol, flow rate is 63L/min, filtration accuracy is 10 μm, with CYB-I indicator, the model of this filter is RFA · BH-63×10Y, the model of element is IX · BH-63×80.

(五) 连接尺寸 MOUNTING SIZE

1、管式(进油口螺纹连接) Threaded connection

2、法兰式(进油口法兰连接) Flanged Connection

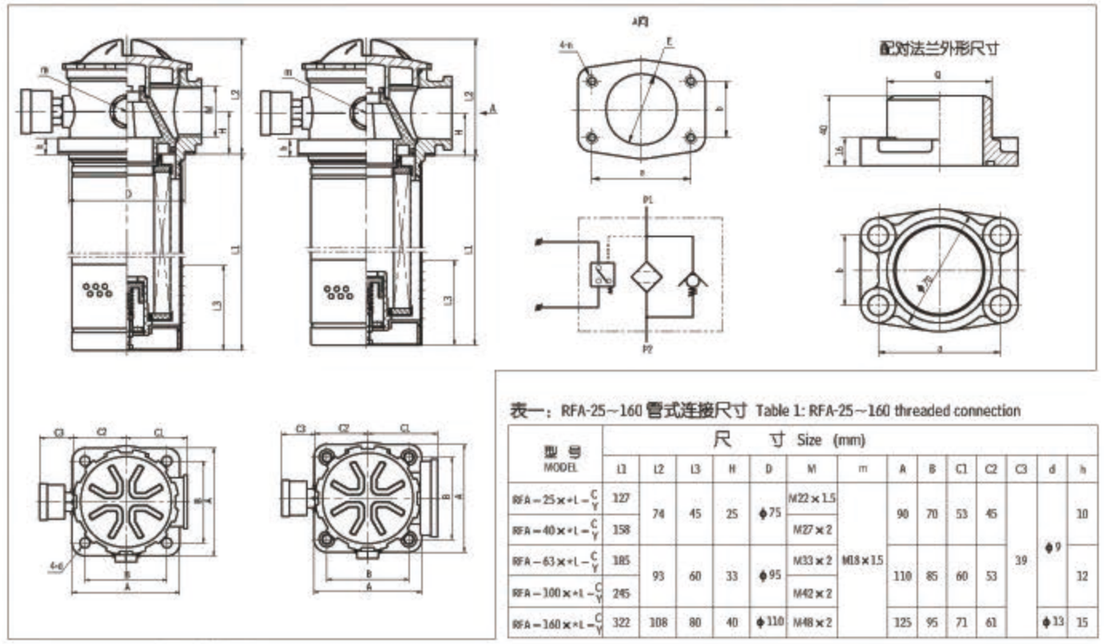

表一：RFA-25～160 管式连接尺寸 Table 1: RFA-25～160 threaded connection

型号 MODEL	尺寸 Size (mm) L1	L2	L3	H	D	M	m	A	B	C1	C2	C3	d	h
RFA – 25 × *L – C Y	127	74	45	25	φ75	M22 × 1.5	M18 × 1.5	90	70	53	45	39	φ9	10
RFA – 40 × *L – C Y	158					M27 × 2								
RFA – 63 × *L – C Y	185	93	60	33	φ95	M33 × 2		110	85	60	53			12
RFA – 100 × *L – C Y	245					M42 × 2								
RFA – 160 × *L – C Y	322	108	80	40	φ110	M48 × 2		125	95	71	61		φ13	15

表二：RFA-250～800 法兰式连接尺寸 Table 2: RFA-250～800 flanged connection

型号 MODEL	尺寸 Size (mm) L1	L2	L3	H	D	E	m	a	b	n	A	B	C1	C2	C3	d	Q	h
RFA – 250 × *F – C Y	422	108	80	40	φ110	φ50	M18 × 1.5	70	40	M10	125	95	81	61	39	φ13	60	15
RFA – 400 × *F – C Y	467	135	100	55	φ130	φ65		90	50		140	110	90	68			73	15
RFA – 630 × *F – C Y	494	175	118	70	φ160	φ90		120	70		170	140	110	85			102	18
RFA – 800 × *F – C Y	606																	
RFA – 1000 × *F – C Y	786																	

注：1)本产品所需的进油口法兰盘，安装连接螺栓及密封圈等配件均和本产品配套提供，用户只需准备好φQ的管子焊上即可。

2)2-m为M18×1.5螺孔，可在任何一面安装发讯器或作小回油孔之用，并配装丝堵。

Note: The inlet flange, seal, screw of this series will be supplied by our plant. The customer only need weld steel tube φQ。

(六) 滤芯压差流量曲线 ELEMENT PRESSURE DROP(ΔP)AGAINST FLOW CURVES

滤芯 FAX-* × *（由试验测得数据）

Q- Δ P 曲线 油液粘度 Viscosity3 0CST

RFB 系列直回自封式磁性回油过滤器

RFB WITH CHECK VALVE MAGNETIC RETURN FILTER SERIES

(一) 简介

RFB 系列直回自封式磁性回油过滤器用于液压系统回油精过滤，滤除液压系统中由于元件磨损产生的金属颗粒，以及密封件磨损的橡胶杂质等污染物，使流回油箱的油液保持清洁。

(二) 性能与特点

1、本过滤器可直接安装在油箱顶部，侧面或底部，过滤器滤头露于油箱外，筒体部分浸入油箱内，从而简化了系统管路，使系统布置较为紧凑。

2、本过滤器配有永久磁铁，可滤除油液中1微米以上的铁磁性颗粒。

3、具有旁通阀：冷油起动时，因系统液温过低，流量脉动等因素造成过滤器压差过大主机不能工作，以及滤芯被污染物堵塞情况下，滤盖下部并联的旁通阀会自动开启，(开启压力差为0.4MPa)以保护滤芯及系统正常工作。

4、具有止回阀：过滤器置于油箱侧边和底部，在更换滤芯时，油箱内的油液不会流出。

5、设有液流扩散器，与筒体下部组成的液流扩散器能使回油平稳地流入油箱内，不易产生气泡，减少重新进入的空气，减弱已沉积污染物的骚动，且当旁通阀开启时，能起粗过滤作用。

6、具有目测指示和电发讯二合一发讯装置、溢流管、积污盅：
当滤芯逐步堵塞后，可在目测表上观察滤芯堵塞情况，同时还可接电发讯(发讯值为0.35MPa)。在滤芯底部设置溢流管及积污盅，更换滤芯时可随同一起带出，从而避免了污染物重新掉入油箱内的现象。

7、滤芯过滤材质采用玻璃纤维，具有过滤精度高，通油能力大，原始压力损失小，纳污量大等优点，其过滤精度以绝对过滤精度标定过滤比 β3、10、20≥200，符合ISO标准。

8、具有安装连接及更换滤芯方便的特点：进油口为法兰连接，对于滤头与油箱安装法兰，用户可按图表中尺寸在油箱板上设计并加工6只法兰螺孔即可。旋开过滤器顶盖可更换滤芯或向油箱内加油。

9、具有附带回油孔：在过滤器滤头侧面与顶部设有两个小回油孔，可作系统中少量油液回入油箱过滤或向油箱少量加油之用，过滤器装在油箱侧面或底部时，旋开小孔盖又可放除过滤器内含有污染杂物的油液，从而延长滤芯使用寿命，又有利于油液的净化。

INTRODUCTION

RFB-series filters are used in the return line of hydraulic systems. They can be installed on the top. at the side or in the bottom of tanks. Every filter is equiped with a permanent magnet to remove ferrous matters in the oil. Filter element is made of non-woven fibre with high efficiency and low restriction. A diffuser is fitted in the lower part of the filter, ensuring steady oil flow into the tank. There is a check valve in the filter to prevent oil flowing out from the tank when filter element is changed.

The differential pressure indicator will signal when the pressure drop across filter element attains 0.35MPa and the by-pass valve opens at 0.4MPa.

(三) 安装简图及型号说明

MOUNTING GUIDE & MODEL CODE

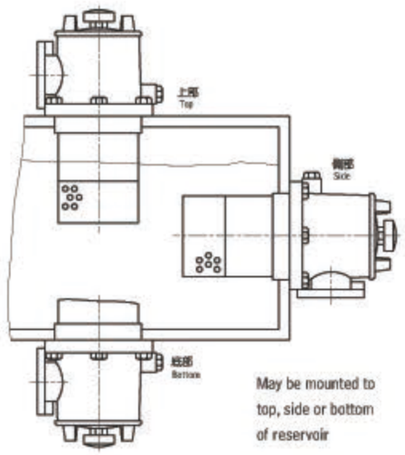

RFB · □ – □ × □ – □ □

- Y: 带CYB-I型发讯器≤DC24V
  With CYB-I indicator
  C: 带CY-II型发讯器≤220V
  With CY-II indicator
  省略：不带发讯器
  Omit if without indicator
- 省略：无接管(Y为0)
  Omit if without connecting tube
  Y: 用户所需接管尺寸
  Size Y of connecting tube as requested
- 过滤精度(μm) Filtration accuracy
- 公称流量(L/min) Flow rate
- BH: 介质为水—乙二醇
  Water-glycol
  省略：介质为一般液压油
  Omit if use hydraulic oil
- 直回自封式磁性回油过滤器
  Check valve magnetic return filter

新乡市利菲尔特滤器有限公司 XINXIANG LIFEIERTE FILTER CO.,LTD.
LEFILTER® 中国·利菲尔特

(四) 技术参数 TECHNICAL DATA

型号 Model	公称流量 Flow rate (L/min)	过滤精度 Filtr. (μm)	公称压力 Press (MPa)	压力损失Pressure loss(MPa) Initial	压力损失 Max.	发讯装置 Indicator (V)	发讯装置 (A)	重量 Weight (Kg)	滤芯型号 Model of element
RFB – 25 × * C Y	25	1 3 5 10 20 30	1.6	≤0.075	0.35	12 24 63 220	2.5 2 1.5 0.25	4.6	FBX – 25 × *
RFB – 40 × * C Y	40							4.8	FBX – 40 × *
RFB – 63 × * C Y	63							5.3	FBX – 63 × *
RFB – 100 × * C Y	100							6	FBX – 100 × *
RFB – 160 × * C Y	160							6.7	FBX – 160 × *
RFB – 250 × * C Y	250							12.3	FBX – 250 × *
RFB – 400 × * C Y	400							14.7	FBX – 400 × *
RFB – 630 × * C Y	630							17.3	FBX – 630 × *
RFB – 800 × * C Y	800							18.6	FBX – 800 × *
RFB – 1000 × * C Y	1000							21.3	FBX – 1000 × *
RFB – 1300 × * C Y	1300								FBX – 1300 × *

注：*为过滤精度，若使用介质为水—乙二醇，公称流量160L/min，过滤精度10μm，带CYB-I型发讯器，则过滤器型号为RFB · BH-160 × 10Y，滤芯型号为 FBX · BH-160 × 10。

Note:*is filtration accuracy, If the medium is water-glycol,flow rate is 160L/min,filtration accuracy is 10 μm, with CYB-I indicator, the model of this filter isRFB · BH-160 × 10Y, the model of element is FBX · BH-160 × 10.

(五) 连接尺寸 MOUNTING SIZE

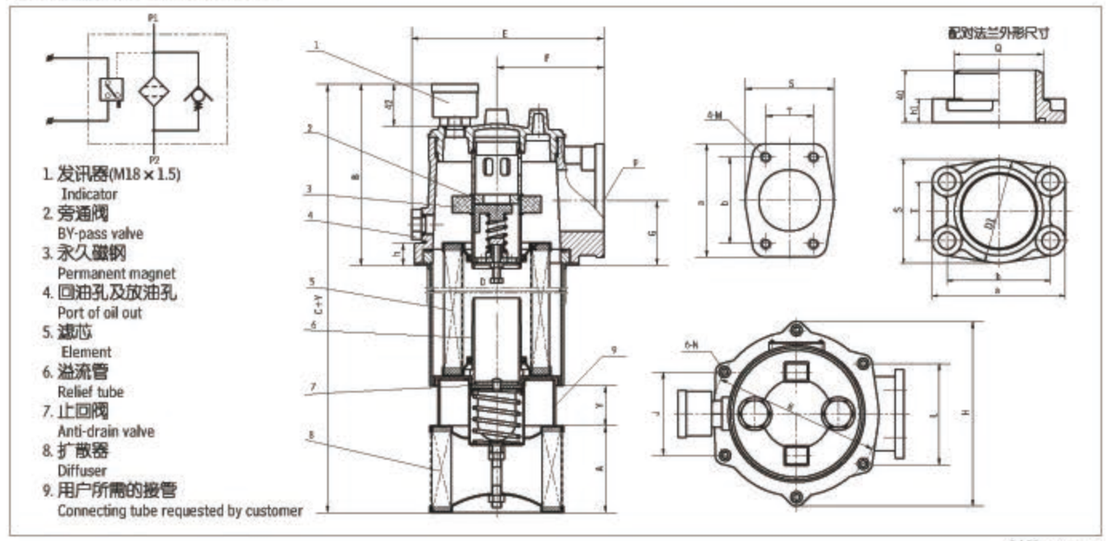

单位 Unit: mm

型号 Model	A	B	C	D	E	F	G	H	J	K	L	N	P	M	a	b	S	T	Q	h
RFB – 25 × * C Y	78	167	348	φ124	175	96.5	58	168	75	φ150	90	φ7	φ55	M10	102	78	80	43	60	20
RFB – 40 × * C Y			374																	
RFB – 63 × * C Y			411																	
RFB – 100 × * C Y			473																	
RFB – 160 × * C Y			548																	
RFB – 250 × * C Y	120	210	558	φ186	250	132	74	245	112	φ225	132	φ9	φ80	M12	140	106	110	62	90	22
RFB – 400 × * C Y			708																	
RFB – 630 × * C Y			877																	
RFB – 800 × * C Y			948																	
RFB – 1000 × * C Y			1114																	
RFB – 1300 × * C Y			1454																	

注：进油口连接法兰由我公司提供，用户只需准备好φQ尺寸管子焊上即可。

Note: The inlet flange will be supplied by our plant., the customer only need welding steel tube Q

磁性回油过滤器系列
MAGNETIC RETURN FILTER SERIES

磁性回油过滤器是我公司参考国外先进技术资料及广大用户的具体要求而特殊设计的新产品，这些过滤器仅一小部分的滤头连接部分露在油箱外，其余大部分都在油箱内部，从而简化了系统管路，安装方便，系统排列紧凑美观。在结构上我们改进了原来管路回油过滤器的庞大结构，考虑到液压系统内产生量多的还是铁磁性污染物，所以在回油精过滤前，先经强磁铁进行磁性过滤，然后再经二级精密过滤。

这种过滤器设有滤芯污染堵塞发讯器和油路旁通阀，当回油压力达到0.35MPa时，发讯器发出开关信号或报警，还可直接从发讯器的表盘上读出回油压力值，以提示操作人员及时更换滤芯，保证系统油液的清洁度。更换滤芯只需旋开过滤器端盖即可。当回油压力上升至0.4MPa时，过滤器内的旁通阀便自动闭荷，以避免回油压力过高造成整个系统工作性能不良。

INTRODUCTION

The WY & GP Series return filters are installed on the top of the tank. There are magnets in the filter. So megnetic contaminants can be removed from oil. The element is made of fine fibre media with high efficiency. lower pressure drop and long life. Differencial Pressure indicator will signal when the pressure drop across the element reaches 0.35MPa and by-pass valve will automatically open at 0.4MPa. Element is easy to be replaced from filter.

(一) WY及GP系列磁性回油过滤器
WY & GP MAGNETIC RETURN LINE FILTER SERIES

1、型号说明 MODEL CODE

□·□-A□×□Q_2 □

- WY、GP: 磁性回油过滤器 Magnetic return filter
- BH: 介质为水一乙二醇 Water-glycol
- 省略：介质为一般液压油 Omit if use Hydraulic oil
- 压力等级 Pressure class: 1.6MPa
- 公称流量(L/min) Flow rate
- 过滤精度(μm) Filtration accuracy
- 化纤过滤材料 Fibre filter media
- Y: 带CYB-I型发讯器≤DC24V With CYB-I indicator
- C: 带CY-II型发讯器≤220V With CY-II indicator
- 省略：不带发讯器 Omit if without indicator

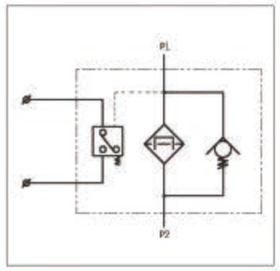

2、技术参数 TECHNICAL DATA

型号 Model	公称流量 Flow rate (L/min)	公称压力 Press. (MPa)	过滤精度 Filtr. (μm)	旁通阀开启压力 By-pass setting (MPa)	永久磁钢表面积(cm²) Magnet area	尺寸 Size (mm) H	h	a	b	c	d	e	f	g	k	r	重量 Weight (Kg)	滤芯型号 Model of element
GP-A300×*$Q_2^C_Y$	300	1.6	3	0.3	170	300	278	160	55	125	88.9	50.8	75	265	290	140	60	9	GP300×*Q_2
GP-A400×*$Q_2^C_Y$	400					380	358											9.7	GP400×*Q_2
GP-A500×*$Q_2^C_Y$	500					570	548											11.5	GP500×*Q_2
GP-A600×*$Q_2^C_Y$	600		5			590	568											11.8	GP600×*Q_2
WY-A300×*Q_{2Y}^C	300		10			300												12	WY300×*Q_2
WY-A400×*Q_{2Y}^C	400		20			410												13	WY400×*Q_2
WY-A500×*Q_{2Y}^C	500		30			500												13.8	WY500×*Q_2
WY-A600×*Q_{2Y}^C	600					550												15.7	WY600×*Q_2
WY-A700×*Q_{2Y}^C	700					610												16.5	WY700×*Q_2
WY-A800×*Q_{2Y}^C	800					716	136	50	116	90	50	50	283	310	183	50			WY800×*Q_2

注：*为过滤精度，若使用介质为水一乙二醇，公称流量400L/min，过滤精度10μm，带CYB-I型发讯器，则过滤器型号为GP·BH-A400×10Q_2Y；WY·BH-A400×10Q_2Y；滤芯型号为：GP·BH400×10Q_2；WY·BH-A400×10Q_2；

Note: *is filtration accuracy, If the medium is water-glycol, flow rate is 400L/min,filtration accuracy is 10μm, with CYB-I indicator, the model of this filter is GP·BH-A400×10Q_2Y; WY·BH-A400×10Q_2Y; the model of element is GP·BH400×10Q_2; WY·BH-A400×10Q_2;

3. 连接尺寸 MOUNTING SIZE
GP系列 SERIES

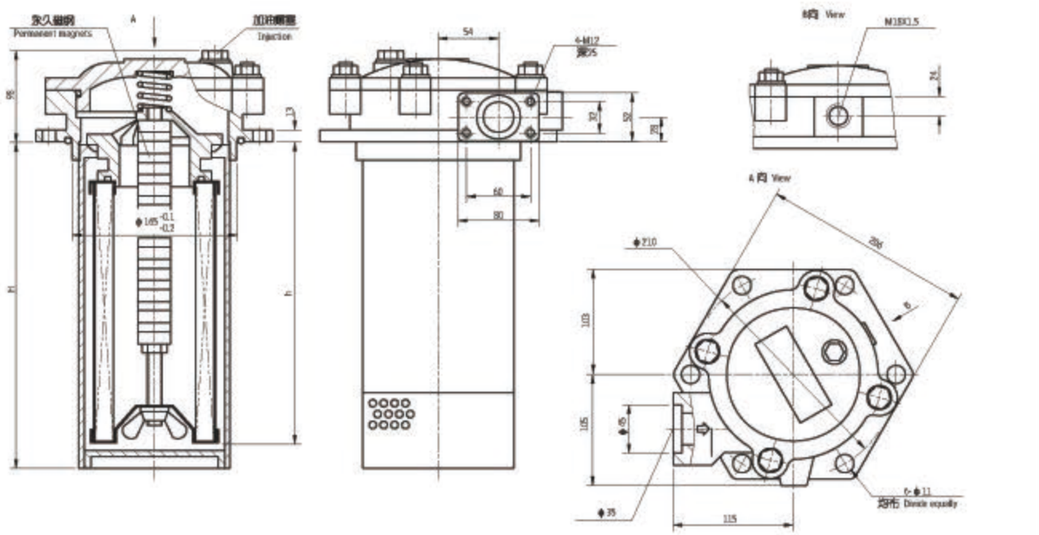

WY系列 SERIES

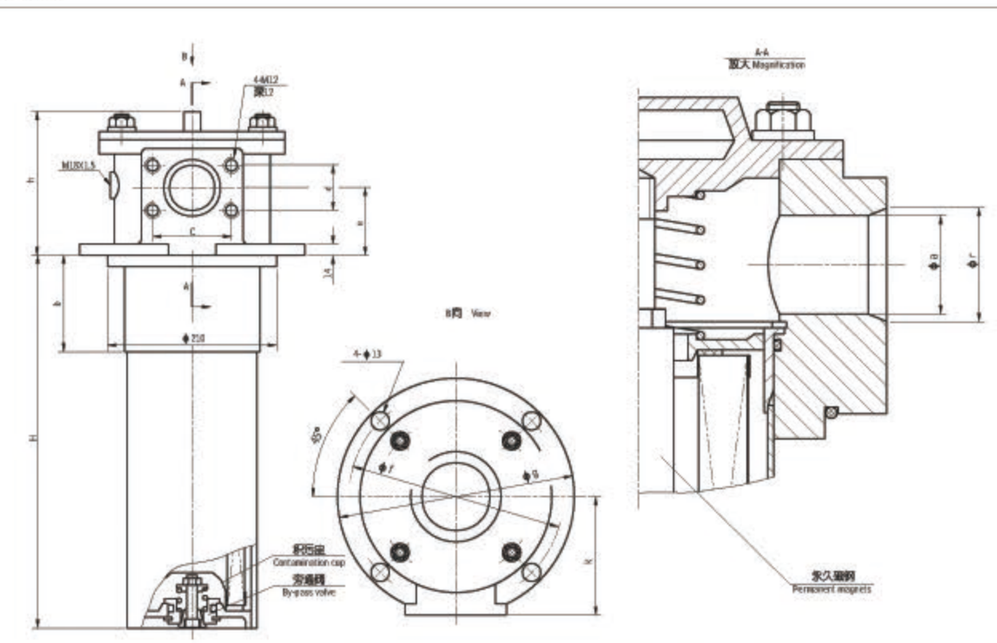

(二) LXZS自封式磁性回油过滤器

LXZS WITH CHECK VALVE MAGNETIC RETURN FILTER

1、性能用途：

本过滤器除具有磁性回油过滤器性能与特点外，还可直接安装在油箱上部，侧边或底部，因该过滤器设有自封阀，当更换、清洗滤芯或维修系统时，只要旋开过滤器端盖，自封阀就会自动关闭来隔绝油路，使油箱内油液不向外流，使清洗、更换滤芯或维修系统变得非常方便。

INTRODUCTION

LXZS series return filter can be fitted on the top, at the side, or in the bottom of the tank. There are magnets in the filter, which can remove the magnetic contaminants from the oil. There is a check valve inside the filter. During replacing element the check valve will close automatically to prevent oil flowing out from the pipe or tank. The differential pressure indicator will signal when the pressure drop across the element reaches 0.35MPa and the by-pass valve will automatically open at 0.4MPa.

2、技术参数：TECHNICAL DATA

a. 额定工作压力： Pressure class: 1.6(MPa)
b. 原始压力损失：Initial ΔP：0.02(MPa)
c. 额定工作流量：Flow rate：160; 400(L/min)
d. 过滤精度：Filtration accuracy：10；20(μm)
e. 磁场强度：Magnetic field strength：≥0.4(T)
f. 旁通阀开启压力：By-pass valve setting：0.4(MPa)
g. 发讯器发讯压力：Indicator：0.35(MPa)
h. 发讯器功率：Indicator power：50W; DC24(V)或orAC220(V)

3、安装方法简图及型号说明：MOUNTING AND MODEL CODE

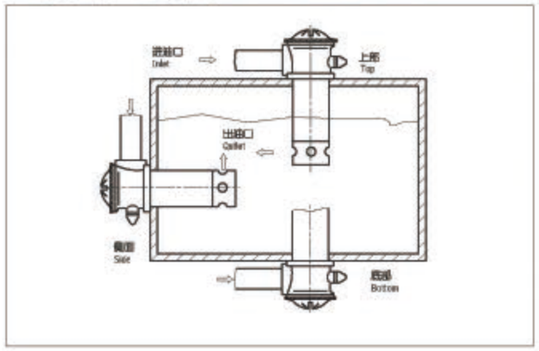

LXZS·□-□×□□-□

- 联接螺纹：G1½(仅用于LXZS-160)
  省略：R1(仅用于LXZS-160)
- Y: 带CYB-I型发讯器≤DC24V
  With CYB-I indicator
  C: 带CY-II型发讯器≤220V
  With CY- II indicator
- 过滤精度 Filtration accuracy(μm)
- 公称流量 Flow rate(L/min)
- BH: 介质为水一乙二醇
  Water-glycol
  省略：介质为一般液压油
  Omit if use Hydraulic oil
- 自封式磁性回油过滤器
  Check valve magnetic return filter

a. LXZS-160

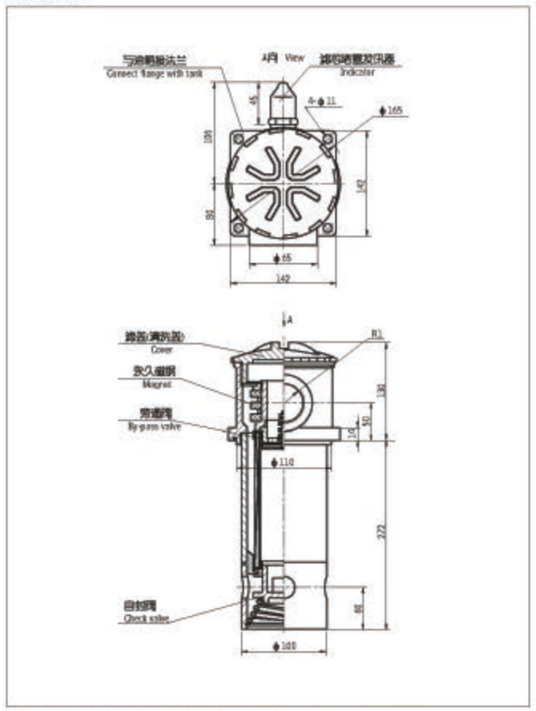

注：可为用户要求的流量设计与制造

Note: we can design and manufacture the special filter as customer requirement

b.LXZS-400

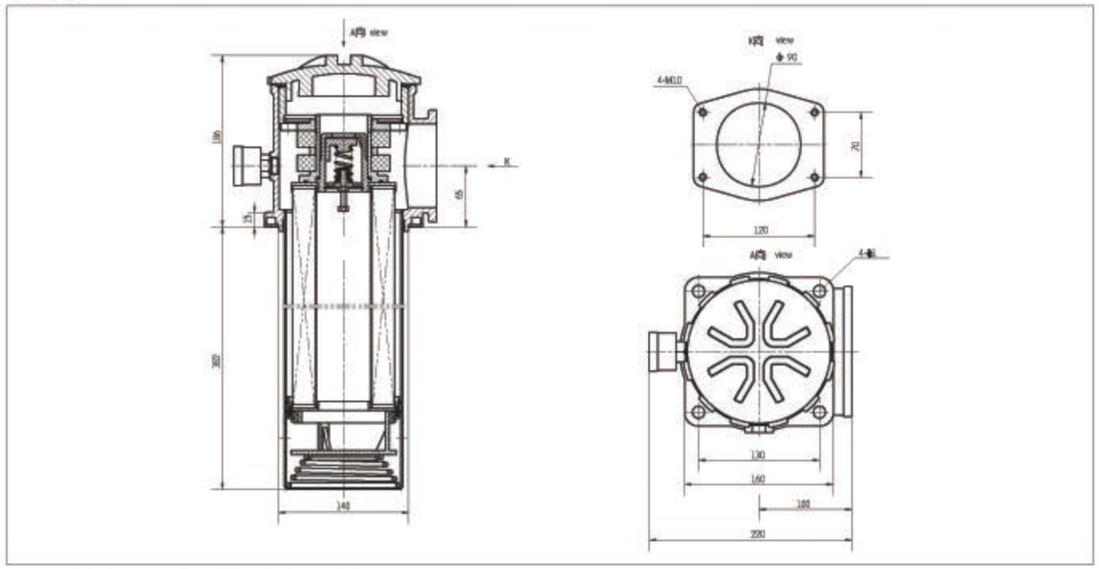

(三) CJS-4 型磁性管路过滤器(用于挖掘机)

CJS-4 MAGNETIC LINE FILTER

1、技术参数：TECHNICAL DATA

a.最大工作压力：Pressure Max: 10 MPa
b.最大流量：Flow rate Max: 30 L/min
c.过滤精度：Filtration accuracy: 10, 20, 30 μm
d.旁通阀开启压力：By-pass valve setting: 0.6MPa
e.滤芯型号：Model of element: LH0030D*BN3HC

2、型号说明 MODEL CODE

CJS-4- 30X□ P

- 省略:不带发讯器 Omit if without indicator
  P:带CS-III(G1/2)型发讯器 with CS-III(G1/2)indicator
- 过滤精度 Filtration accuracy(μm)
- 最大流量 Flow rate Max. (L/min)
- 磁性管路过滤器 Magnetic line filter

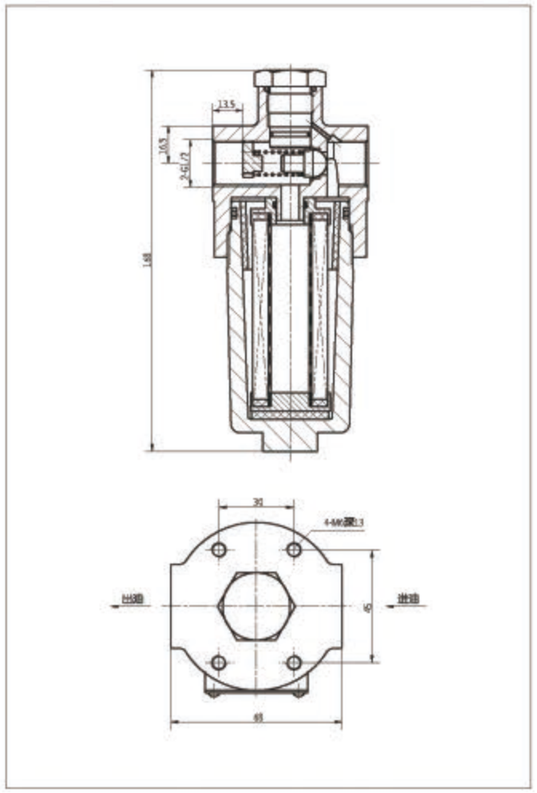

QYL系列回油过滤器
QYL RETURN FILTER SERIES

(一)型号说明 MODEL CODE

QYL – □ × □□□

- 回油过滤器 Return filter
- 公称流量 Flow rate (L/min)
- 过滤精度 Filtration accuracy (μ m)
- Y: 带CYB-I型发讯器 With CYB-I indicator
- C: 带CY-II型发讯器 With CY-II indicator
- P: 带CMS型发讯器 With CMS Indicator (用于160-400 L/min)
- 省略：不带发讯器 Omit if without indicator
- F: 法兰连接 Flanged connection
- 省略: 螺纹连接 Omit if threaded connection

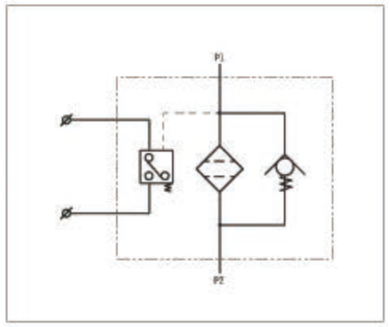

(二)技术参数 TECHNICAL DATA

型 号 Model	滤芯型号 Model of element	公称流量 Flow (L/min)	工作压力 Press. (MPa)	原始压力损失 Initial ΔP (MPa)	过滤精度 Filter. (μ m)	旁通阀开启压力 By-pass setting (MPa)	报警压力 Indicator(MPa)	重量 Weight(Kg)
QYL – 63 × * (Y/C/P)	QYLX – 63 × *Q_2	63	1.0	≤0.1	3 5 10 20 30	0.4	0.35	4
QYL – 100 × * (Y/C/P)	QYLX – 100 × *Q_2	100						5
QYL – 160 × * (Y/C/P)	QYLX – 160 × *Q_2	160						6
QYL – 250 × * (Y/C/P)	QYLX – 250 × *Q_2	250						7.2
QYL – 400 × * (Y/C/P)	QYLX – 400 × *Q_2	400						14.2

注：*为过滤精度，若公称流量250L/min，过滤精度10 μ m， 带CYB-I型发讯器，则过滤器型号为QYL – 250 × 10-Y; 滤芯型号为：QYLX-250 × 10Q_{10}。

Note: *is filtration accuracy, If the flow rate is 250L/min, filtration accuracy is 10 μ m, with CYB-I indicator, the model of this filter is QYL-250 × 10-Y; the model of element is QYLX-250 × 10Q_{10}.

(三)安装尺寸 MOUNTING SIZE

QYL-$^{63}_{100}$ ×* 螺纹连接 Threaded Connection

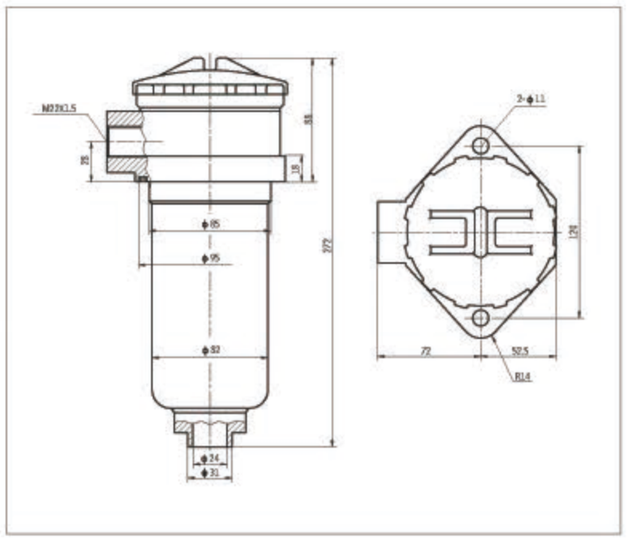

QYL-160~400 × * F 法兰连接 Flanged Connection

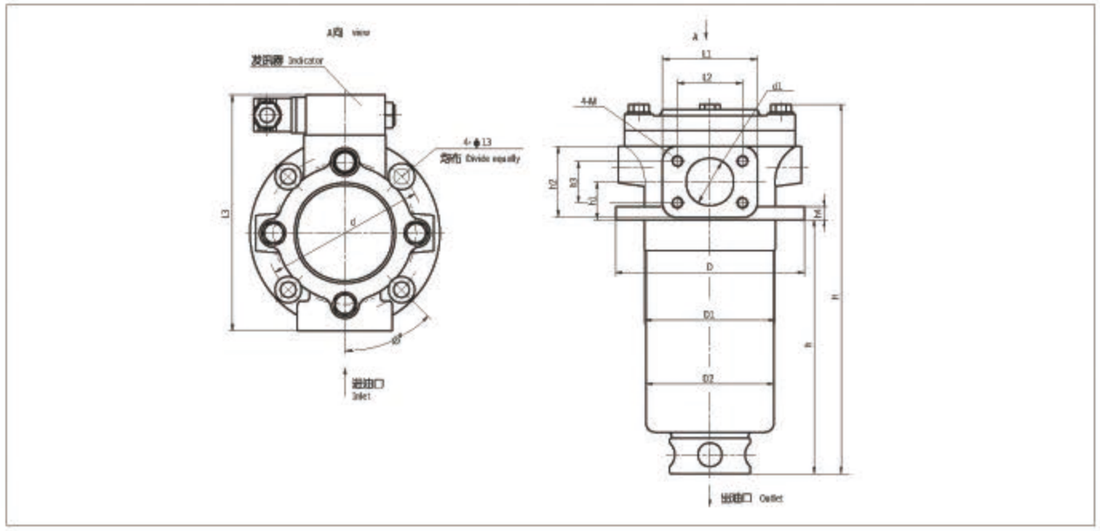

单位Unit:mm

型 号 Model	H	h	h1	h2	h3	L1	L2	D	D1	D2	d	d1	M	L3	h4
QYL – 160 × * F	413	315	32	60	35	80	55	160	110	108	135	40	M10	202	14
QYL – 250 × * F	535	435	36	65	45		60		112			50			
QYL – 400 × * F	602	480	50	85	55	110	80	200	150	145	175	60	M12	241	14

QYL-160~250 × * 螺纹连接 Threaded Connection

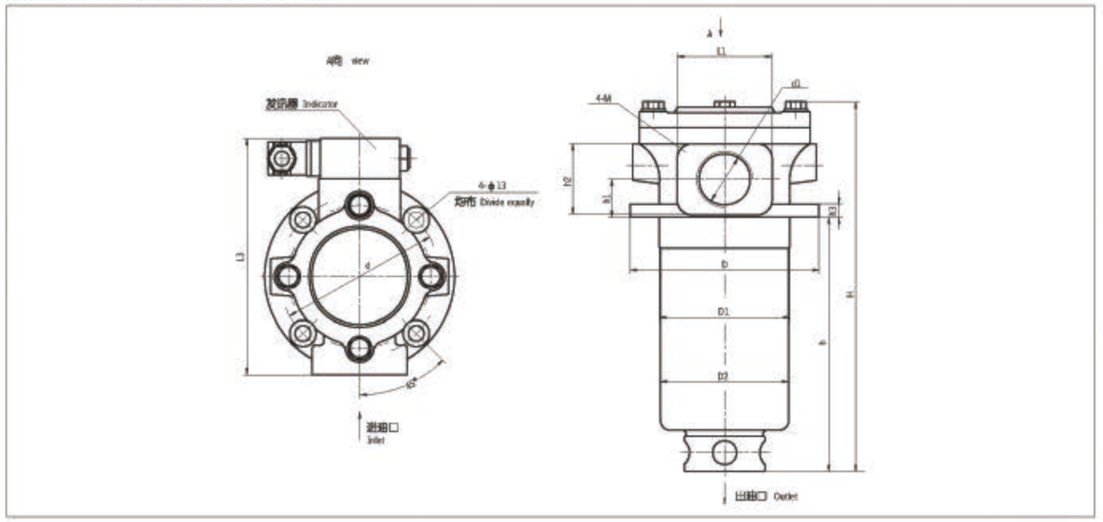

单位Unit: mm

型 号 Model	H	h	h1	h2	L1	D	D1	D2	d	d1	L2	h3
QYL – 160 × *	413	315	32	60	80	160	110	108	135	M48 × 2	202	14
QYL – 250 × *	535	435	36	65			112					

XNL系列箱内回油过滤器
XNL TANK MOUNTED RETURN LINE FILTER SERIES

(一) 简介

XNL系列箱内自封式回油过滤器是我公司开发的又一新系列回油过滤器，装于液压系统回油管处。滤除液压系统中由于元件磨损而产生的金属颗粒以及密封件磨损的橡胶质等污染物，使流回油箱的油液保持清洁。该系列过滤器还具有以下特点：(a)直接安装在油箱内，简化了系统的管路，节省空间，使系统布置更为紧凑。(b)带有自封阀：检修系统时，油箱里的油液不会回流。更换滤芯时，能把滤芯内的污染物一同带出油箱，使油液不会外流。(c)带有旁通阀：当滤芯被污染物堵塞导致压差达0.35MPa时，如不能马上更换滤芯，设在滤芯顶部的旁通阀会自动开启(其压差为0.4MPa)，以保护系统正常工作；(d)带有磁性装置：可滤除回油油液中1μm以上的铁磁性颗粒。

用户选用XNL系列过滤器时，务必要配置压力发讯器，当滤芯被污物堵塞到压差为0.35MPa时，应及时更换滤芯。

INTRODUCTION

The XNL series return line filter is a new type filter. It is used in the return line of hydraulic system to remove all the contaminants and keep the oil cleaning when the oil returns to the tank. This series filter has some features as follow: a) it can be installed on the top of tank; b) The check valve will not let the oil flow out of the tank during maintenance the contaminants inside the element can be taken out when changing the element; c) there is a by-pass valve on the top of element, when the pressure drop across the filter element attains 0.4MPa, the valve will open to protect the hydraulic system safety; d) the permanent magnets inside the filter can filterthe m agnetic particles above 1μm dia. from the oil.

If you chose XNL series filter, the indicator should be equipped. When the pressure drop across the element reaches 0.35MPa, the element must be changed.

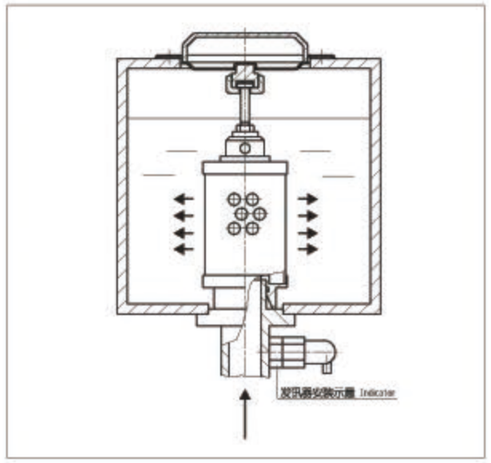

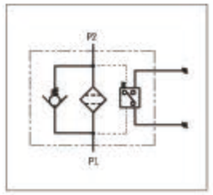

(二)型号说明 ORDERING INFORMATION

XNL · □ – □ × □ – □ – □

箱内回油过滤器
Tank mounted return line filter

BH: 介质为水一乙二醇 Water-glycol
省略：介质为一般液压油
Omit if use hydraulic oil

公称流量 Flow rate (L/min)

过滤精度 Filtration accuracy (μm)

用户自定的安装尺寸 Size:L4
User determines the installed size

Y: 带CYB-I型发讯器≤DC24V With CYB-I indicator
C: 带CY-II型发讯器≤220V With CY-II indicator

(三)技术参数 TECHNICAL DATA

型号 Model	公称流量 Flow rate (L/min)	过滤精度 Filtr. (μm)	通径 Dia. (mm)	公称压力 Press. (MPa)	压力损失 Initial ΔP (MPa) 初始 Initial	压力损失 最大Max.	发讯装置 Indicator (V)	发讯装置 (A)	旁通阀开启压力 By-pass setting (MPa)	重量 Weight (Kg)	滤芯型号 Model of element
XNL – 25 × * – C/Y	25	1	20	0.6	≤0.1	0.35	12	2.5	0.4	1.2	NLX – 25 × *
XNL – 40 × * – C/Y	40	1	20	0.6	≤0.1	0.35	12	2.5	0.4	1.5	NLX – 40 × *
XNL – 63 × * – C/Y	63	3	32	0.6	≤0.1	0.35	12	2.5	0.4	2.3	NLX – 63 × *
XNL – 100 × * – C/Y	100	3	32	0.6	≤0.1	0.35	24	2	0.4	2.5	NLX – 100 × *
XNL – 160 × * – C/Y	160	5	50	0.6	≤0.1	0.35	24	2	0.4	4.6	NLX – 160 × *
XNL – 250 × * – C/Y	250	10	50	0.6	≤0.1	0.35	36	1.5	0.4	5.1	NLX – 250 × *
XNL – 400 × * – C/Y	400	20	80	0.6	≤0.1	0.35	36	1.5	0.4	10.1	NLX – 400 × *
XNL – 630 × * – C/Y	630	20	80	0.6	≤0.1	0.35	220	0.25	0.4	10.8	NLX – 630 × *
XNL – 800 × * – C/Y	800	30	90	0.6	≤0.1	0.35	220	0.25	0.4	14.2	NLX – 800 × *
XNL – 1000 × * – C/Y	1000	30	90	0.6	≤0.1	0.35	220	0.25	0.4	14.9	NLX – 1000 × *

注：*为过滤精度，若使用介质为水一乙二醇，公称流量160L/min，过滤精度10μm，带CYB-I型发讯器，则过滤器型号为XNL · BH-160 × 10Y，滤芯型号为NLX · BH-160 × 10。

Note:*is filtration accuracy, If the medium is water-glycol, flow rate is 160L/min,filtrationaccuracy is 10 μm, withCYB-I indicator, the model of this filter isXNL · BH-160 × 10Y, the model of element is NLX · BH-160 × 10.

(四)安装外形尺寸 MOUNTING SIZE

(五)用户加工尺寸 MAUNFACTURE SIZE FOR CUSTOMER

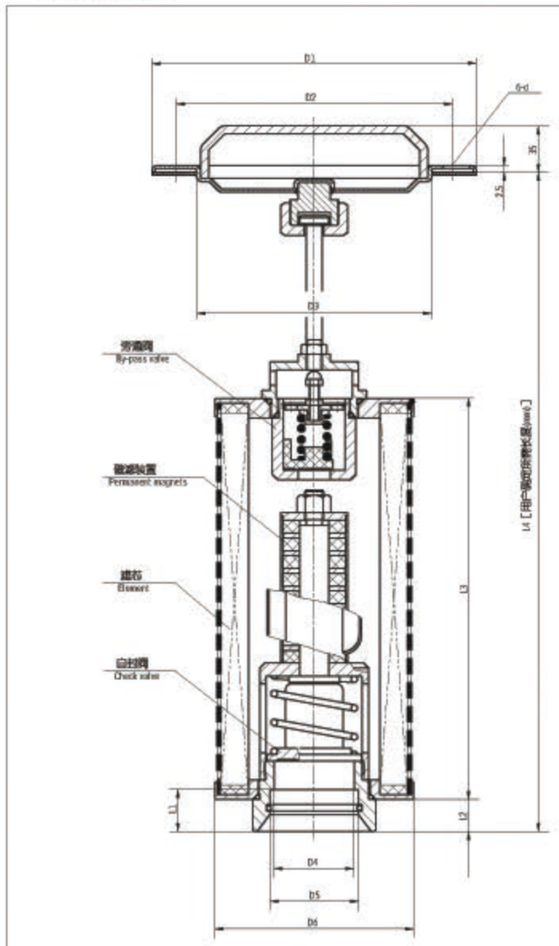

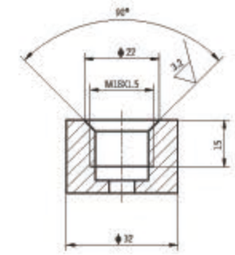

发讯器接口尺寸
Connect size for indicator

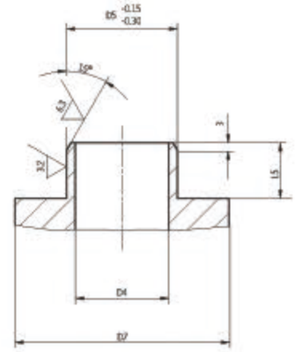

回油口接口尺寸
Connect size for inlet

单位Unit: mm

型号 Model	D1	D2	D3	D4	D5	D6	D7	L1	L2	L3	最小Min. L4	L5	d
XNL – 25 × * C/Y	φ129	φ105	φ85	φ20	φ25	φ80	φ46	21	12	145	280	20	φ9
XNL – 40 × * C/Y	φ129	φ105	φ85	φ20	φ25	φ80	φ46	21	12	180	315	20	φ9
XNL – 63 × * C/Y	φ154	φ130	φ110	φ32	φ40	φ106	φ56	23	15	160	300	22	φ9
XNL – 100 × * C/Y	φ154	φ130	φ110	φ32	φ40	φ106	φ56	23	15	210	350	22	φ9
XNL – 160 × * C/Y	φ200	φ170	φ145	φ50	φ55	φ141	φ76	28	20	250	430	27	φ11
XNL – 250 × * C/Y	φ200	φ170	φ145	φ50	φ55	φ141	φ76	28	20	320	500	27	φ11
XNL – 400 × * C/Y	φ242	φ210	φ185	φ80	φ85	φ180	φ108	32	22	400	580	31	φ13.5
XNL – 630 × * C/Y	φ242	φ210	φ185	φ80	φ85	φ180	φ108	32	22	500	680	31	φ13.5
XNL – 800 × * C/Y	φ262	φ230	φ205	φ90	φ100	φ200	φ127	32	22	600	805	31	φ13.5
XNL – 1000 × * C/Y	φ262	φ230	φ205	φ90	φ100	φ200	φ127	32	22	750	955	31	φ13.5

旋转式管路过滤器
SPIN-ON LINE FILTER SERIES

(一)特点 FEATURES

1、铝合金滤头 Aluminium alloy filter head
2、最高使用压力0.7MPa Max. operating pressure: 0.7MPa
3、温度使用范围 -30℃～90℃
Temperature range(℃): -30℃～90℃
4、滤头上设有安装污染堵塞发讯器孔，以便检测滤芯使用情况
A vacuum indicator in the filter head will signal.

(二)型号说明 MODEL CODE

SP□－06×□－□
- J：吸油过滤器 / 省略：回油过滤器
- 过滤精度 Filtration accuracy: 10μm，25μm；若仅购滤头此项省略 Omit of it if only buy filter head
- □径 Nom.Dia. 06: RC3/4
- 省略：整套过滤器，H为滤头，X为滤芯 Omit of a set of filter, "H" is filter head, X is element
- 旋转式过滤器 Spin-on line filter

(三)技术参数 TECHNICAL DATA

型号 Model	最大工作压力 Max. Press. (MPa)	爆破压力 Blow up press. (MPa)	旁通阀开启压力 By-pass setting (MPa)	最大流量 Max. Flow(L/min) 回油	最大流量 Max. Flow(L/min) 吸油	过滤精度 Filtr. (μm)	重量 Weight (Kg)	配合的管子螺纹 Screw	滤头型号 Model of filter head 回油	滤头型号 Model of filter head 吸油	滤芯型号 Model of element
SP－06×10	0.7	2.0	0.25	60	20	10	0.76	R3/4	SPH-06	SPH-06-J	SPX－06×10
SP－06×25				70	25	25	0.76	R3/4			SPX－06×25
SP－08×10				60	20	10	0.76	R1	SPH-08	SPH-08-J	SPX－08×10
SP－08×25				70	25	25	0.76	R1			SPX－08×25
SP－10×10				144	42	10	1.88	R1¼	SPH-10	SPH-10-J	SPX－10×10
SP－10×25				160	50	25	1.88	R1¼			SPX－10×25
SPA－10×10				200	58	10	2.70	R1¼			SPAX－10×10
SPB－10×10				320	80	10	3.0	R1¼			SPBX－10×10

(四)外形尺寸 MOUNTING SIZE

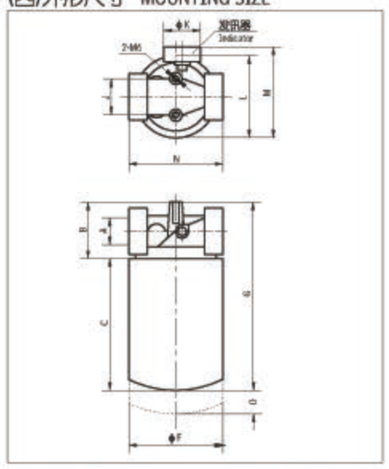

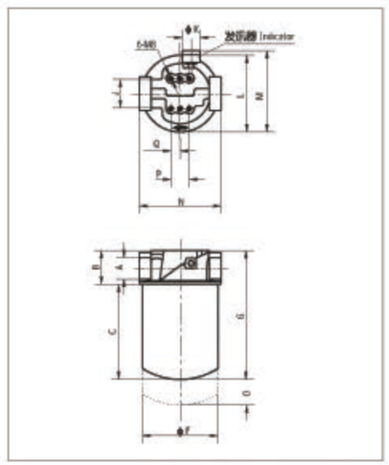

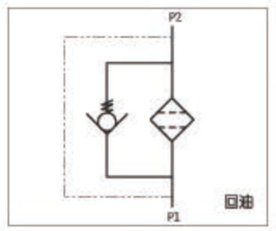

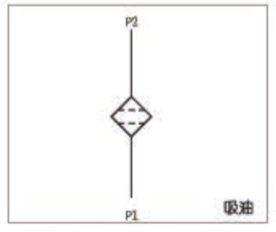

型号 Model	A	B	C	F	G	J	K	L	M	N	O	P	Q
	(mm)												
SP-06	Rc3/4"	53	135	93	188	38	42	80	105	93	25	—	—
SP-08	Rc1"	53	135	93	188	38	42	80	105	93	25	—	—
SP-10	Rc1¼"	62	176	125	238	47	42	136	150	136	45	37	18.5
SPA-10	Rc1¼"	62	231	125	293	47	42	136	150	136	45	37	18.5
SPB-10	Rc1¼"	62	270	125	330	47	42	136	150	136	45	37	18.5

新乡市利菲尔特滤器有限公司
XINXIANG LIFEIERTE FILTER CO.,LTD.
LEFILTER® 中国·利菲尔特

旋转滤头 SPIN-ON FILTER HEAD

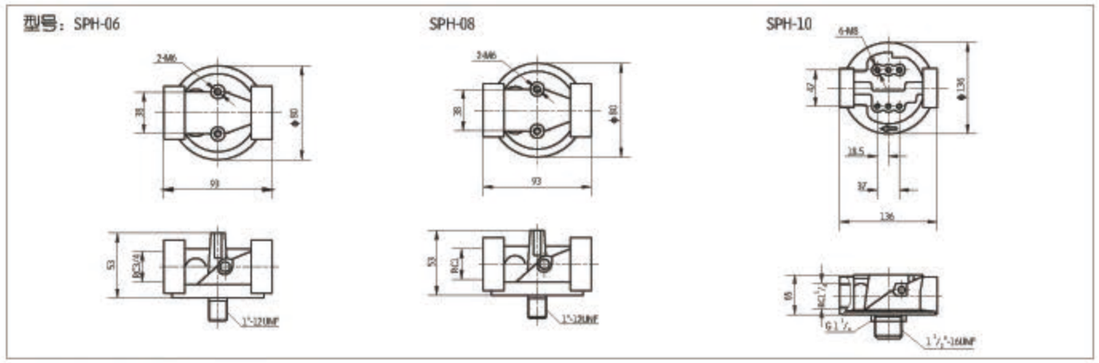

旋转过滤器滤芯 SPIN-ON ELEMENT

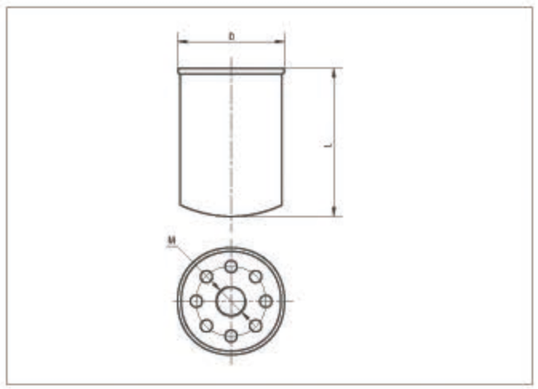

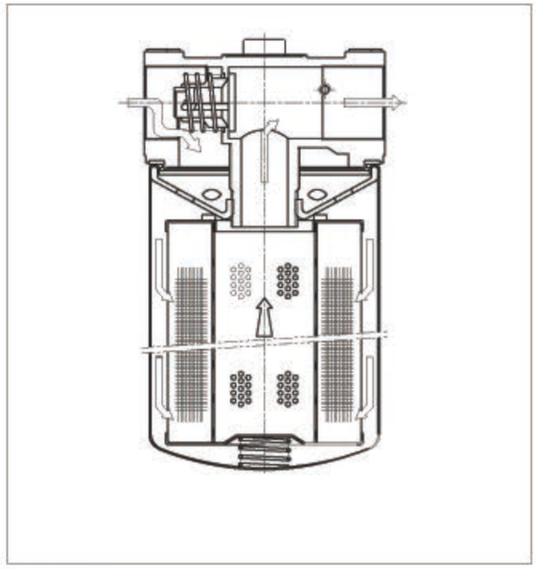

型号 Model	L	D	M
SPX－06×*	135	ϕ93	1"－12UNF
SPX－08×*	135	ϕ93	1"－12UNF
SPX－10×*	178	ϕ125	1⅝"－16UNF
SPAX－10×10	230	ϕ125	G1¼
SPBX－10×10	270	ϕ125	1⅝"－16UNF

HY37型网式过滤器
HY37 WIRE MESH STRAINER SERIES

外形尺寸及技术参数

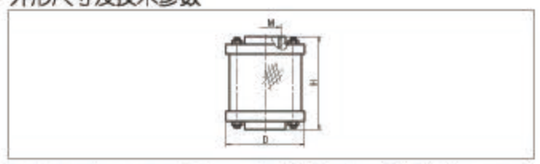

型号 Model	流量 Flow (L/min)	网孔 Mesh (目/英寸)	通径 Dia. (mm)	尺寸 Size (mm) M	H	D
HY37-12	12	60	15	M22×1.5	55	55
HY37-25	25		20	M30×1.5	72	73
HY37-50	50		25	M33×2	87	105
HY37-100	100		32	M42×2	116	145

PLF系列压力管路过滤器(6.3MPa、16MPa、32MPa)
PLF HIGH PRESSURE LINE FILTER SERIES(6.3MPa、16MPa、32MPa)

(一) 简介

该系列过滤器，可安装在不同压力等级的压力管路上，用以进一步清除或阻挡由于外界带入元件工作时磨损，以及介质本身化学作用所产生的杂质。特别适用于自动控制系统和伺服系统。它可防止高精度的控制元件和执行元件由于污染而过早磨损或卡死，从而可减少故障，延长元件使用寿命。

该过滤器采用进口玻璃纤维滤材，具有过滤精度高，通油能力强，原始压力损失小，纳污量大等优点。过滤精度以绝对过滤精度标定，其过滤比β3, 5, 10, 20≥200过滤效率n≥99.5%。符合ISO标准。

该过滤器结构有以下特点：

1、与同等流量过滤器相比，结构紧凑体积小。
2、使用压力范围宽。
3、换滤芯方便，用户可根据安装空间，打开上盖，更换滤芯，也可旋下外壳(先放油)从下面取下滤芯。
4、安装固定方便：如用户按标准流向安装有困难时可拆下盖上4个螺钉，把盖转动180度。这样就改变了介质流动方向。
5、该过滤器设有旁通阀和压差发讯装置，双重保护功能。当滤芯污染堵塞至进出口压差值为发讯器调定值时，发讯器发讯，此时必须更换滤芯。

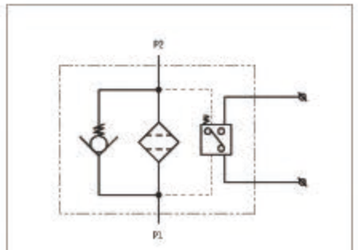

INTRODUCTION

PLF series filter is of high pressure type, and used in the pressure line of hydraulic system. It can remove all the contaminants from the hydraulic system. The element of this series is made of glass fibre. it has high efficiency and filtration, large dirt capacity and low initial pressure drop. Beta ratio is over 200.

It has two protection equipment which are by-pass valve and contamination indicator. he indicator will act when the pressure drop across element attains adjustable pressure. The element should be cleaned or changed in time. Compare to other filters, this kind of filter is designed into small size. It can be used in different pressure levels and can be easily installed and the filter element also can be easily changed.

(二) 型号说明 MODEL CODE

PLF · □ – □□ × □□□

- 压力管路过滤器 Pressure line filter
- BH: 介质为水—乙二醇 Water-glycel
- 省略：介质为一般液压油 Omit if use hydraulic oil
- 公称压力 Pressure class: H: 32MPa; E: 16MPa; C: 6.3MPa
- 公称流量 Flow rate (L/min)
- 过滤精度 Filteration accuracy (μm)
- F: 法兰连接 Flanged connection
- 省略：螺纹连接 Omit if threaded connection
- P:带CMS型发讯器 With CMS indicator
- 省略：不带发讯器 Omit if without indirator

(三) 技术参数 TECHNICAL DATA

型号 Model	公称流量 Flow rate (L/min)	过滤精度 Filtr. (μm)	公称压力 Press. (MPa)	压力损失 Initial ΔP (MPa) Initial	压力损失 Max	发讯装置功率 Indicator power (V/W)	滤芯型号 Model of element	连接方式 Connect
PLF – □30 × *P	30	3	H=32	≤0.07	0.5	24/48	PLFX-30-X*	管式 Thread
PLF – □60 × *P	60						LH0060D*BN3HC	
PLF – □110 × *P	110	5	E=16				LH0110D*BN3HC	
PLF – □160 × *P	160						LH0160D*BN3HC	
PLF – □240 × *FP	240	10	C=6.3			220/50	LH0240D*BN3HC	法兰式 Flange
PLF – □330 × *FP	330	20					LH0330D*BN3HC	
PLF – □500 × *FP	500						LH0500D*BN3HC	
PLF – □660 × *FP	660						LH0660D*BN3HC	

注：*为过滤精度。使用介质为水—乙二醇，使用压力32MPa，公称流量60L/min，过滤精度10μm，带发讯器。则过滤器型号为PLF · BH-H60 × 10P，滤芯型号为LH0060D010BN3HC

Note:*is represents filtration. If the filter fluid is water-glycol, usage pressure 32MPa, flower rate 60L/min, filtration accuracy 10 μm and the filter equipped and CMS indicator. The model of the filter is PLF · BH-H60 × 10P,the modelof element is LH0060D010BN3HC

(四) 安装外形尺寸 MOUNTING SIZE

一、管式 THREADED CONNECTION

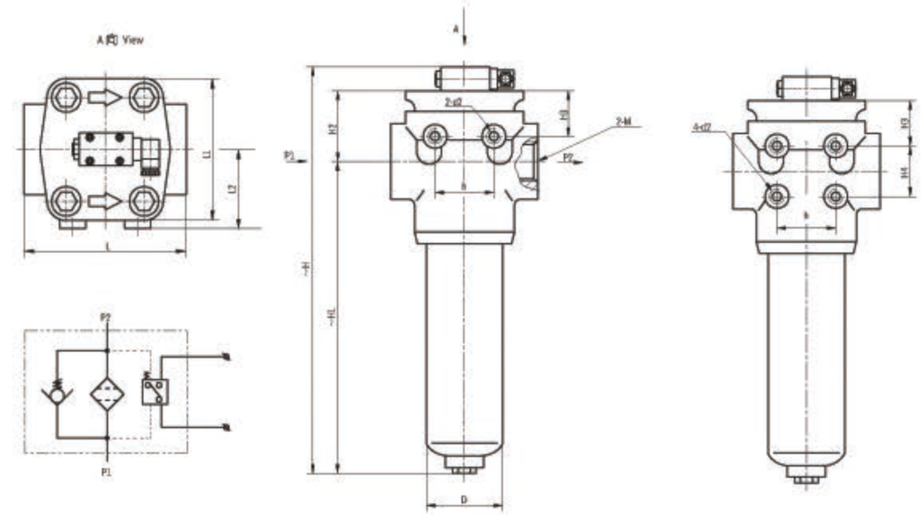

1、32MPa压力管路过滤器 32MPa PRESSURE LINE FILTER

型号 Model	尺寸 Size (mm) ~H	~H1	H2	H3	H4	h	L	L1	L2	D	M	d2
PLF – H30 × *P	239	146	58	45		35	118	114	69	73	2 – M33 × 2	2 – M10
PLF – H60 × *P	255	162	58	45		35	118	114	69	73	2 – M33 × 2	2 – M10
PLF – H110 × *P	329	236	58	45		35	118	114	69	73	2 – M42 × 2	2 – M10
PLF – H160 × *P	319	215	69	49	45	50	150	140	82	102	2 – M48 × 2	4 – M10

2、16MPa压力管路过滤器 16MPa PRESSURE LINE FILTER

型号 Model	尺寸 Size (mm) ~H	~H1	H2	H3	H4	h	L	L1	L2	D	M	d2
PLF – E30 × *P	223	136	52	39		35	110	100	62	73	2 – M33 × 2	2 – M10
PLF – E60 × *P	239	152	52	39		35	110	100	62	73	2 – M33 × 2	2 – M10
PLF – E110 × *P	308	221	52	39		35	110	100	62	73	2 – M42 × 2	2 – M10
PLF – E160 × *P	294	196	63	43	45	45	140	130	77	95	2 – M48 × 2	4 – M10

3、6.3MPa压力管路过滤器 6.3MPa PRESSURE LINE FILTER

型号 Model	尺寸 Size (mm) ~H	~H1	H2	H3	H4	h	L	L1	L2	D	M	d2
PLF – C30 × *P	223	136	52	39		35	110	88	56	73	2 – M33 × 2	2 – M10
PLF – C60 × *P	239	152	52	39		35	110	88	56	73	2 – M33 × 2	2 – M10
PLF – C110 × *P	308	221	52	39		35	110	88	56	73	2 – M42 × 2	2 – M10
PLF – C160 × *P	290	196	59	39	45	45	140	114	69	95	2 – M48 × 2	2 – M10

二、法兰式 FLANGED CONNECTION

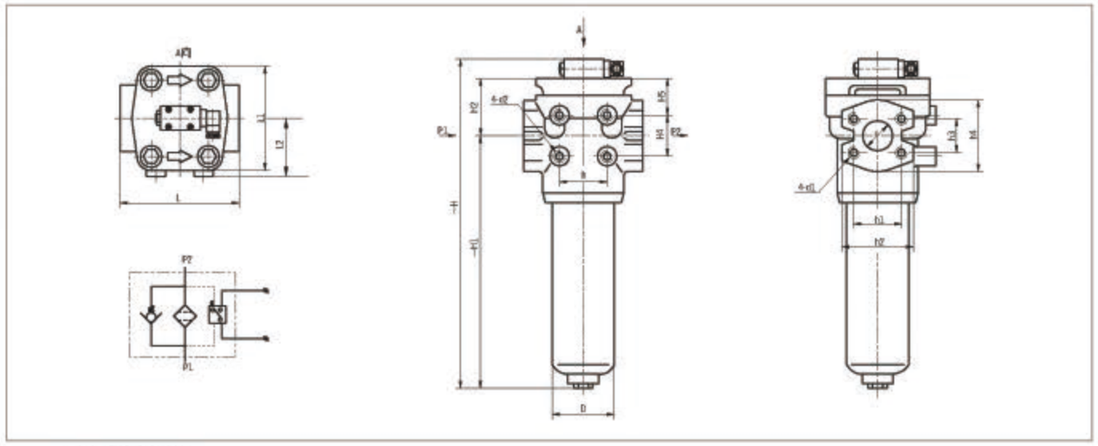

1、32MPa压力管路过滤器 32MPa PRESSURE LINE FILTER

型号 Model	尺寸 Size (mm)																
	~H	~H1	H2	H4	H5	h	h1	h2	h3	h4	L	L1	L2	D	d	d1	d2
PLF-H240×*FP	377	273	69	45	49	50	79.4±0.25	110	36.5±0.25	90	150	140	82	102	2-φ38	4-M16	4-M10
PLF-H330×*FP	400	277	88	60	63	80	96.8±0.25	130	44.5±0.25	110	190	180	108	146	2-φ51	4-M20	4-M12
PLF-H500×*FP	493	370	88	60	63	80	96.8±0.25	130	44.5±0.25	110	190	180	108	146	2-φ51	4-M20	4-M12
PLF-H660×*FP	567	444	88	60	63	80	96.8±0.25	130	44.5±0.25	110	190	180	108	146	2-φ51	4-M20	4-M12

2、16MPa压力管路过滤器 16MPa PRESSURE LINE FILTER

型号 Model	尺寸 Size (mm)																
	~H	~H1	H2	H4	H5	h	h1	h2	h3	h4	L	L1	L2	D	d	d1	d2
PLF-E240×*FP	352	254	63	45	43	45	69.9±0.25	94	35.7±0.25	82	140	130	77	95	2-φ38	4-M12	4-M10
PLF-E330×*FP	368	257	76	55	56	75	77.8±0.25	102	42.9±0.25	96	180	164	100	140	2-φ51	4-M12	4-M12
PLF-E500×*FP	461	350	76	55	56	75	77.8±0.25	102	42.9±0.25	96	180	164	100	140	2-φ51	4-M12	4-M12
PLF-E660×*FP	535	424	76	55	56	75	77.8±0.25	102	42.9±0.25	96	180	164	100	140	2-φ51	4-M12	4-M12

3、6.3MPa压力管路过滤器 6.3MPa PRESSURE LINE FILTER

型号 Model	尺寸 Size (mm)																
	~H	~H1	H2	H4	H5	h	h1	h2	h3	h4	L	L1	L2	D	d	d1	d2
PLF-C240×*FP	348	254	59	45	39	45	69.9±0.25	94	35.7±0.25	82	140	114	69	95	2-φ38	4-M12	4-M10
PLF-C330×*FP	350	249	66	55	46	65	77.8±0.25	102	42.9±0.25	96	180	144	90	133	2-φ51	4-M12	4-M12
PLF-C500×*FP	443	342	66	55	46	65	77.8±0.25	102	42.9±0.25	96	180	144	90	133	2-φ51	4-M12	4-M12
PLF-C660×*FP	517	416	66	55	46	65	77.8±0.25	102	42.9±0.25	96	180	144	90	133	2-φ51	4-M12	4-M12

(五) 滤芯压差流量曲线 ELEMENT PRESSURE DROP(ΔP)AGAINST FLOW CURVES

滤芯 LH*D*BN3HC(由试验测得数据)
Q-ΔP 曲线 油液粘度 Viscosity 30CST

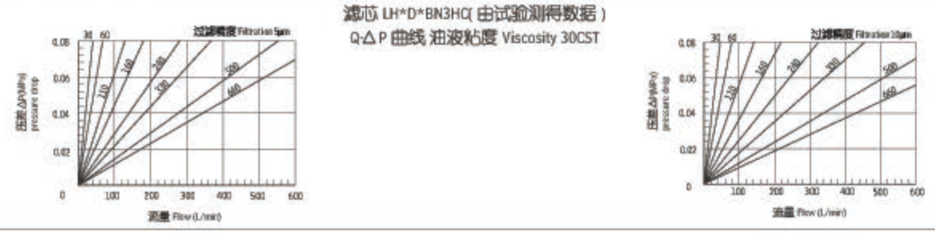

DF系列叠加式过滤器
DF PRESSURE FILTER FOR SANDWICH STACKING SERIES

(一) 简介 INTRODUCTION

该叠加式过滤器可直接安装在电磁换向阀下，用于清除或阻止液压油中混入的机械杂质和液压油本身化学变化所产生的胶质、沥青质等进入电磁换向阀，从而防止阀芯反应动慢，不稳定或卡死，以及因过快磨损等故障的发生，维护系统的正常运作，特别适用于自动控制系统和伺服系统。

该过滤器设有压差发讯器，当滤芯被污染堵塞到进出油口压差为0.5MPa时，即发出开关信号，此时应清洗或更换滤芯，此达到保证系统安装的目的。

该过滤器与传统过滤器相比具有安装结构紧凑，体积小的特点，且滤芯采用进口玻璃纤维滤材，具有过滤精度高，通油能力强，原始压力小，纳污量大等优点。过滤精度以绝对过滤精度标定，其过滤比 β 3,5,10,20≥200过滤效率n≥99.5%。符合ISO标准。

This kind of filter can be installed directly under electric magnetic directional valve in order to filter contamination. It is especially used in automatic and servo system.

It has contamination indicator. When the filter element is blocked by contamination and the pressure reaches to 0.5Mpa,the indicator will give signals showing the element should be changed.

This kind of filter is made of glass fiber. Compare to other filters, the filter is designed into small size and it has high filtration accuracy, low initial pressure, and high dirt-holding capacity. Filter ratio β 3,5,10,20＞200,filter efficiency n＞99.5%,and fit the ISO standard.

(二) 型号说明 MODEL CODE

DF · □ – H □ × □ □

- 叠加式过滤器 Pressure line filter
- BH: 介质为水—乙二醇 Water-glycel
- 省略：介质为一般液压油 Omit if use hydraulic oil
- 公称压力 Pressure class H: 32MPa
- C:带CS-IIIC型压差发讯器 With CS-IIIC indicator
- Y:带CM-I型目示压差发讯器 With CM-I indicator
- 省略：不带发讯器 Omit if without indicator
- 过滤精度 Filteration accuracy (μ m)
- 公称流量 Flow rate (L/min)

注：*为过滤精度，若使用介质为水—乙二醇，使用压力32MPa，公称流量60L/min，过滤精度10μm，带CS-IIIC型发讯器。则过滤器型号为 DF · BH-H60×10C。

Note:*is filtration accuracy. If the filter fluid is water-glycol,usage pressure 32MPa,flower rate 60L/min, filtration accuracy is 10 μ m, and With CS-III indicator. The model of the filter is DF · BH-H60×10C.

(三) 技术参数 TECHNICAL DATA

型号 Model	通径 Dia.(mm)	公称流量 Flow(L/min)	过滤精度 Filtr(μm)	公称压力 (MPa)	压力损失 Pressure loss(MPa) Initial	压力损失 Max.	发讯器功率 (V/W)	滤芯型号 Model of element
DF-H30×*C/Y	6	30	3	32	≤0.1	0.5	24/48	LH0030D*BH3HC
DF-H60×*C/Y	10	60	5					LH0060D*BH3HC
DF-H110×*C/Y		110	10 20				220/50	LH0110D*BH3HC

(四) 安装外形尺寸 MOUNTING SIZE

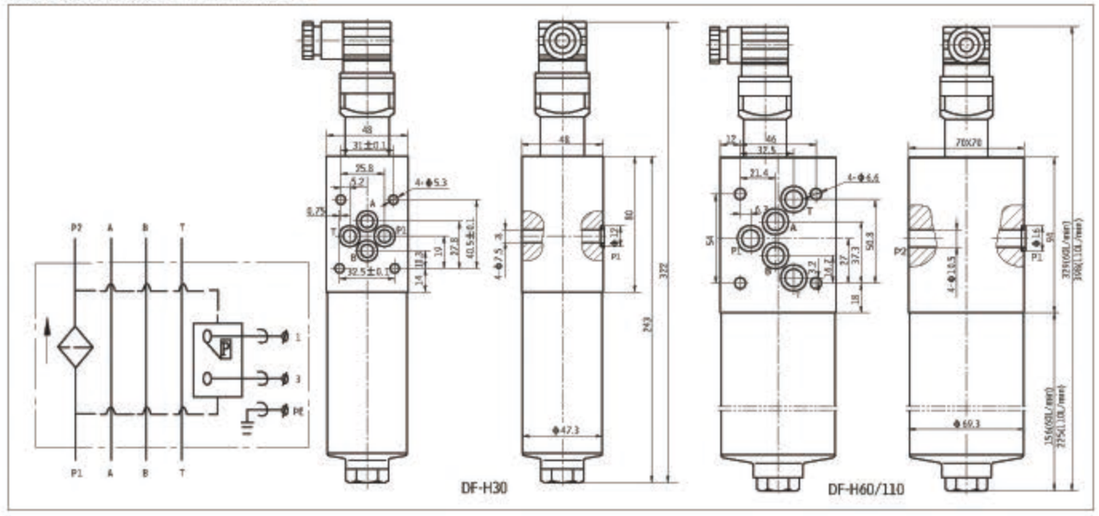

DFB 系列高压板式过滤器

DFB PRESSURE FILTER FOR PLATED CONNECTION SERIES

(一) 简介

该高压板式过滤器可直接安装系统的阀块上，用于进一步清除或阻挡由于外界侵入或元件工作时磨损，所产生的杂质。特别适用自动控制系统和伺服系统。它可防止高精度的控制元件和执行元件由于污染而过早磨损或卡死，从而可减少故障，延长元件使用寿命。

该过滤器设有压差发讯器，当滤芯被污染堵塞到进出油口压差为0.5MPa时，即发出开关信号，此时应清洗或更换滤芯，此达到保证系统安装的目的。

该过滤器与传统过滤器相比具有安装结构紧凑，体积小的特点，且滤芯采用进口玻璃纤维滤材，具有过滤精度高，通油能力强，原始压力小，纳污量大等优点。过滤精度以绝对过滤精度标定，其过滤比β3、5、10、20≥200过滤效率n≥99.5%。符合ISO标准。

INTRODUCTION

DFB series filter is of high pressure type, and used in the pressure line of hydraulic system. It can remove all the contaminants from the hydraulic system. The element of this series is made of glass fibre. it has high efficiency and filtration, large dirt capacity and low initial pressure drop. Beta ratio is over 200.

It has two protection equipment which are by-pass valve and contamination indicator.The indicator will act when the pressure drop across element attains adjustable pressure. The element should be cleaned or changed in time.

(二) 型号说明 MODEL CODE

DFB · □ – H □ × □ □

- 高压板式过滤器 Pressure filter for sandwich stacking
- BH: 介质为水—乙二醇 Water-glycel
- 省略：介质为一般液压油 Omit if use hydraulic oil
- 公称压力 Pressure class H: 32MPa
- C:带CS-IIIC型压差发讯器 With CS-IIIC indicator
- 省略：不带发讯器 Omit if without indicator
- 过滤精度 Filteration accuracy (μm)
- 公称流量 Flow rate (L/min)

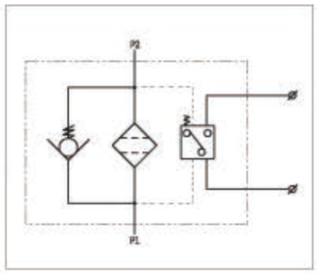

(三) 技术参数 TECHNICAL DATA

型号 Model	通径 Dia. (mm)	公称流量 Flow rate (L/min)	过滤精度 Filtr. (μm)	公称压力 Press. (MPa)	压力损失 Pressure loss (MPa) Initial	压力损失 Pressure loss (MPa) Max.	发讯器功率 Indicator power (V/W)	滤芯型号 Model of element	进出油口O形圈 O-ring
DFB-H30×*C	16	30	3 5 10 20 30	32	≤0.1	0.5	220V/50W	LH0030D*BN3HC	24×2.4
DFB-H60×*C	20	60						LH0060D*BN3HC	32×3.1
DFB-H110×*C		110						LH0110D*BN3HC	
DFB-H160×*C	32	160						LH0160D*BN3HC	40×3.1
DFB-H240×*C		240						LH0240D*BN3HC	
DFB-H330×*C		330						LH0330D*BN3HC	
DFB-H500×*C		500						LH0500D*BN3HC	
DFB-H660×*C		660						LH0660D*BN3HC	

注：*为过滤精度。若使用介质为水—乙二醇，使用压力32MPa，公称流量60L/min，过滤精度10μm，带CS-IIIC发讯器。则过滤器型号为DFB·BH-H60×10C，滤芯型号为LH0060D010BN3HC.BH

Note: * is filtration accuracy. If the filter fluid is water-glycol, usage pressure 32MPa,flower rate 60L/min,filtration accuracy 10μm and with CS-III indicator. The model of the filter isDFB·BH-H60×10C, the model of element is LH0060D010BN3HC.BH

(四) 安装外形尺寸 MOUNTING SIZE

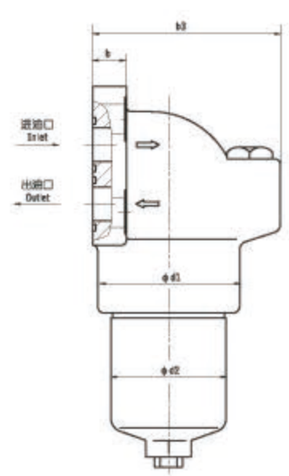

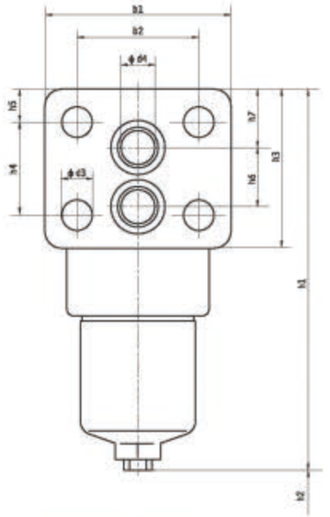

DFB-H30~240

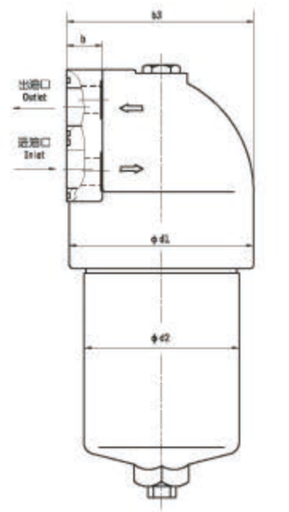

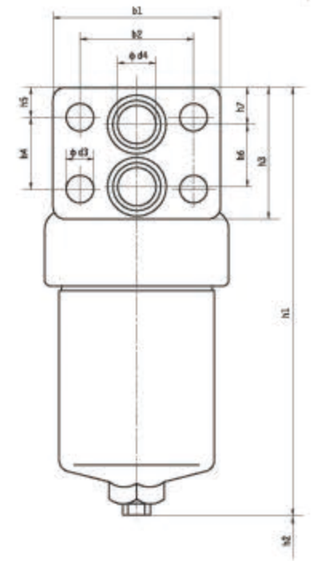

DFB-H330~660

注：安装螺钉建议选用GB/T70.1-2000 12.9级

型号 Model	φd1	φd2	φd3	φd4	b	b1	b2	b3	h1	h2	h3	h4	h5	h6	h7
DFB-H30×*C	67	54	12	16	18	80	57	94	210	75	76	45	15.5	28	30.5
DFB-H60×*C	92	73	18	20	20	110	72	115	240	75	94	55	19.5	35	34.5
DFB-H110×*C	92	73	18	20	20	110	72	115	309	75	94	55	19.5	35	34.5
DFB-H160×*C	124	102	22	32	30	140	95	153	293	85	110	60	25	52	31
DFB-H240×*C	124	102	22	32	30	140	95	153	351	85	110	60	25	52	31
DFB-H330×*C	170	146	22	32	30	140	95	172	372	115	110	58	26	52	32
DFB-H500×*C	170	146	22	32	30	140	95	172	454	115	110	58	26	52	32
DFB-H660×*C	170	146	22	32	30	140	95	172	528	115	110	58	26	52	32

BR 系列双向可逆过滤器
BR DIRECTIONAL-FOLW FILTER SERIES

(一) 简介

该过滤器可安装在液流方向频繁切换的元件前，用以进一步清除或阻挡由于外界带入元件工作时磨损以及介质本身化学作用所产生的杂质，并解决了一般过滤器油液只能单向方向流动并过滤的问题，简化了系统的管路，节省空间，使系统布置更为紧凑。

该过滤器采用进口玻璃纤维滤材，具有过滤精度高，通油能力强，纳污量大等优点。过滤精度以绝对过滤精度标定，其过滤比β3，5，10，20≥200过滤效率n≥99.5%。符合ISO标准。

该过滤器设有压差发讯装置，当滤芯污染堵塞至进出口压差值为发讯器调定压力时，发讯器发讯，此时必须更换滤芯。

INTRODUCTION

The fluid of the filter has a changing flow directions. It solve the problem that the oil can only be filter by filters with single flow direction.

The filter element is made of glass fiber, so it has high filtration accuracy, low initial pressure loss, high dirt-holding capacity and so on. Filter radio β 3, 5, 10, 20≥200, filter efficiencyn≥99.5%, and fit the ISO standard.

It has contamination indicator. When the filter element is blocked by contamination and the pressure reaches to setting up pressure, the indicator will give signals showing the element should be changed.

(二) 型号说明 MODEL CODE

BR · □ – □ × □ □

- 双向可逆过滤器 Directional-folw filter series
- BH: 介质为水一乙二醇 Water-glycel
- 省略：介质为一般液压油 Omit if use hydraulic oil
- 公称流量 Flow rate (L/min)
- 过滤精度 Filteration accuracy (μm)
- P:带CMS-I型压差发讯器 WithCMS-I indicator
- 省略：不带发讯器 Omit if without indicator

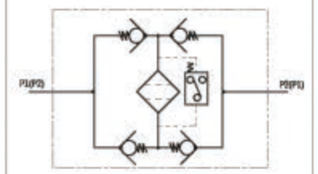

(三) 技术参数 TECHNICAL DATA

型号 Model	通径 Dia. (mm)	公称流量 Flow rate (L/min)	过滤精度 Filtr. (μm)	公称压力 Press. (MPa)	滤芯压力损失 Pressure loss (MPa) Initial	滤芯压力损失 Pressure loss (MPa) Max.	发讯器功率 Indicator power (V/W)	滤芯型号 Model of element
BR-160×*	31.5	160	3	42	≤0.1	0.5	24V/48W 220V/50W	LH0160D*BH3HC
BR-240×*		240	5					LH0240D*BH3HC
BR-330×*	45	330	10					LH0330D*BH3HC
BR-500×*		500	20					LH0500D*BH3HC
BR-660×*		660						LH0660D*BH3HC

注：*为过滤精度。若使用介质为水一乙二醇，公称流量160L/min，过滤精度10μm，带CMS-I型压差发讯器，则过滤器型号为BR · BH-160×10P，滤芯型号为LH0160D010BH3HC.BH。

Note: * is filtration accuracy. If the filter fluid is water-glycol, flower rate 160L/min,filtration accuracy 10 μ m and with CMS-I indicator. The model of the filter is BR · BH-160×10P, the model of element isLH0160D010BH3HC.BH.

(四) 安装外形尺寸 MOUNTING SIZE

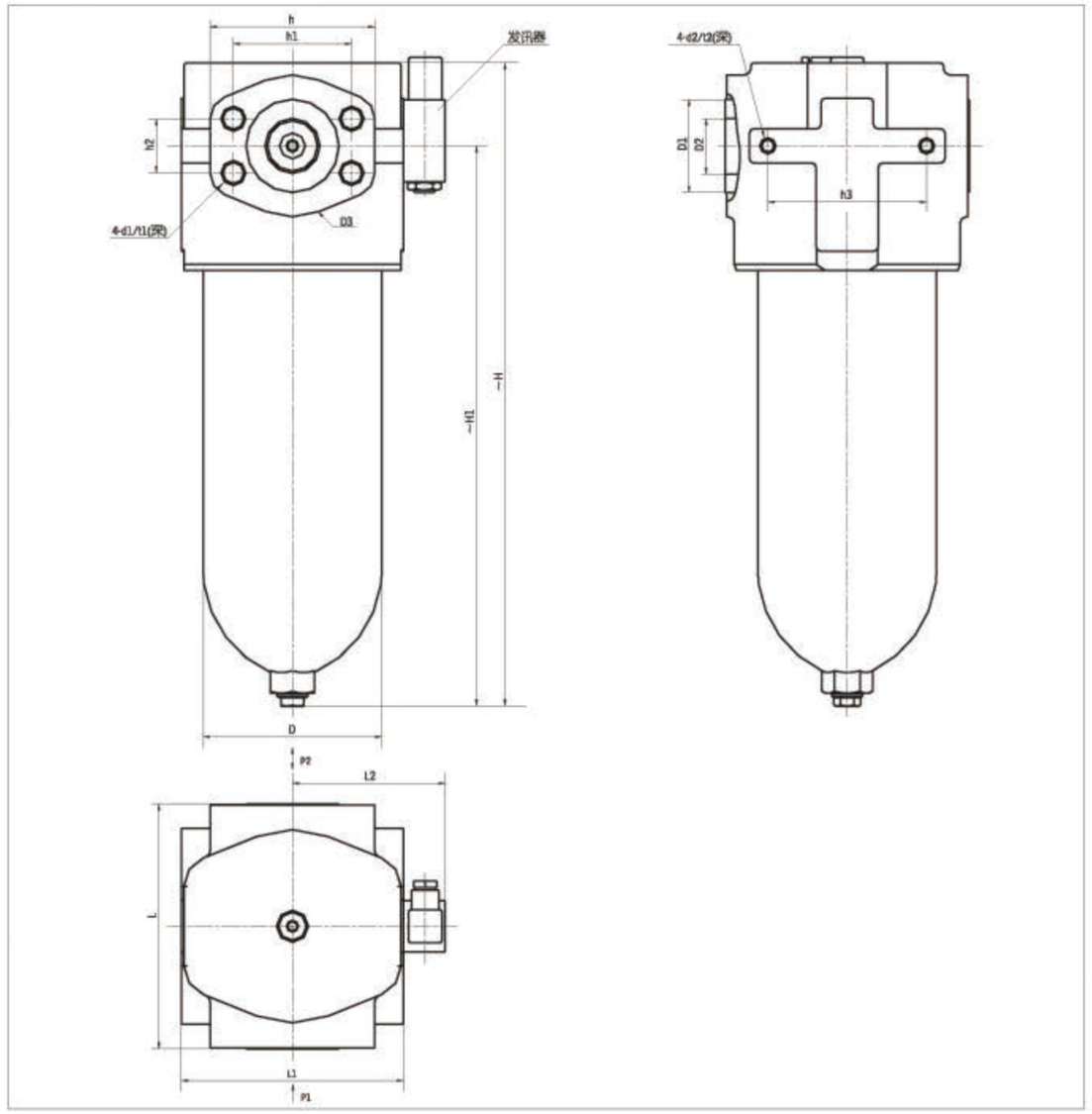

型号 Model	尺寸 Size(mm) ~H	~H1	h	h1	h2	h3	L	L1	L2	D	D1	D2	D3	d1/t1	d2/t2
BR-160×*	280	223	113	79.5	36.5	100	156	137	102.5	Φ108	Φ58	Φ31.5	Φ98	M16/24	2-M12/20
BR-240×*	334	277													
BR-330×*	359	291	135	96.8	44.4	130	200	182	125	Φ146	Φ76	Φ45	Φ116	M20/30	
BR-500×*	452	384													
BR-660×*	526	458													

RLF 系列回油管路过滤器
RLF RETURN LINE FILTER SERIES

(一) 简介

RLF系列过滤器安装在液压系统回油管路处，用来清除油液中诸元件磨损的金属粉末及橡胶质等，使流回油箱中的油液保持清洁。

该过滤器的滤芯采用化纤过滤材质，具有过滤精度高，通油能力大，初始压力损失小，纳污量大等优点，并装有压差发讯器及旁通阀。当滤芯堵塞到进出油口压差为0.35MPa时，便发出开关信号，此时应更换滤芯；如果不能马上停机或无人来更换滤芯，装在滤芯上部的旁通阀会自动开启，以保护系统。

INTRODUCTION

RLF series filter is used in return line, it can remove all the contaminants from the hydraulic system, and allow the clean oil flow back to the tank. The element of this series is made of glass fibre, it has high efficiency and filtration,large dirt capacity and lower initial pressure drop. There is a by-pass valve and a contamination indicator. The indicator will act when the pressure drop across filter element attains 0.35MPa, the element should be changed at this time. If the system can not be stopped or nobody replaces the element , the by-pass valve will open to protect the hydraulic system safety.

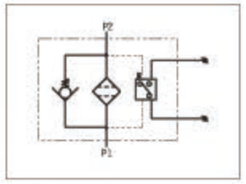

(二) 型号说明 MODEL CODE

RLF · □ – □ × □ □

- 回油管路过滤器 Return line filter
- BH: 介质为水—乙二醇 Water-glycol
- 省略：介质为一般液压油 Omit if use hydraulic oil
- 过滤精度 Filtration accuracy (μ m)
- 公称流量 Flow rate (L/min)
- P: 带CMS型发讯器 With CMS indicator
- 省略: 不带发讯器 Omit if without indicator

(三) 技术参数 TECHNICAL DATA

型号 Model	通径 Dia. (mm)	公称流量 Flow rate (L/min)	过滤精度 Filtr. (μ m)	公称压力 Press. (MPa)	压力损失 Pressure loss(MPa) Initial	压力损失 Pressure loss(MPa) Max.	旁通阀开启压力 By-pass setting (MPa)	发讯装置功率 Indicator power	重量 Weight (Kg)	滤芯型号 Model of element
RLF – 60 × * P	25	60	1	1.6	0.2	0.35	0.4	24V/48W 220V/50W	3.7	SFX – 60 × *
RLF – 110 × * P		110	3						4.2	SFX – 110 × *
RLF – 160 × * P	40	160							6.8	SFX – 160 × *
RLF – 240 × * P		240	5						7.5	SFX – 240 × *
RLF – 330 × * P	50	330							10.2	SFX – 330 × *
RLF – 500 × * P		500	10						11.3	SFX – 500 × *
RLF – 660 × * P	80	660	20						24.4	SFX – 660 × *
RLF – 850 × * P		850							26	SFX – 850 × *
RLF – 950 × * P	100	950	30						34.1	SFX – 950 × *
RLF – 1300 × * P		1300							38.8	SFX – 1300 × *

注：*为过滤精度。若使用介质为水—乙二醇，使用压力1.6MPa、公称流量60L/min、过滤精度10 μ m、带发讯器。则过滤器型号为RLF · BH-H60 × 10P，滤芯型号为SFX · BH-60X10

Note: * is filtration accuracy. If the filter fluid is water-glycol, usage pressure1.6MPa,flower rate 60L/min,filtration accuracy 10 μ m and with CMS indicator. The model of the filter is RLF · BH-H60 × 10P, the model of element is SFX · BH-60X10

(四) 安装外形尺寸 MOUNTING SIZE

单位Unit:mm

型号 Model	DN	D	D1	d	n	d0	f	b1	h1	A1	L	B	B1	L1	L2	L3	b2	b3	h2	h3	h4	A2	H
RLF-60 × * P	25	92	68	50	4	11	2	14	60	98	200	149	68	36	14	2	4	11	65	16	20	90	222
RLF-110 × * P																							289
RLF-160 × * P	40	120	92	72		13.5			76	125	240	203	110	50	20	20	6	14	75	20	30	120	293
RLF-240 × * P																15			90				352
RLF-330 × * P	50	140	110	90					90	145	280	237	124										368
RLF-500 × * P																							449
RLF-660 × * P	80	200	160	133	8	17.5	3	20	115	205	330	279	155	55		20		18	150	25		160	548
RLF-850 × * P																							630
RLF-950 × * P	100	220	180	158					132	225	360	314	170	80	35			22	130	30	40	300	609
RLF-1300 × * P																							728

注：若两进出油口法兰在同侧则型号为：RLFA-60 × *P

Note: If flanges of oil inlet and outlet are at the same side, model of this filter is RLFA-60 × *P

(五) 滤芯压差流量曲线

ELEMENT PRESSURE DROP(ΔP)AGAINST FLOW CURVES

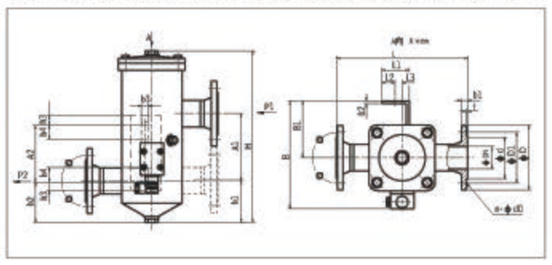

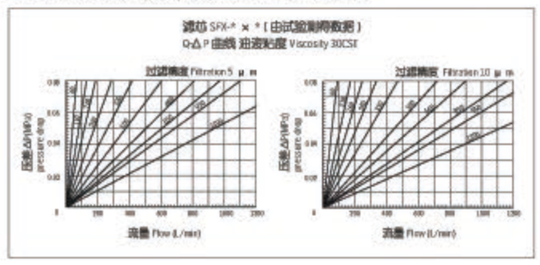

DRLF系列大流量回油过滤器
DRLF LARGE FLOW RATE RETURN LINE FILTER SERIES

(一) 简介

DRLF系列过滤器安装在液压系统回油管路处，用来滤除油液中诸元件磨损的金属粉末及橡胶质等，使流回油箱中的油液保持清洁。

该过滤器的滤芯采用化纤过滤材质，具有过滤精度高、通油能力大、原始压力损失小、纳污量大等优点，并装有压差发讯器及旁通阀。当滤芯堵塞到进出口压差为0.35MPa时，便发出开关信号，此时应清洗或更换滤芯，如不能及时停机或无人来更换滤芯，装在滤芯上部的旁通阀会自动开启，以保护系统。

该过滤器广泛应用于重型机械、矿山机械、冶金机械等的液压系统。

INTRODUCTION

DRLF series filter is used in return line; it can remove all the contaminants from the hydraulic system, keeping the oil back to the tank clean. The element of this series is made of glass fibre; it has high efficiency and filtration, large dirt capacity and lower initial pressure drop. There is a by-pass valve and a contamination indicator. The indicator will act when the pressure drop across filter element attains 0.35MPa. The element should be cleaned or changed in time, if the system cannot be stopped or nobody replaces element, the by-pass valve will open to protect the hydraulic system safety.

This series of filter is widely used in the hydraulic and lubrication system of heavy duty machine、mining machine、metallurgical machine and so on.

(二) 型号说明 MODEL CODE

DRLF · □-A□ × □□

- 大流量回油过滤器 Large flow rate return line filter
- BH: 介质为水—乙二醇 Water-glycol
- 省略：介质为一般液压油 Omit if use hydraulic oil
- P: 带CMS型发讯器 With CMS indicator
- 省略: 不带发讯器 Omit if without indicator
- 过滤精度 Filtration accuracy (μ m)
- 公称流量 Flow rate (L/min)
- 公称压力 Pressure class A: 1.6(MPa)

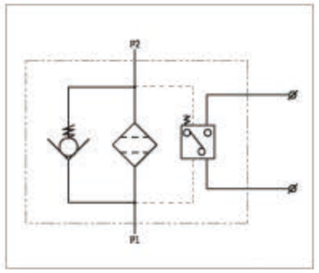

(三) 技术参数 TECHNICAL DATA

型号 Model	通径 Dia. (mm)	公称流量 Flow rate (L/min)	过滤精度 Filtr. (μ m)	公称压力 Press. (MPa)	压力损失 Pressure loss(MPa) Initial	压力损失 Pressure loss(MPa) Max.	旁通阀开启压力 By-pass setting (MPa)	发讯装置功率 Indicator power	重量 Weight (Kg)	滤芯型号 Model of element	滤芯数量 Quantities of elements
DRLF-A1300 × * P	100	1300	1	1.6	0.1	0.35	0.4	24V/48W 220V/50W	140	SFX-1300 × *	1
DRLF-A2600 × * P	150	2600	3						202		2
DRLF-A3900 × * P	200	3900	5						225		3
DRLF-A6500 × * P	250	6500	10						266		5
DRLF-A7800 × * P	250	7800	20						287		6
DRLF-A9100 × * P	250	9100	30						308		7

注：*为过滤精度。若使用介质为水—乙二醇，公称流量2600L/min，过滤精度10 μ m，带发讯器。则过滤器型号为DRLF · BH-A2600 × 10P，滤芯型号为SFX · BH-1300X10。

Note:*is represents filtration. If the filter fluid is water-glycol, flower rate 2600L/min, filtration accuracy 10 μ m and the filter equipped and CMS indicator. The model of the filter is DRLF · BH-H2600 × 10P, the model of element is SFX · BH-1300X10

(四) 安装外形尺寸 MOUNTING SIZE

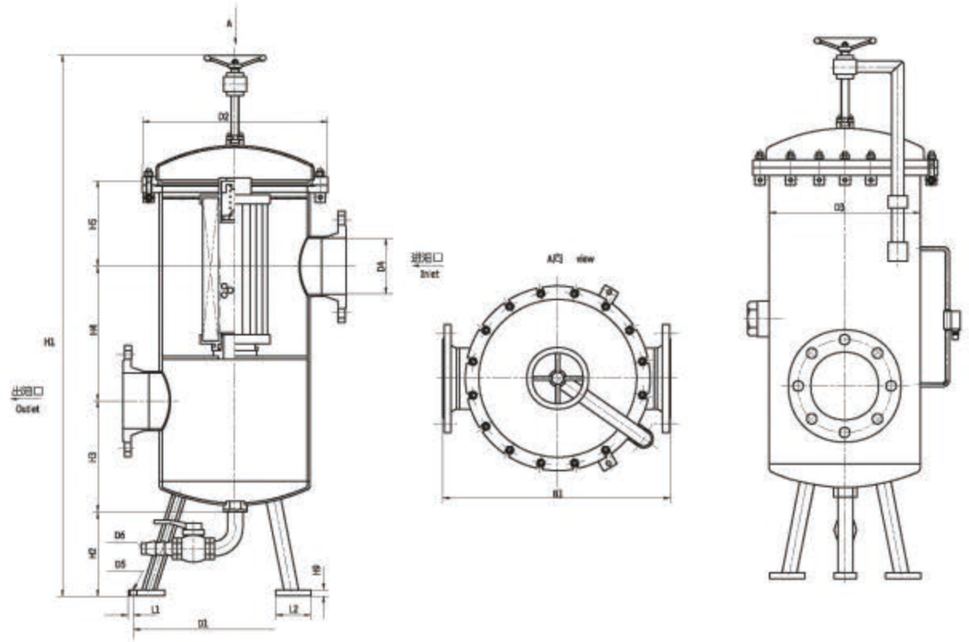

外接法兰连接尺寸 External connecting flange

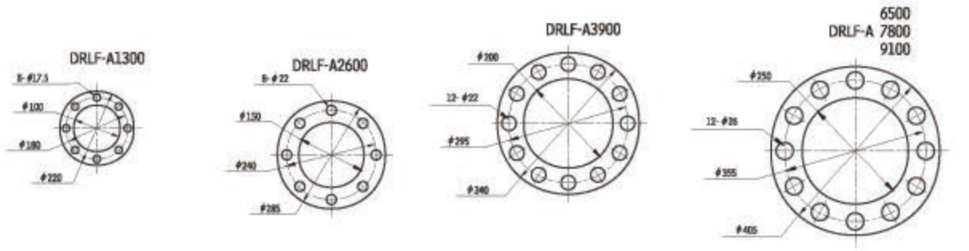

型号 Model	尺寸 Size(mm)																	滤芯总数
	B1	D1	D2	D3	D4	D5	D6	H1	H2	H3	H4	H5	H6	H8	H9	L1	L2	
DRLF-A1300×*P	502	450	340	264	100	14	21	1400	250	230	365	230	150	200	12	20	80	1
DRLF-A2600×*P	602	555	500	412	150	18	32.4	1480	250	275			225	260		29	100	2
DRLF-A3900×*P					200													3
DRLF-A6500×*P	754	600	610	516	250	23		1700		350	450	250	270	325	18	31	110	5
DRLF-A7800×*P																		6
DRLF-A9100×*P																		7

ZU-H、QU-H系列压力管路过滤器
ZU-H、QU-H HIGH PRESSURE LINE FILTER SERIES

(一) 简介

该过滤器安装在液压系统的压力管路上，用以滤除液压油中混入的机械杂质和液压油本身化学变化所产生的胶质、沥清质、炭渣质等，从而防止阀芯卡死、节流小孔缝隙和阻尼孔的堵塞以及液压元件过快磨损等故障的发生。

该过滤器过滤效果好，精度高，但堵塞后清洗比较难，而须更换滤芯。

该过滤器设有压差发讯装置，当滤芯污染堵塞到进出油口压差为0.35MPa时，即发出开关信号，此时更换滤芯，以达到保护系统安全的目的。

该过滤器滤芯采用玻璃纤维过滤材质，具有过滤精度高、通油能力大、原始压力损失小、纳污量大等优点，其过滤精度以绝对过滤精度标定，过滤比β3、5、10、20＞200，过滤效率n≥99.5%，符合ISO标准。

INTRODUCTION

ZU-H、 QU-H series filters are of high pressure type and used in the pressure line of hydraulic system. Filter element is made of glass fibre or paper. Differential pressure indicator signals when the pressure drop across filter element reaches 0.35MPa

(二) 型号说明 MODEL CODE

□ □ · □ – □ □ × □ □ □

ZU: 纸质过滤器 Paper filter
QU: 化纤过滤器 Fibre filter
WU: 网式过滤器 Wire mesh filter

I : 带旁通阀 With by-pass valve
省略：不带旁通阀
Omit if use without by-pass valve

BH: 介质为水—乙二醇 Water-glycol
省略：介质为一般液压油
Omit if use hydraulic oil

公称压力 Pressure class: H: 32MPa
E: ≤22MPa

过滤精度 Filtration accuracy (μm)

公称流量 Flow rate (L/min)

P:带CMS型发讯器 With CMS indicator
省略：不带发讯器 Omit if without indicator

省略：螺纹连接 Omit if threaded connection
F: 法兰连接 flanged connection
B: 板式连接 plated connection
DL: 倒装管式 inverted threaded connection
DF: 倒装法兰式 inverted flanged connection
DFA: 倒装法兰式 inverted flanged connection A
DFB: 倒装法兰式 inverted flanged connection B
BD: 倒装板式 inverted plated connection

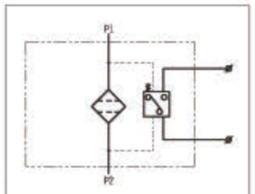

(三) 技术参数 TECHNICAL DATA

型号 Model	通径 Dia. (mm)	公称流量 Flow rate (L/min)	过滤精度 Filtr. (μm)	公称压力 Press. (MPa)	压力损失 Pressure loss(MPa) Initial	压力损失 Pressure loss(MPa) Max.	发讯装置功率 Indicator power	重量 Weight (Kg)	滤芯型号 Model of element	连接方式 Connect
ZQU-H10×*P	15	10	1 3 5 10 20 30	32	0.08	0.35	24V/48W 220V/50W	3.6	HX – 10×*#	管式 Threaded
ZQU-H25×*P		25						5.0	HX – 25×*#	
ZQU-H40×*P	20	40			0.1			8.0	HX – 40×*#	
ZQU-H63×*P		63						9.8	HX – 63×*#	
ZQU-H100×*P	25	100						12.0	HX – 100×*#	
ZQU-H160×*P	32	160			0.12			18.2	HX – 160×*#	
ZQU-H250×*FP	40	250						23.0	HX – 250×*#	法兰式 Flanged
ZQU-H400×*FP	50	400			0.15			33.8	HX – 400×*#	
ZQU-H630×*FP	53	630						42.0	HX – 630×*#	
ZQU-H800×*FP		800						52.0	HX – 800×*#	

注：*为过滤精度，#表示过滤材料，若使用介质为水—乙二醇，使用压力32MPa，公称流量63L/min，滤材为纸质，带发讯器和旁通阀，则过滤器型号为：ZUI · BH – H63×*P，滤芯型号为HX · BH-63×*0。滤材为化纤，带发讯器，则过滤器型号为：QU · BH-63×*Q，滤芯型号为HX · BH-63×*Q，滤材为金属网，带发讯器，则过滤型号为:WU – H63×*P，滤芯型号为：HX – 63×*W

Note: * is represents filtration, # is filter media If the filter fluid is water-glycol, usage pressure 32MPa,flower rate 63L/min,filter media is paper, the filter equipped with indicator and by-pass valve, the model of the fi-lter is ZUI · BH – H63×*P. That of the element is HX · BH – H63×*, if filter media is fibre and the filter equipped with indicator, the model of the filter is QU · BH – H63×*P, that of the element is HX · BH – H63×*Q;if filter media is wire mesh and the filter equipped with indicator, the model of the filter is WU · BH – H63×*P,That of the element is HX · BH – H63×*W;

型号 Model	通径 Dia. (mm)	公称流量 Flow rate (L/min)	过滤精度 Filtr. (μm)	公称压力 Press. (Mpa)	压力损失 Pressure loss(MPa) Initial	压力损失 Pressure loss(MPa) Max.	发讯装置功率 Indicator power	重量 Weight (Kg)	滤芯型号 Model of element	连接方式 Connect
ZQU-H10×*BP	15	10			0.08			5.7	HBX－10×*	板式 Plated
ZQU-H25×*BP		25						7.0	HBX－25×*	
ZQU-H40×*BP	20	40			0.1			11.5	HBX－40×*	
ZQU-H63×*BP		63						13.2	HBX－63×*	
ZQU-H100×*BP	25	100						15.0	HBX－110×*	
ZQU-H160×*BP	32	160			0.12			21.4	HBX－160×*	
ZQU-H250×*BP	40	250						25.7	HBX－250×*	
ZQU-H400×*BP	50	400			0.15			38.0	HBX－400×*	
ZQU-H630×*BP		630						42.3	HBX－630×*	
ZQU-H10×*DLP	15	10			0.08			8.5	HDX－10×*	倒装管式 Inverted threaded
ZQU-H25×*DLP		25						9.9	HDX－25×*	
ZQU-H40×*DLP	20	40			0.1			16.4	HDX－40×*	
ZQU-H63×*DLP		63						18.9	HDX－63×*	
ZQU-H100×*DLP	25	100						22.5	HDX－100×*	
ZQU-H160×*DLP	32	160			0.15			33.4	HDX－160×*	
ZQU-H10×*DFP	15	10			0.08			8.6	HDX－10×*	倒装法兰式 Inverted flanged
ZQU-H25×*DFP		25						10.0	HDX－25×*	
ZQU-H40×*DFP	20	40			0.1			16.6	HDX－40×*	
ZQU-H63×*DFP		63						19.2	HDX－63×*	
ZQU-H100×*DFP	25	100						22.9	HDX－100×*	
ZQU-H160×*DFP	32	160			0.12			34.0	HDX－160×*	
ZQU-H250×*DFP	40	250	1					41.9	HDX－250×*	
ZQU-H400×*DFP	50	400			0.15			57.6	HDX－400×*	
ZQU-H630×*DFP	53	630	3					62.4	HDX－630×*	
ZQU-H800×*DFP		800							HDX－800×*	
ZQU-H10×*DFAP	15	10	5		0.08			8.6	HDX－10×*	倒装法兰式A型 Inverted flanged A
ZQU-H25×*DFAP		25						10.0	HDX－25×*	
ZQU-H40×*DFAP	20	40	10		0.1			16.6	HDX－40×*	
ZQU-H63×*DFAP		63						19.2	HDX－63×*	
ZQU-H100×*DFAP	25	100	20					22.9	HDX－100×*	
ZQU-H160×*DFAP	32	160			0.12			34.0	HDX－160×*	
ZQU-H250×*DFAP	40	250	30					41.9	HDX－250×*	
ZQU-H400×*DFAP	50	400			0.15			57.6	HDX－400×*	
ZQU-H630×*DFAP	53	630	40					62.4	HDX－630×*	
ZQU-H800×*DFAP		800							HDX－800×*	
ZQU-H10×*DFBP	15	10			0.08			8.6	HDX－10×*	倒装法兰式B型 Inverted flanged B
ZQU-H25×*DFBP		25						10.0	HDX－25×*	
ZQU-H40×*DFBP	20	40			0.1			16.6	HDX－40×*	
ZQU-H63×*DFBP		63						19.2	HDX－63×*	
ZQU-H100×*DFBP	25	100						22.9	HDX－100×*	
ZQU-H160×*DFBP	32	160			0.12			34.0	HDX－160×*	
ZQU-H250×*DFBP	40	250						41.9	HDX－250×*	
ZQU-H400×*DFBP	50	400			0.15			57.6	HDX－400×*	
ZQU-H630×*DFBP	53	630						62.4	HDX－630×*	
ZQU-H800×*DFBP		800							HDX－800×*	
ZQU-H10×*BDP	15	10			0.08			8.4	HDX－10×*	倒装板式 Inverted plate
ZQU-H25×*BDP		25						9.8	HDX－25×*	
ZQU-H40×*BDP	20	40			0.1			16.3	HDX－40×*	
ZQU-H63×*BDP		63						18.9	HDX－63×*	
ZQU-H100×*BDP	25	100						22.5	HDX－100×*	
ZQU-H160×*BDP	40	160			0.12			33.6	HDX－160×*	
ZQU-H250×*BDP		250						41.3	HDX－250×*	
ZQU-H400×*BDP	50	400			0.15			57.0	HDX－400×*	
ZQU-H630×*BDP		630						61.8	HDX－630×*	
ZQU-H800×*BDP		800							HDX－800×*	

新乡市利菲尔特滤器有限公司 XINXIANG LIFEIERTE FILTER CO.,LTD.
LEFILTER® 中国·利菲尔特

(四) 滤芯压差流量曲线
ELEMENT PRESSURE DROP(△P)AGAINST FLOW CURVES

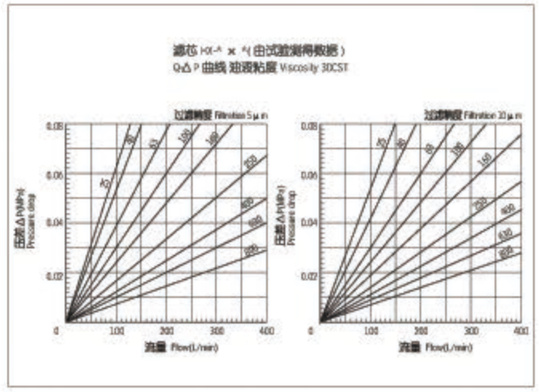

(五) 安装外形尺寸 MOUNTING SIZE
1、管式 Threaded connection

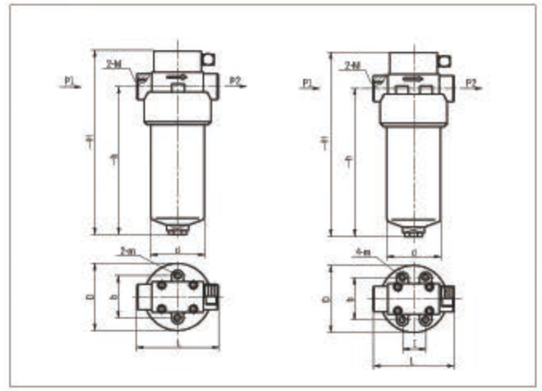

型号 Model	尺寸 Size (mm) ~H	~h	L	I	b	D	d	m	M
ZQU－H10×*P	198	140	118		70	φ88	φ73	2-M6	M27×2
ZQU－H25×*P	288	230							
ZQU－H40×*P	255	194	128	44	86	φ124	φ102	4-M10	M33×2
ZQU－H63×*P	323	262							
ZQU－H100×*P	394	329							M42×2
ZQU－H160×*P	435	362	166	60	100	φ146	φ121		M48×2

注：流量为10L/min时，出油口螺纹选用M18×1.5；25L/min时，出油口螺纹则选用M22×1.5，它属特殊订货，型号为ZUT-H10×*P；ZUT-H25×*P
Note: 10L/min connecting thread M18×1.5, 25L/min connecting thread M22×1.5 is special order. The model will be ZUT-H10× *P and ZUT-H25 ×*P.

更改说明

①原流量为10 L/min的压力管路过滤器，除进出油口的螺纹尺寸由2-M18×1.5改为2-M27×2(型号ZU-H10×*P)外，其余尺寸不变，2-M18×1.5属特殊订货，型号为ZUT-H10×*P，原流量为25L/min的压力管路过滤器，除进出油口螺纹尺寸由2-M22×1.5改成2-M27×2（型号ZU-H25×*P）外，其余尺寸不变，2-M22×1.5属特殊订货，型号为ZUT-H25×*P，技术参数不变上述改动自1986年元月1日起实行。

②原样本中带发讯器为S是CS-V型压差式发讯器现改为带发讯器为P是CMS型压差发讯器，CMS型压差发讯器是在CS-V型压差发讯器基础上改进而成，是具有目测与电发讯为一体的较先进，可靠的发讯器。

2、法兰式 Flanged connection

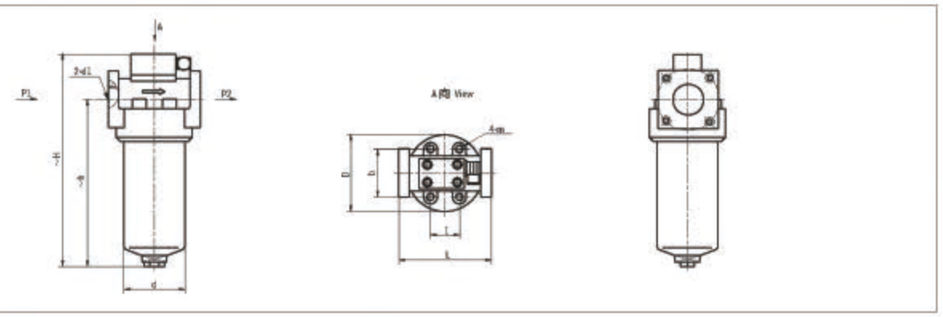

型号 Model	尺寸 Size (mm) ~H	~h	L	I	b	D	d	d1	m
ZQU－H250×*FP	508	430	166	60	100	146	121	φ40	M10
ZQU－H400×*FP	545	461	206		123	170	146	φ50	M12
ZQU－H630×*FP	647	563			128			φ55	
ZQU－H800×*FP	767	683							

2.1 连接法兰请用户参照下列尺寸加工：
Manufacturing connecting flange as follow drawing

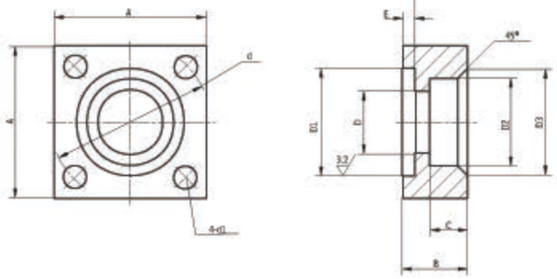

型号 Model	尺寸 Size (mm)													法兰用O形圈 'O' ring for flange	法兰用螺钉 Screw for flange
	A	B	C	D	D1		D2		D3	d	E		d1		
ZQU-H250×*FP	100	30	18	φ40	φ55	0 -0.2	φ52	+0.2 0	φ60	φ98	2.4	0 -0.1	17	φ55×3.1	M16×45
ZQU-H400×*FP	123	36	20	φ52	φ73		φ65		φ73	φ118	4.5		22	φ73×5.7	M20×60
ZQU-H630×*FP	142	42	22	φ55	φ77		φ77		φ85	φ145				φ80×5.7	M20×65
ZQU-H800×*FP	142	42	22	φ55	φ77		φ77		φ85	φ145				φ80×5.7	M20×65

3、板式 Plated connection

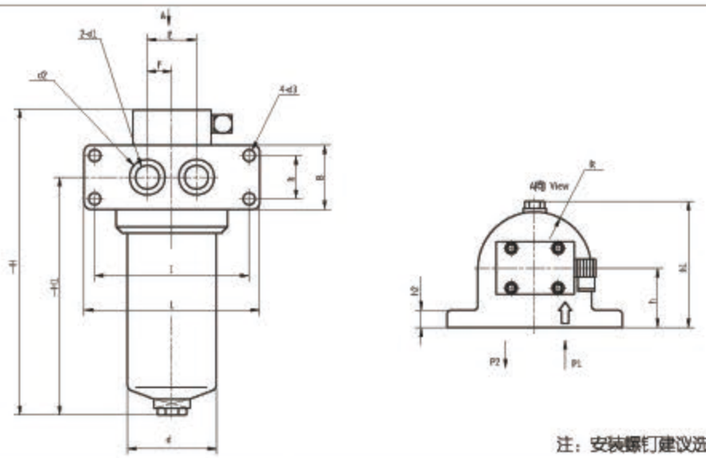

注：安装螺钉建议选用GB/T70.1-2000 12.9级

型号 Model	尺寸 Size (mm)															
	~H	~H1	R	d	L	B	I	b	E	F	h	h1	h2	d1	d2	d3
ZQU-H10×*BP	210	142	46	φ73	158	60	128	30	40	20	50	110	22	φ15	φ24	φ13
ZQU-H25×*BP	300	232														
ZQU-H40×*BP	269	199	62	φ102	190	64	160	32	50	25	65	138	25	φ25	φ32	φ15
ZQU-H63×*BP	337	267														
ZQU-H100×*BP	399	329														
ZQU-H160×*BP	426	353	73	φ121	212	72	180	40	60	30	77	164	30	φ32	φ40	φ17
ZQU-H250×*BP	507	429				80		48					30	φ40	φ50	
ZQU-H400×*BP	554	461	85	φ146	275	110	225	60	80	40	92	194	40	φ50	φ65	φ26
ZQU-H630×*BP	654	561														

4、倒装管式 Inverted threaded connection

1、吊环螺钉 Screw
2、顶盖 Cover
3、滤芯 Element
4、壳体 Bowl
5、滤头 Filter head
6、旁通阀 By-pass valve
7、发讯器 Indicator

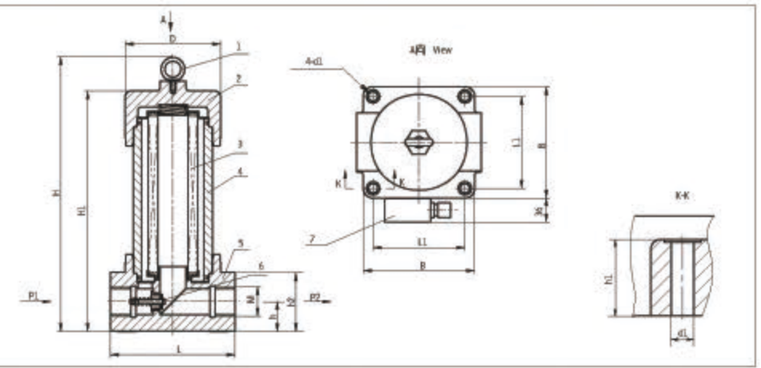

型号 Model	尺寸 Size (mm)										
	H	H1	L	L1	B	d1	h	h1	h2	M	D
ZQU-H10×*DLP	198	148	130	95	115	φ9	27.5	33	54	M27×2	φ92
ZQU-H25×*DLP	288	238									
ZQU-H40×*DLP	247	197	156	115	145	φ14	34	41	68	M33×2	φ124
ZQU-H63×*DLP	315	265									
ZQU-H100×*DLP	377	327								M42×2	
ZQU-H160×*DLP	415	365	190	140	170		46	50	92	M48×2	φ146

5、倒装法兰式 Inverted flange connection

1、吊环螺钉 Screw
2、顶盖 Cover
3、滤芯 Element
4、壳体 Bowl
5、滤头 Filter head
6、旁通阀 By-pass valve
7、发讯器 Indicator

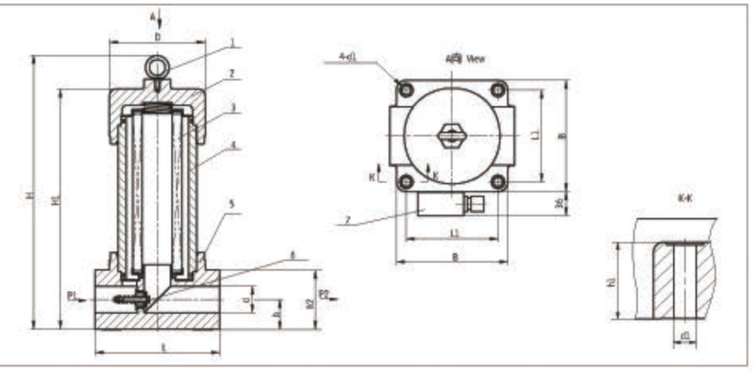

型号 Model	尺寸 Size (mm)										
	H	H1	D	L	L1	B	d1	h	h1	h2	d
ZQU-H10×*DFP	198	148	φ92	130	95	115	φ9	27.5	33	54	φ18
ZQU-H25×*DFP	288	238									
ZQU-H40×*DFP	247	197	φ124	156	115	145	φ14	34	41	68	φ25
ZQU-H63×*DFP	315	265									
ZQU-H100×*DFP	377	327									
ZQU-H160×*DFP	415	365	φ146	190	140	170		46	50	92	φ32
ZQU-H250×*DFP	485	435									φ40
ZQU-H400×*DFP	532	482	φ176	240	160	200	φ18	63	75	122	φ50
ZQU-H630×*DFP	632	582									φ55
ZQU-H800×*DFP	752	702									

注：法兰尺寸见51页 Note: the sizes of flange see page51

6、倒装法兰式A型 Inverted flanged connection A

1、吊环螺钉 Screw
2、顶盖 Cover
3、滤芯 Element
4、壳体 Bowl
5、滤头 Filter head
6、旁通阀 By-pass valve
7、发讯器 Indicator

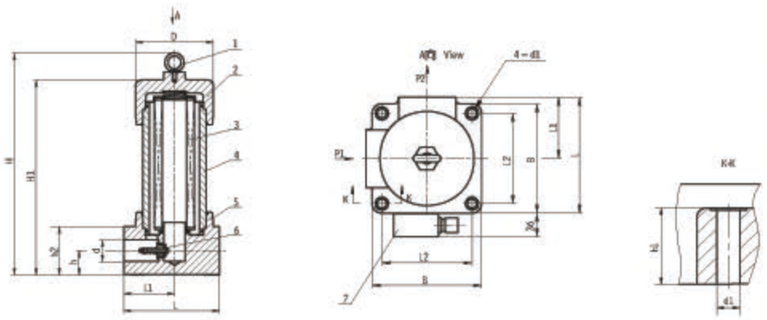

型号 Model	尺寸 Size (mm)											
	H	H1	L	L1	L2	B	d1	h	h1	h2	d	D
ZQU-H10×*DFAP	198	148	122.5	65	95	115	φ9	27.5	33	54	φ18	φ92
ZQU-H25×*DFAP	288	238										
ZQU-H40×*DFAP	247	197	150.5	78	115	145	φ14	34	41	68	φ25	φ124
ZQU-H63×*DFAP	315	265										
ZQU-H100×*DFAP	377	327										
ZQU-H160×*DFAP	415	365	180	95	140	170		46	50	92	φ32	φ146
ZQU-H250×*DFAP	485	435									φ40	
ZQU-H400×*DFAP	532	482	220	120	160	200	φ18	63	75	122	φ50	φ176
ZQU-H630×*DFAP	632	582									φ55	
ZQU-H800×*DFAP	752	702										

注：法兰尺寸在第49页 Note:the sizes of flange see page 49

7、倒装法兰式B型 Inverted flanged connection B。

1、吊环螺钉 Screw
2、顶盖 Cover
3、滤芯 Element
4、壳体 Bowl
5、滤头 Filter head
6、旁通阀 By-pass valve
7、发讯器 Indicator

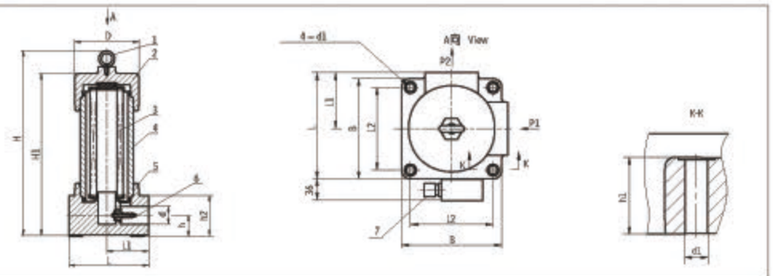

型号 Model	尺寸 Size (mm)											
	H	H1	L	L1	L2	B	d1	h	h1	h2	d	D
ZQU-H10×*DFBP	198	148	122.5	65	95	115	φ9	27.5	33	54	φ18	φ92
ZQU-H25×*DFBP	288	238										
ZQU-H40×*DFBP	247	197	150.5	78	115	145	φ14	34	41	68	φ25	φ124
ZQU-H63×*DFBP	315	265										
ZQU-H100×*DFBP	377	327										
ZQU-H160×*DFBP	415	365	180	95	140	170		46	50	92	φ32	φ146
ZQU-H250×*DFBP	485	435									φ40	
ZQU-H400×*DFBP	532	482	220	120	160	200	φ18	63	75	122	φ50	φ176
ZQU-H630×*DFBP	632	582									φ55	
ZQU-H800×*DFBP	752	702										

注：法兰尺寸在第49页 Note:the sizes of flange see page 49

8、倒装板式Inverted plated connection

1、吊环螺钉 Screw
2、顶盖 Cover
3、滤芯 Element
4、壳体 Bowl
5、滤头 Filter head
6、旁通阀 By-pass valve
7、发讯器 Indicator

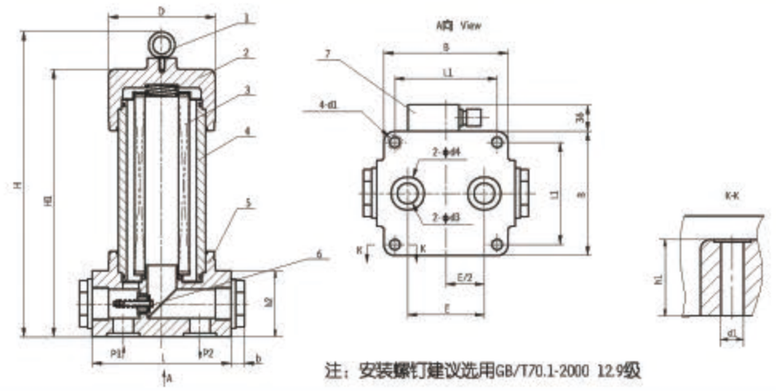

注：安装螺钉建议选用GB/T70.1-2000 12.9级

型号 Model	尺寸 Size (mm)												
	H	H1	D	L	L1	B	d1	E	h1	h2	d3	d4	b
ZQU-H10×*BDP	196	146	φ92	130	90	115	φ11.5	60	31	50	φ15	φ24	14
ZQU-H25×*BDP	286	236											
ZQU-H40×*BDP	245	195	φ124	156	115	145	φ16	88	39	64	φ25	φ38	15
ZQU-H63×*BDP	313	263											
ZQU-H100×*BDP	375	325											
ZQU-H160×*BDP	413	363	φ146	190	135	170	φ18	104	48	88	φ40	φ50	23
ZQU-H250×*BDP	483	433											
ZQU-H400×*BDP	530	480	φ176	240	160	200	φ26	144	70	118	φ50	φ65	24
ZQU-H630×*BDP	630	580											
ZQU-H800×*BDP	750	700											

9、连接法兰请用户参考下列尺寸加工：
Connecting flange as follow drawing

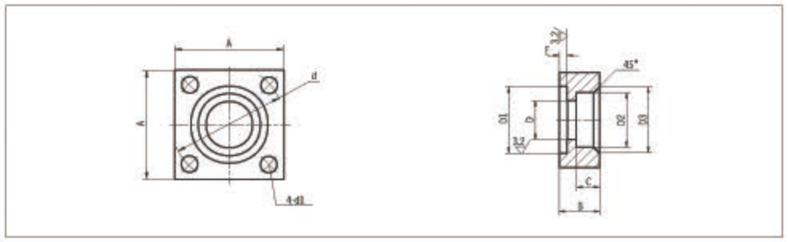

型号 Model	尺寸 Size (mm)									法兰用"O"形圈 "O"ring for flange	法兰用螺钉 Screw for flange
	A	B	C	D	D1	D2	D3	d	E	d1	
ZQU-H10×*DΔP	52	22	11	φ18	φ30	φ28	φ36	φ50	2.4	φ9	φ30×3.1	M8×40
ZQU-H25×*DΔP												
ZQU-H40×*DΔP	66		12	φ25	φ40	φ35	φ43	φ62		φ11	φ40×3.1	M10×45
ZQU-H63×*DΔP												
ZQU-H100×*DΔP					0 -0.2	+0.2 0			0 -0.1			
ZQU-H160×*DΔP	90	26	16	φ32	φ50	φ43	φ51	φ85		φ17	φ50×3.1	M16×45
ZQU-H250×*DΔP				φ40		φ52	φ60					
ZQU-H400×*DΔP	120	36	20	φ52	φ73	φ65	φ73	φ118	4.5	φ22	φ73×5.7	M20×65
ZQU-H630×*DΔP				φ55	φ80	φ77	φ85				φ80×5.7	
ZQU-H800×*DΔP												

注：Δ为F, FA, FB。Note: Δ is F, FA or FB

GU-H 系列自封式压力管路过滤器

GU-H WITH CHECK VALVE PRESSURE LINE FILTER SERIES

(一) 简介

该过滤器安装在液压系统的压力管路上，用于清除或阻止液压油中混入的机械杂质和液压本身化学变化所产生的胶质,沥清质,炭渣质等,从而防止阀芯卡死、节流小孔、缝隙和阻尼孔的堵塞以及液压元件过快磨损等故障的发生。

该过滤器设有压差发讯器，当滤芯被污染堵塞到进出油口压差为0.35MPa时，即发出开关信号，此时应清洗或更换滤芯，以达到保证系统安全的目的。该过滤器还设有旁通止回阀，当滤芯被污染堵塞到压差为0.4MPa时，或其它原因引起过滤器进出油口压差过大，旁通阀能自动开启来保证系统，当清洗或更换滤芯时，为防止系统油液回流及阻止压力管路的油液流失，避免空气和污染物质进入系统，又可以使油液反向非过滤流动，反向流量为公称流量的四分之一。

滤芯采用新型化学过滤材质，因此具有过滤精度高，通油能力大，原始压力损失小，纳污量大等优点，其过滤精度以绝对过滤精度标定，过滤比β3、5、10、20＞200,过滤效率n≥99.5%，符合ISO标准。

INTRODUCTION

GU-H series filters are high pressure type and used in the pressure line of hydraulic system. Filter element is made of glass fibre.This new filter media has high efficiency and large dirt capacity.The absolute filtration is high.beta ratio is over 100.

The differential pressure indicator signals when pressure drop across element reaches 0.35MPa.As the pressure drop rises to 0.4MPa,the by-pass valve in this filter will open allowing oil flowing directly. When the element being changed or cleaned, the oil of system can counter flow to prevent air and contaminant entering the system.The counter flow has not been filtered and is quarter of this filter flow rate.

(二) 型号说明 MODEL CODE

GU·□—H □×□ □ □

- P:带CMS型发讯器 With CMS indicator / 省略:不带发讯器Omit if without indicator
- 省略:螺纹连接 Omit if threaded connection / F:法兰连接Flanged connection
- 过滤精度 Filtration accuracy(μm)
- 公称流量 Flow rate(L/min)
- 公称压力 Pressure class H:32MPa
- BH:介质为水—乙二醇 Water-glycol / 省略:介质为一般液压油Omit if use hydraulic oil
- 自封式压力管路过滤器 With check valve pressure line filter

(三) 技术参数TECHNICAL DATA

型号 Model	通径 Dia. (mm)	公称流量 Flow rate (L/min)	过滤精度 Filtr. (μm)	公称压力 Press. (MPa)	压力损失 Pressure loss(MPa) Intial	压力损失 Max	旁通阀开启压力 By-pass setting (MPa)	发讯装置功率 Indicator power	重量 Weight (Kg)	滤芯型号 Model of element	连接方式 Connect
GU-H10×*p	15	10	3	32	0.08	0.35	0.4	24V/48W 220V/50W	3.9	GX-10×*	管式 Threaded
GU-H25×*p		25							5.3	GX-25×*	
GU-H40×*p	20	40	5						8.4	GX-40×*	
GU-H63×*p		63	10		0.1				10.2	GX-63×*	
GU-H100×*p	25	100							12.4	GX-100×*	
GU-H160×*p	32	160	20						18.7	GX-160×*	
GU-H250×*p	40	250	30		0.15				23.5	GX-250×*	法兰 Flanged
GU-H400×*p	50	400	40		0.2				39.4	GX-400×*	
GU-H630×*P	53	630							42.6	GX-630×*	

注：*为过滤精度。若使用介质为水—乙二醇，使用压力32MPa，公称流量63L/min，过滤精度10μm，带发讯器。则过滤器型号为GU·BH-H63×10P，滤芯型号为GX·BH-63×10

Note:*is represents filtration. If the filter fluid is water-glycol, usage pressure 32MPa、flower rate 63L/min、 filtration accuracy 10μm and the filter equipped with CMS indicator. The model of the filter is GU·BH-H63×10P,the model of element is GX·BH-63×10

(四) 安装外形尺寸 MOUNTING SIZE

1、管式 Threaded connection

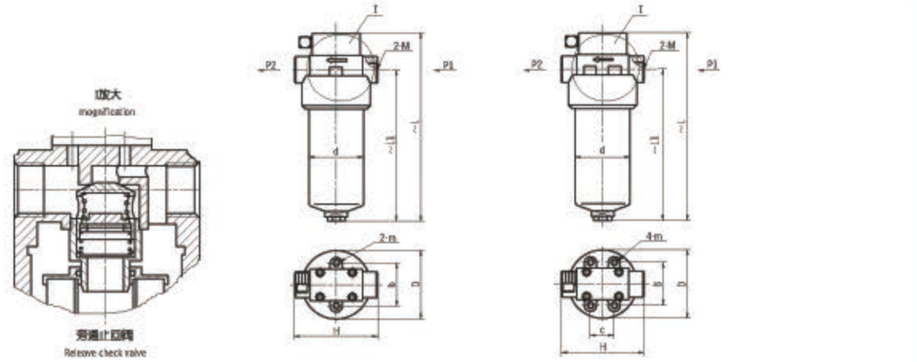

型号 Model	尺寸 Size (mm) ~L	~L1	H	b	c	D	d	M	m
GU-H10×*p	220	160	118	70		φ88	φ73	M27×2	M6
GU-H25×*p	310	250							
GU-H40×*p	306	237	128	86	44	φ124	φ102	M33×2	M10
GU-H63×*p	361	295							
GU-H100×*p	429	357						M42×2	
GU-H160×*p	468	393	166	100	60	φ146	φ121	M48×2	

2、法兰式 flanged connection

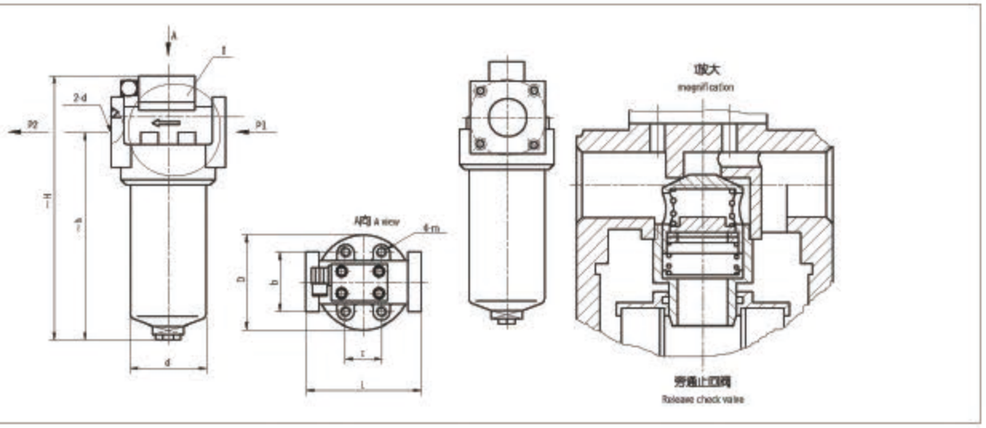

型号 Model	尺寸 Size (mm) ~H	~h	L	c	b	D	d	d1	m
GU-H250×*FP	534	457	166	60	100	146	121	φ40	M10
GU-H400×*FP	585	498	206		123	170	146	φ50	M12
GU-H630×*FP	689	600			128			φ55	

注:连接法兰请用户按ZU-H系列连接法兰尺寸加工。

note:please manufacture the connecting flange as ZU-H series.

ZU-A QU-A WU-A XU-A 系列回油过滤器

ZU-A QU-A WU-A XU-A RETURN LINE FILTER SERIES

(一) 简介

该过滤器安装在液压系统的回油管路处，用以滤除油液中诸元件磨损的金属粉末以及密封件磨损的橡胶杂质等，使流回油箱中的油液保持清洁，有利于系统中油液循环使用。

该过滤器分化纤式，纸质式、网式和线隙式四种。化纤式比纸质式过滤效果好，精度高，化纤式和纸质式滤芯堵塞后清洗比较困难，因此必须更换滤芯。

该过滤器装有压差发讯装置，当滤芯因污染堵塞致使进出油口压差达 0.35 MPa时，便发出开关信号，此时应清洗或更换滤芯。

该过滤器滤芯采用玻璃纤维过滤材质，具有过滤精度高、通油能力大、原始压力损失少、纳污量大等优点，其过滤精度以绝对过滤精度标定，过滤比 β 3、5、10、20≥200，过滤效率n≥99.5%，符合ISO 标准。

INTRODUCTION

These series filters are return line ones. The filter element of QU-A,ZU-A, WU-A, XU-A series the four types which are glass fibre, paper, wire mesh & notched wire while that of XU-A series is of wound brass wire. They have the same working pressure but different filtration fineness. Differential pressure indicator willact when the pressure drop across filter element attains 0.35MPa.

(二)型号说明 ORDERING INFORMATION

□ □·□—A □×□□□

- ZU:纸质过滤器 Paper filter
- QU:化纤式过滤器 Fibre filter
- WU:网式过滤器 Wire mesh filter
- XU:线隙式过滤器 Notched wire filter
- I:带旁通阀With by-pass valve
- 省略：不带旁通阀Omit if without by-pass valve
- BH：介质为水一乙二醇 Water-glycol
- 省略：介质为一般液压油Omit if use hydraulic oil
- 公称压力 Pressure class A:1.6MPa
- 公称流量 Flow rate(L/min)
- 过滤精度 Filtration accuracy(μ m)
- P:带CMS型发讯器 With CMS indicator
- 省略：不带发讯器 Omit if without indicator
- 省略：管式 Omit if threaded connection
- F:法兰式 Flanged connection
- B:板式 Plated connection

注：原样本中带S的发讯器是CS-V型压差式发讯器现改为CMS型压差发讯器。CMS型压差发讯器是在CS-V型压差发讯器基础上改进而成，它具有目测与电发讯为一体的特点，是较先进可靠的发讯器。

(三)技术参数TECHNICAL DATA

1.ZU-A、QU-A、WU-A系列滤油器 1.ZU-A、QU-A、WU-A filter series

型号 Model	通径 Dia. (mm)	公称流量 Flow rate (L/min)	过滤精度 Filtr. (μm)	公称压力 Press. (MPa)	压力损失 Pressure loss(MPa) Initial	压力损失 Max	旁通阀开启压力 By-pass setting (MPa)	发讯装置功率 Indicator power	重量 Weight (Kg)	连接方式 Connect	滤芯型号 Model of element
□U-A10×*P	10	10	1	1.6	0.05	0.35	0.4	24V/48W 220V/50W	2.6	管式 Thread	TZX-10×*#
□U-A25×*P	15	25	3						3.2		TZX-25×*#
□U-A40×*P	20	40	5		0.07				3.6		TZX-40×*#
□U-A63×*P	25	63	10						4.8		TZX-63×*#
□U-A100×*P	32	100	20		0.12				5.8		TZX-100×*#
□U-A160×*P	40	160	30						6.7		TZX-160×*#
□U-A250×*FP	50	250			0.15				9.5	法兰 Flange	TZX-250×*#
□U-A400×*FP	65	400							14.4		TZX-400×*#
□U-A630×*FP	80	630			0.17				22.3		TZX-630×*#
□U-A800×*FP	90	800									TZX-800×*#
□U-A1000×*FP	100	1000									TZX-1000×*#
□U-A25×*BP	20	25			0.05				3.2	板式 Plate	TZX-25×*#
□U-A40×*BP		40							3.5		TZX-40×*#
□U-A63×*BP	32	63			0.07				3.9		TZX-63×*#
□U-A100×*BP		100							6.2		TZX-100×*#
□U-A160×*BP	38	160			0.12				7.0		TZX-160×*#
□U-A250×*BP	50	250							10.0		TZX-250×*#
□U-A400×*BP	65	400			0.15				15.4		TZX-400×*#

注：*为过滤精度，#表示过滤材料，若使用介质为水一乙二醇，使用压力1.6MPa，公称流量63L/min，滤材为纸质，带发讯器，则过滤器型号为：ZU·BH—A63×*P，滤芯型号为TZX_r·BH-63×*。滤材为化纤,过滤精度为10~15 μ m,带发讯器,则过滤器型号为:Q_u-A63×*P,滤芯型号为:TZX_r-63*Q。滤材为化纤,过滤精度为1~5 μ m,带发讯器,则过滤器型号为:Q_uU-A63×*P,滤芯型号为:TZX_r-63*Q。滤材为金属网,带发讯器,则过滤器型号:WU-A63×*P ,滤芯型号为:TZX_r·BH-63×*W。

Note: * is represents filtration, # is filter media If the filter fluid is water-glycol, usage pressure 1.6MPa,flower rate 63L/min,filter media is paper, the filter equipped with indicator, the model of the fi-lter is ZU·BH—A63×*P . that of the element is TZX_r·BH—H63×*,if filter media is fibre and filtration 10~15 μ m,and the filter equipped with indicator, the model of the filter is Q_u-A63×*P,that of the element is TZX_r-A63×*Q,if filter media is fibre and filtration 1—5 μ m,and the filter equipped with indicator, the model of the filter is Q_u-A63×*P, that of the element is TZX_r-63×*Q. if filter media is wire mesh, and the filter equipped with indicator, the model of the filter is WU·BH-A63×*P, that of the element is TZX_r·BH-63×*W.

新乡市利菲尔特滤器有限公司 XINXIANG LIFEIERTE FILTER CO.,LTD. LEFILTER® 中国·利菲尔特

2.XU-A系列过滤器 XU-A Filter series

型号 Model	通径 Dia. (mm)	公称流量 Flow rate (L/min)	过滤精度 Filtr. (μm)	公称压力 Press. (MPa)	压力损失 Pressure loss(MPa) Intial	压力损失 Max.	旁通阀开启压力 By-pass setting (MPa)	发讯装置功率 Indicator power	重量 Weight (Kg)	连接方式 Connect	滤芯型号 Model of element
XU-A25×*P	15	25	30	1.6	0.05	0.35	0.4	24V/48W 220V/50W	3.4	管式 Thread	TXX-25×*
XU-A40×*P	20	40							3.9		TXX-40×*
XU-A63×*P	25	63			0.07				4.9		TXX-63×*
XU-A100×*P	32	100							6.3		TXX-100×*
XU-A160×*P	40	160			0.12				7.0		TXX-160×*
XU-A250×*FP	50	250							10.2	法兰 Flange	TXX-250×*
XU-A400×*FP	65	400			0.15				15.2		TXX-400×*
XU-A630×*FP	80	630							25.6		TXX-630×*
XU-A25×*BP	20	25	50		0.05				3.4	板式 Plate	TXX-25×*
XU-A40×*BP		40							4.3		TXX-40×*
XU-A63×*BP	32	63			0.07				5.8		TXX-63×*
XU-A100×*BP		100							7.1		TXX-100×*
XU-A160×*BP	38	160			0.12				7.3		TXX-160×*
XU-A250×*BP	50	250							10.7		TXX-250×*
XU-A400×*BP	65	400			0.15				16.2		TXX-400×*

注：*为过滤精度。使用介质为水一乙二醇，使用压力1.6MPa，公称流量63L/min，过滤精度30 μ m，带发讯器。则过滤器型号为XU·BH-H63×30P，滤芯型号为TXX·BH-63×30

Note:*is represents filtration. If the filter fluid is water-glycol, usage pressure 32MPa、flower rate 63L/min、 filtration accuracy30 μ m and the filter equipped and CMS indicator. The model of the filter is XU·BH-63×30P,the modelof element is TXX·BH-63×30

(四) 安装外形尺寸 MOUNTING SIZE

1.管式：Threaded connection

型号 Model	尺寸 Size (mm) H	h	L	B	D	I	M	m
□U-A10×*P	199	152	104	102	φ70	30	M18×1.5	M6
□U-A25×*P	239	182	120	110	φ89		M22×1.5	
□U-A40×*P	299	242					M27×2	
□U-A63×*P	322	254	146	131	φ109	55	M33×2	M8
□U-A100×*P	422	358	150				M42×2	
□U-A160×*P	449	380	170	148	φ134	65	M48×2	

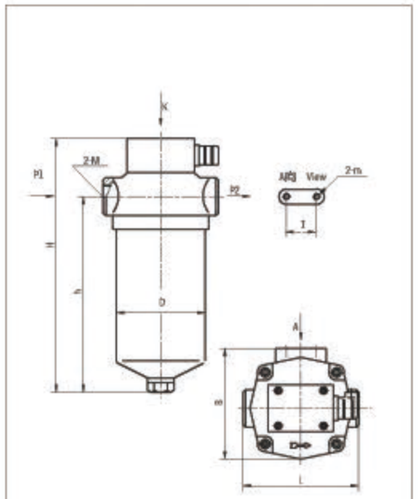

2.法兰式：Flanged connection

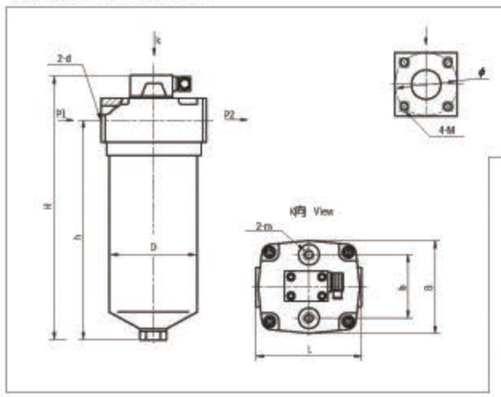

型号 Model	尺寸 Size (mm) H	h	L	B	b	D	m	φ	M
□U-A250×*FP	561	485	182	166	115	φ150	M10	74	M6
□U-A400×*FP	706	625	196	176	140	φ163	M12	94	M8
□U-A630×*FP	846	750	224	212	160	φ186	M12	115	M10
□U-A800×*FP	1024	936	260	250	180	φ212	M12	125	M12
□U-A1000×*FP	1094	1001						135	

3.板式 Plated connection

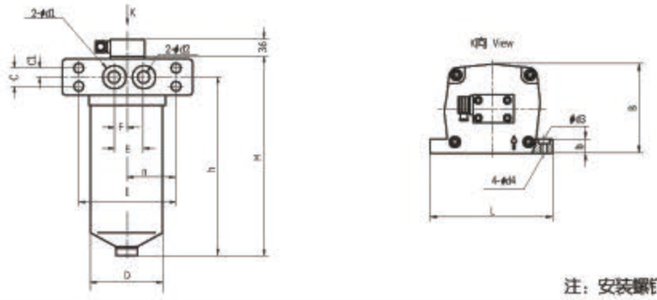

型号 Model	尺寸 SIZE(mm)															
	H	h	L	B	b	D	I	n	E	F	C	C1	φd1	φd2	φd3	φd4
ZQWX U-A25X*BP	202	182	132	104	17	95	116	58	30	10	20	10	28	20	11	7
ZQWX U-A40X*BP	262	242														
ZQWX U-A63X*BP	290	254	160	127	18	115	142	71	45	22.5	30	15	40	32	13.5	9
ZQWX U-A100X*BP	390	354														
ZQWX U-A160X*BP	407	376	180	164		134	162	81	50	25	42	21	45	38	15	9
ZQWX U-A250X*BP	522	486	210	202		150	188	94	66	33	48	24	60	50	18	11
ZQWX U-A400X*BP	669	625	254	214	25	163	228	114	90	45	60	30	75	65	18	13

4.连接法兰请用户参照下列尺寸加工
Please manufacture the connecting flange as follow

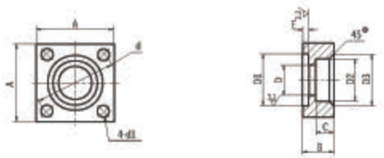

型号 Model	尺寸 Size(mm)										法兰用"O"形圈 "O" ring for flange	法兰用螺钉 Screw for flange
	A	B	C	D	D1	D2	D3	d	E	d1		
ZQWX U-A250×*FP	75	15	9	φ50	φ60 0 -0.06	φ54 +0.2 0	φ60	φ74	2.4 0 -0.1	φ6.7	φ60×3.1	M6×25
ZQWX U-A400×*FP	85			φ65	φ75 0 -0.06	φ70 +0.2 0	φ76	φ94		φ9	φ75×3.1	M8×30
ZQWX U-A630×*FP	115			φ80	φ90 0 -0.07	φ85 +0.2 0	φ91	φ115		φ11	φ90×3.1	M10×30
ZQWX U-A800×*FP	125			φ90	φ100 0 -0.1	φ98 +0.2 0	φ104	φ125		φ13	φ100×3.1	M12×35
ZQWX U-A1000×*FP	135			φ100	φ110 0 -0.1	φ108 +0.2 0	φ114	φ135			φ110×3.1	

CWU系列磁性过滤器
CWU MAGNETIC FILTER SERIES

CWU-10X100B 磁性过滤器用于精密车床中润滑液的过滤，产品外壳为有机玻璃，为滤除加工中产生的超细铁屑粉末，滤芯中装了永久磁铁。

CWU-A25X60磁性过滤器用于精密机床中主轴箱等润滑油的过滤，滤芯中装有永久磁铁，滤材为不锈钢丝网，便于清洗。

There are two models in this series. CWU-10X100B magnetic filter is used in the lubricating system of precision lathe. Filter element is made of stainless steel wire Mesh which can keep the system clean.

CWU-A25X60 filter is used in the head box of precision lathe. There is a permanent magnet in the core of element the filter, madia is made of stainless steel wire mesh.

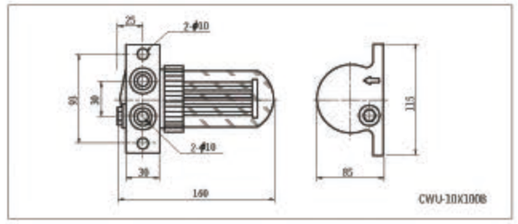

型号 Model	压力Pressure (MPa)	流量 Flow (L/min)	过滤精度Filtr. (μm)	温度 Temp.
CWU-10X100B	0.5	10	100	50±5℃
CWU-A25X60	1.6	25	60	

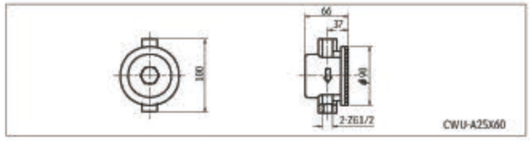

CGQ系列强磁管路过滤器
CGQ STRONG MAGNET LINE FILTER SERIES

(一) 简介

强磁管路过滤器由采用高矫顽力的强磁性材料与阻拦滤网组合而成，吸附力是一般磁性材料的十倍，具有在瞬间液流冲击或高流速状态下，吸附微米级的铁磁性污染物的能力，并能克服在高速大冲击下冲下的铁磁性污染物重新被吸附住，从而避免了液压元件的卡死或磨擦时的磨损，延长液压元件及液压系统的使用寿命,增强液压系统的可靠性。在电液伺服系统和电液比例系统中应用，效果十分明显。

该产品广泛应用于采用电液伺服系统，电液比例系统及一般液压传动系统的机械设备，船舶，武器装备及液压试验台等。

INTRODUCTION

The CGQ series filters have magnets with high coercive force. whose attraction is 10 times stronger than regular magnet, so all the magnetic containments can be removed by this filter at high flow rate. It can be used before the main components and get the reliability of the hydraulic system. This series filters are widely used in electro-hydraulic servo and proportion system.

(二) 技术参数及连接尺寸 TECHNICAL DATA AND SIZE

1.工作压力 Pressure class:31.5MPa
2.过滤精度 Filtration accuracy:60 μm
3.原始压力损失 Initial Pressure loss:0.14～0.19MPa

通径 Dia. d	尺寸 Size(mm) M	D		H		L	O形圈 "O"ring	滤芯型号 Model of element
6	M16×1.5	11	0 -0.2	1.4	0 -0.05	11	φ11×1.9	CX-25
8	M18×1.5	12				12	φ12×1.9	
10	M22×1.5	16		1.8		12	φ16×2.4	
12	M27×1.5	20				13	φ20×2.4	
15	M30×1.5	24				14	φ24×2.4	
20	M36×2	30	0 -0.34	2.4		16	φ30×3.1	
25	M42×2	34				20	φ34×3.1	

注：该过滤器清洗时先打开放油孔，放出内部的油液，再打开端盖清洗磁芯及过滤网，若再次安装时先把放油螺塞旋紧，再放入过滤网，过滤网底盘上的孔必须对准放油螺塞。

通径d(6-25)

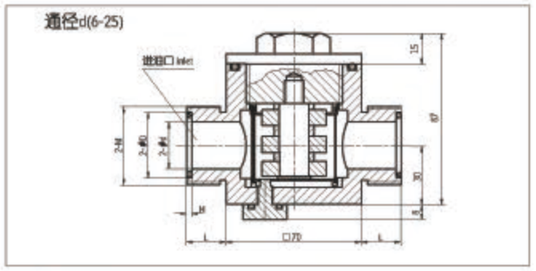

通径 d(32-50)

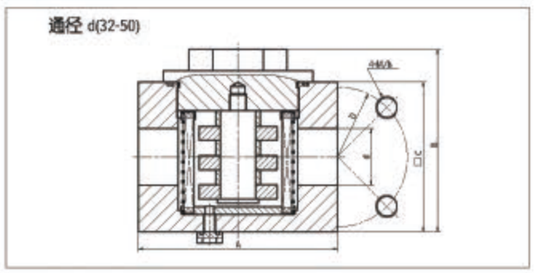

通径 Dia. d	尺寸 Size(mm) M/h	A	B	C	D	滤芯型号 Model of element
32	M16/22	140	128	105	98	CX-40
40	M16/22	140	128	105	98	
50	M20/28	170	150	123	118	CX-50

(三) 订货说明 ORDERING INFORMATION:

通径为10mm，型号为CGQ-10。Nom.Dia.:10mm,the model:CGQ-10.

SRFA系列双筒微型直回式回油过滤器
SRFA DUPLEX TANK MOUNTED MINI-TYPE RETURN FILTER SERIES

(一) 简介

该过滤器是由两只单筒过滤器、换向阀、旁通阀、发讯器、扩散器等组成。它被安装在油箱顶部，可在系统不停机的情况下更换滤芯，适用于连续工作的液压系统回油精过滤，用来滤除液压系统中诸元件磨损产生的金属粉末以及密封件的橡胶杂质等，使流回油箱的油液保持清洁，以利于系统中的油液循环使用。

当一只过滤器的滤芯堵塞致使进出口压差为0.35MPa时，发讯器发讯，这时，转动换向阀，使备用滤油器工作，然后更换已堵塞的滤芯。

在因故不能及时更换已堵塞滤芯，使进出油口压差进一步上升到0.4MPa时，旁通阀自动开始工作，从而保护滤芯及系统正常工作，但用户应尽快更换滤芯。

因设计采用了直回滤油，从而更换滤芯或向油箱加油变得非常方便，只需旋开过滤器滤盖即可更换滤芯或向油箱加油，每个滤头设有2只M18×1.5油口,可在任何一处安装发讯器。

扩散器设置在回油筒体底部，能使回油的介质平稳地流入油箱内，不易产生气泡，减少了空气的重新进入，并减弱已沉积污染物的翻动。

滤芯采用新型化纤过滤材料，具有过滤精度高、通油能力大、原始压力损失小、纳污量大等优点，其过滤精度以绝对过滤精度标定，过滤比β3、5、10、20≥200，过滤效率n≥99.5%,符合ISO标准。

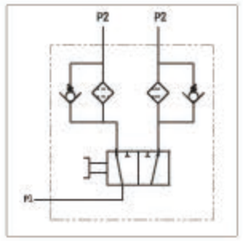

INTRODUCTION

The SRFA series filter is composed of two single bowl filters, a 2-position 3-way directioal valve, by-pass valve, indicator and diffuser. It is simple in structure and easy to use. It is mounted on tank top; there is by-pass valve and contamination indicator in it, for protecting the hydraulic system safety. The feature of this filter allows continuous operation even during replacing element, which is clogged by contaminant. When the filter element is clogged by contaminant that results in the pressure reaching to 0.35MPa the indicator will give signals. At this time, turn the directional valve in order to make the other filter work then change the element.

If the filter can's be changed in time that make the pressure reaches to 0.4MPa, then the by-pass valve will open to keep the system safety.

The diffuser is installed under the filter bowl, which makes the medium flow stably into the tank.

The filter element is with high filtration accuracy, low initial pressure loss and high dirt holding capacity. Filter ratio β 3,5,10,20>200,filter efficiency n≥99.5%,and fit the ISO standard.

(二) 型号说明 MODEL CODE

SRFA · □ - □ × □□ - □

双筒微型直回式回油过滤器
Duplex tank mounted mini-type return filter

BH:介质为水—乙二醇 Water-glycol
省略：介质为一般液压油 Omit if use hydraulic oil

公称流量: Flow rate:(L/min)

过滤精度:Filtration accuracy(μ m)

L:进油口为螺纹连接 Threaded connection
F:进油口为法兰连接 Flanged connection

Y:带CYB-I型发讯器 With CYB-I indicator ≤DC24V
C:带CY-II型发讯器With CY-II indicator ≤220V
省略：不带发讯器Omit if without indicator

(三)技术参数 TECHNICAL DATA

型号 Model	公称流量 Flow rate (L/min)	过滤精度 Filtr. (μm)	通径 Dia. (mm)	公称压力 Press. (MPa)	压力损失 Pressure loss(MPa) Initial	压力损失 Max.	发讯装置 Indicator (V)	发讯装置 (A)	重量 Weight (Kg)	连接方式 Connect	滤芯型号 Model of element
SRFA-25X*L-C/Y	25	1	20	1.6	≤0.08	0.35	12	2.5		螺纹 Thread	SFAX-25×*
SRFA-40X*L-C/Y	40	3	20								SFAX-40×*
SRFA-63X*L-C/Y	63	3	32								SFAX-63×*
SRFA-100X*L-C/Y	100	5	32				24	2			SFAX-100×*
SRFA-160X*F-C/Y	160	10	50				36	1.5		法兰 Flange	SFAX-160×*
SRFA-250X*F-C/Y	250	10	50								SFAX-250×*
SRFA-400X*F-C/Y	400	20	65				220	0.25			SFAX-400×*
SRFA-630X*F-C/Y	630	30	90								SFAX-630×*
SRFA-800X*F-C/Y	800	30	90								SFAX-800×*
SRFA-1000X*F-C/Y	1000	30	90								SFAX-1000×*

注：*为过滤精度。若使用介质为水—乙二醇，使用压力1.6MPa，公称流量63L/min，过滤精度10 μ m，带CYB-I发讯器。则过滤器型号为SRFA · BH-63×10L-Y，滤芯型号为SFAX · BH-63×10

Note:*is represents filtration. If the filter fluid is water-glycol, usage pressure 1.6MPa, flower rate 63L/min, filtration accuracy 10 μ m and the filter equipped with CYB-I indicator. The model of the filter is SRFA · BH-63×10L-Y, the model of element is SFAX · BH-63×10

(四) 安装外形尺寸 MOUNTING SIZE

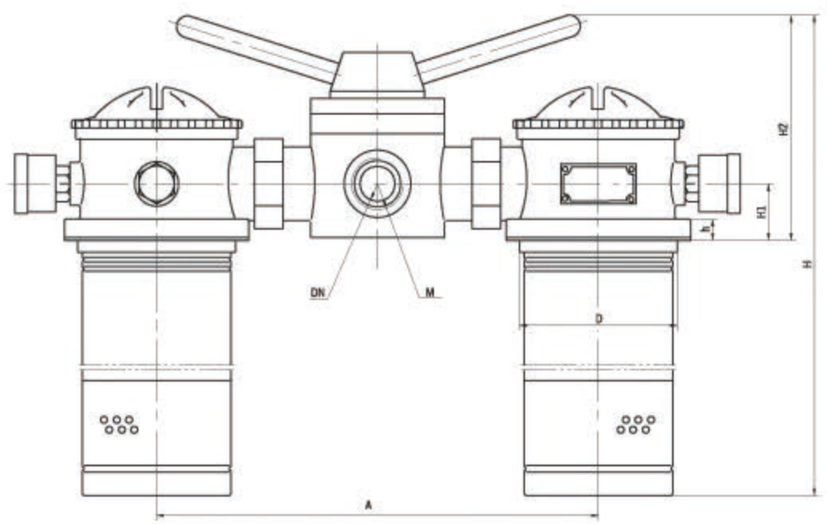

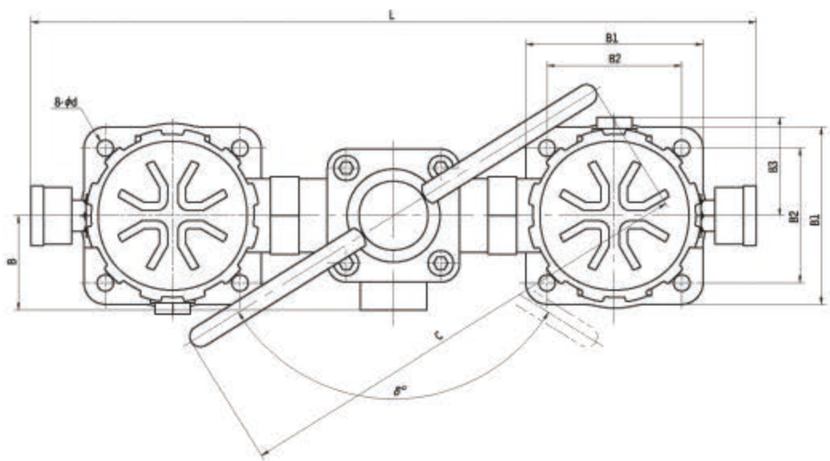

单位 Unit:mm

型号 Model	DN	M	H1	B	B1	B2	B3	d	A	D	L	H	H2	C	h	δ
SRFA-25×*L-C/Y	20	M27×2	25	53	90	70	53	9	224	75	388	249	122	265	10	135
SRFA-40×*L-C/Y												280				
SRFA-63×*L-C/Y	32	M42×2	33	60	110	85	61	9	250	95	430	288	138	275	12	124
SRFA-100×*L-C/Y												348				

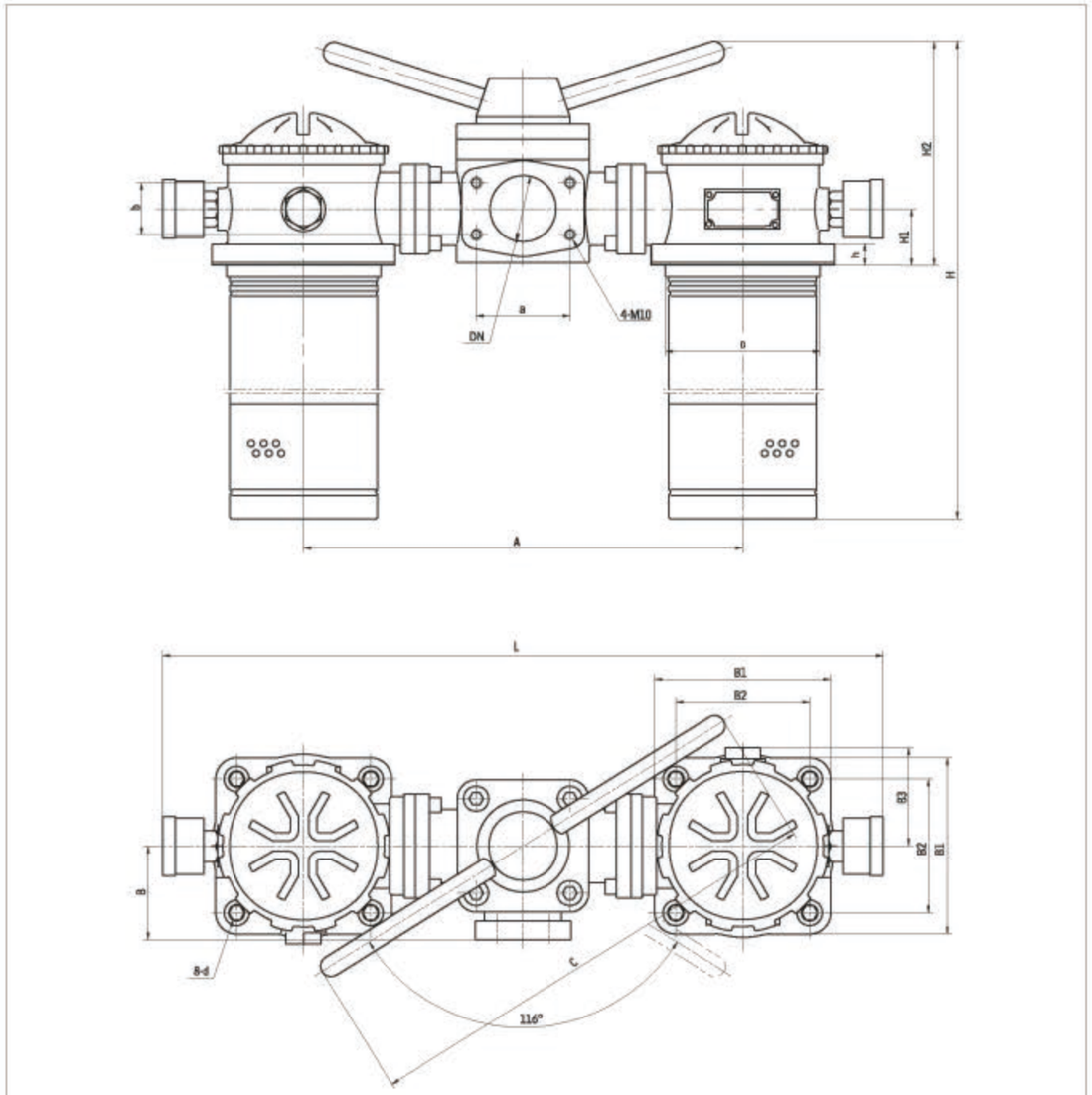

单位Unit:mm

型号 Model	DN	a	b	H1	B	B1	B2	B3	d	A	D	L	H	H2	C	h	Q
SRFA-160 ×*F-C/Y	50	70	40	40	81	125	95	67	φ13	320	110	566	482	160	350	15	60
SRFA-250 ×*F-C/Y													582				
SRFA-400 ×*F-C/Y	65	90	50	55	90	140	110	76	φ13	370	130	580	664	197	400	15	73
SRFA-630 ×*F-C/Y	90	120	70	70	115	170	140	93	φ13	450	160	694	743	248	545	18	102
SRFA-800 ×*F-C/Y													853				
SRFA-1000 ×*F-C/Y													1033				

注：本产品所需的进油口法兰盘，密封件等配件与本产品配套提供，用户需准备好外径φQ管子以供焊接。
Note: the inlet flange, seal, screw of this series will be supplied by our plant, The customer only need weld the steel tube φQ.

SRFB系列双筒直回式回油过滤器
SRFB DUPLEX TANK MOUNTED RETURN FILTER SERIES

(一) 简介

该过滤器是由两只单筒过滤器、换向阀、旁通阀、发讯器、扩散器等组成。它被安装在油箱顶部，侧面或底部，可在系统不停机的情况下更换滤芯，适用于连续工作的液压系统回油精过滤，用来滤除液压系统中诸元件磨损产生的金属粉末以及密封件的橡胶杂质等，使流回油箱的油液保持清洁，以利于系统中的油液循环使用。

当一只过滤器的滤芯堵塞 致使进出口压差为 0.35MPa 时，发讯器发讯，这时，转动换向阀，使备用滤油器工作，然后更换已堵塞的滤芯。

在因故不能及时更换已堵塞滤芯，使进出油口压差进一步上升到0.4MPa 时，旁通阀自动开始工作，从而保护滤芯及系统正常工作，但用户应尽快更换滤芯。

因设有止回阀，当过滤器置于油箱侧面和底部时，在更换滤芯也不会使油箱内的油液流出。 扩散器设置在回油筒体底部，能使回油的介质平稳地流入油箱内，不易产生气泡，减少了空气的重新进入，并减弱已沉积污染物的骚动。

滤芯采用新型化纤过滤材料，具有过滤精度高、通油能力大、原始压力损失小、纳污量大等优点，其过滤精度以绝对过滤精度标定，过滤比β3、5、10、20≥200，过滤效率n≥99.5%，符合ISO标准。

INTRODUCTION

The SRFB series filter is composed of two single bowl filters and a 2-position 3-way directional valve, by-pass valve, indicator, diffuser. It is simple in structure and easy to use. It can be installed on the top, at the side or in the bottom of the tank; there is by-pass valve and contamination indicator in it, for protecting the hydraulic system safety. The feature of this filter allows continuous operation even during replacing element, which is clogged by contaminant. When the filter element is clogged by contaminant that results in the pressure reaching to 0.35Mpa, the indicator will give signals. At this time, turn the directional valve in order to make the other filter work then change the element.

If the filter can's be changed in time that make the pressure reaches to 0.4 Mpa, then the by-pass valve will open to keep the system safety. The filter has check valve, so when it was installed at the side or in the bottom of the tank and change element, it won't let the oil flow out of the tank.

The diffuser is installed under the filter bowl, which makes the medium flow stably into the tank.

The filter element is with high filtration accuracy, low initial pressure loss and high dirt-holding capacity. Filter ratio β 3、5、10、20>200, filter efficiency n≥99.5%, and fit the ISO standard.

(二) 型号说明 MODEL CODE

SRFB · □ - □ × □ - □ - □

- 双筒直回式回油过滤器 Duplex tank mounted return filter
- BH:介质为水一乙二醇 Water-glycol；省略：介质为一般液压油 Omit if use hydraulic oil
- 公称流量: Flow rate:(L/min)
- Y:带CYB-I型发讯器 With CYB-I indicator≤DC24V；C:带CY-II型发讯器With CY-II indicator≤220V；省略：不带发讯器Omit if without indicator
- 用户所需Y尺寸(mm) Size Y as requested
- 过滤精度:Filtration accuracy(μm)

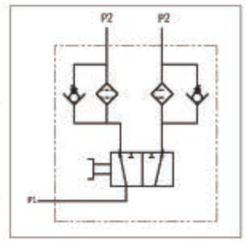

(三) 技术参数 TECHNICAL DATA

型号 Model	公称流量 Flow rate (L/min)	过滤精度 Filtr. (μm)	公称压力 Press. (MPa)	压力损失 Pressure loss(MPa) Initial	压力损失 Pressure loss(MPa) Max.	发讯装置 Indicator (V)	发讯装置 Indicator (A)	重量 Weight (kg)	连接方式 Connect	滤芯型号 Model of element
SRFB-25×*F-C/Y	25	1	≤1.6	≤0.075	0.35	12	2.5		法兰 Flange	SFBX-25×*
SRFB-40×*F-C/Y	40									SFBX-40×*
SRFB-63×*F-C/Y	63	3								SFBX-63×*
SRFB-100×*F-C/Y	100					24	2			SFBX-100×*
SRFB-160×*F-C/Y	160	5								SFBX-160×*
SRFB-250×*F-C/Y	250					36	1.5			SFBX-250×*
SRFB-400×*F-C/Y	400	10								SFBX-400×*
SRFB-630×*F-C/Y	630	20				220	0.25			SFBX-630×*
SRFB-800×*F-C/Y	800	30								SFBX-800×*
SRFB-1000×*F-C/Y	1000									SFBX-1000×*
SRFB-1300×*F-C/Y	1300									SFBX-1300×*

注：*为过滤精度。若使用介质为水一乙二醇，使用压力1.6MPa，公称流量63L/min，过滤精度10μm，带CYB-I发讯器。则过滤器型号为SRFB · BH-63×10L-Y，滤芯型号为SFBX · BH-63×10

Note:*is represents filtration. If the filter fluid is water-glycol, usage pressure 1.6MPa, flower rate 63L/min, filtration accuracy 10μm and the filter equipped with CYB-I indicator. The model of the filter is SRFB · BH-63×10L-Y, the model of element is SFBX · BH-63×10

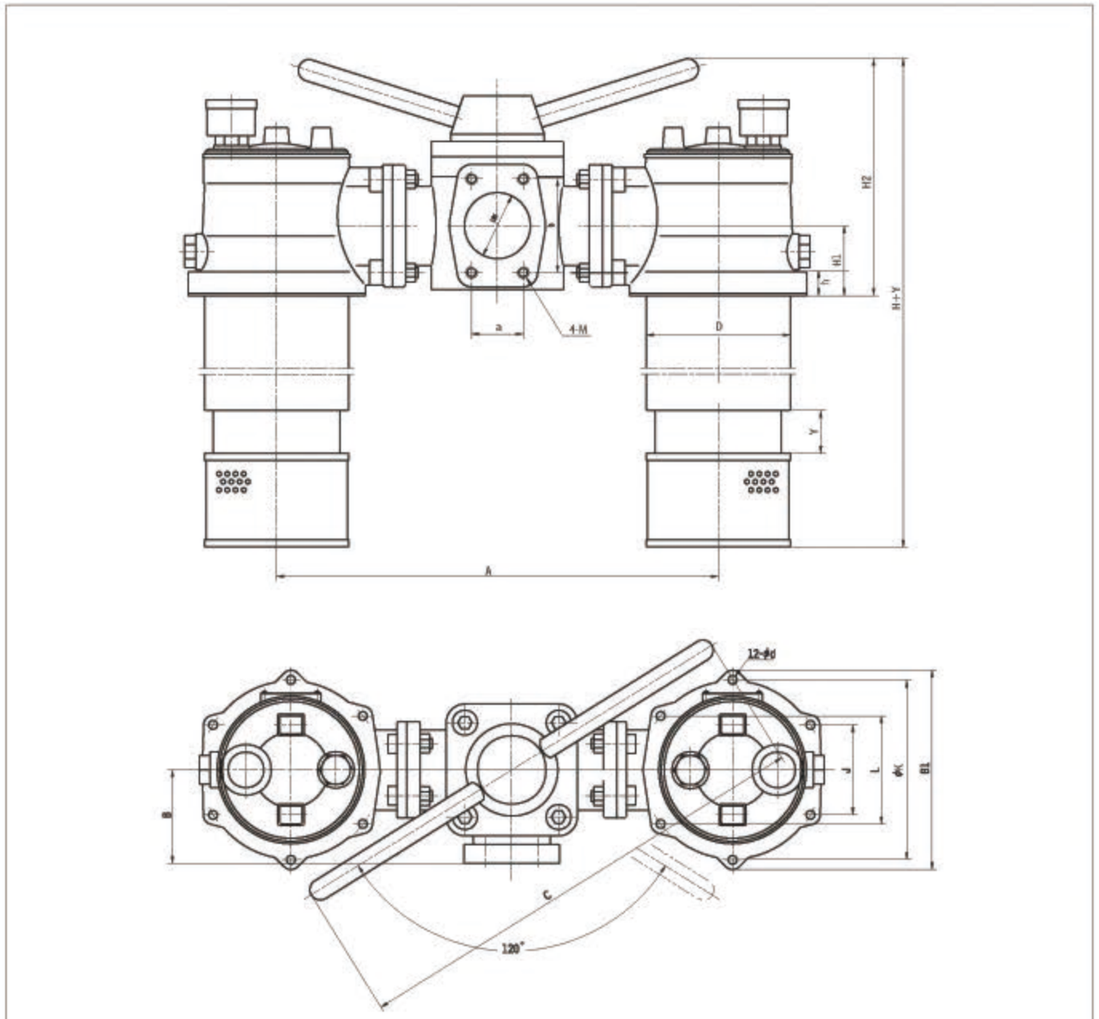

型号 Model	尺寸 Size (mm)																	
	DN	a	b	M	H1	H2	h	B	ϕK	J	L	B1	d	A	D	H	C	Q
SRFB-25 ×*-$\frac{C}{Y}$	ϕ50	43	78	M10	58	178	20	81	ϕ150	75	90	168	ϕ7	360	ϕ124	361	350	ϕ60
SRFB-40 ×*-$\frac{C}{Y}$																386		
SRFB-63 ×*-$\frac{C}{Y}$																424		
SRFB-100 ×*-$\frac{C}{Y}$																486		
SRFB-160 ×*-$\frac{C}{Y}$																561		
SRFB-250 ×*-$\frac{C}{Y}$	ϕ80	62	106	M12	74	252	22	120	ϕ225	112	132	245	ϕ9	494	ϕ186	603	545	ϕ90
SRFB-400 ×*-$\frac{C}{Y}$																753		
SRFB-630 ×*-$\frac{C}{Y}$																923		
SRFB-800 ×*-$\frac{C}{Y}$																993		
SRFB-1000 ×*-$\frac{C}{Y}$																1160		
SRFB-1300 ×*-$\frac{C}{Y}$																1500		

注：进油口连接法兰由我公司提供，用户只需准备好外径ϕQ尺寸管子焊上即可。Note: the inlet will be our plant, the customer only need welding steel tube Q.

SRLF系列双筒回油管路过滤器
SRLF DUPLEX RETURN LINE FILTER SERIES

(一) 简介

SRLF双筒回油管路过滤器是由两只单筒过滤器及二位六通换向阀组成，结构简单，使用方便，并带有旁通阀及滤芯污染堵塞发讯器，以达到保证系统安全的目的。

在工作过程中，单筒过滤器滤芯堵塞到一定程度需清洗或更换滤芯时，要停止主机工作来更换滤芯，这样不仅浪费时间更不能满足主机连续工作需要，双筒过滤器有效地解决了单筒过滤器这方面的缺陷，在不停机的情况下可清洗或更换滤芯来保证主机正常连续工作。

它的工作特点是当一只过滤器滤芯堵塞而需更换时，不必停止主机工作，只要打开压力平衡阀并转动换向阀，另一只过滤器即可参加工作，然后更换已堵塞的滤芯，需更换滤芯侧过滤筒，允许少量内泄漏。

本过滤器广泛应用于重型机械、矿山机械、冶金机械等液压系统。

INTRODUCTION

The SRLF series filter is composed of two single bowl filters and a 2-position 6-way directional valve. It is simple in structure and easy to use. There is by-pass valve and a contamination indicator in it for protecting the hydraulic system safety.

The feature of this filter allows continues operation even during replacing element clogged by contaminants. Turning the directional valve, another filter will be working in the hydraulic system, the clogged element should be changed in time.

This series filter is widely used in the hydraulic systems of heavy duty, mining and metallurgical machines.

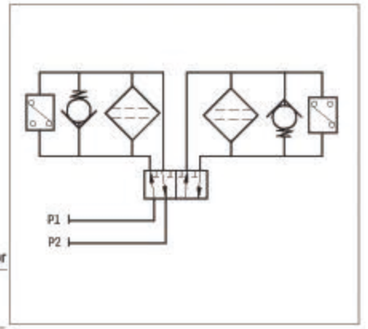

(二) 型号说明 MODEL CODE

SRLF · □ - □ × □ P

双筒回油管路过滤器
Duplex return line filter

BH:介质为水—乙二醇 Water-glycol
省略：介质为一般液压油Omit if use hydraulic oil

公称流量: Flow rate:(L/min)

过滤精度:Filtration accuracy(μm)

P:带CMS型发讯器 With CMS indicator
省略：不带发讯器 Omif if without indicator

(三) 技术参数 TECHNICAL DATA

型号 Model	公称流量 Flow rate (L/min)	过滤精度 Filtr. (μm)	通径 Dia. (mm)	公称压力 Press. (MPa)	压力损失 Pressure loss(MPa)		发讯装置功率 Indicator power	重量 Weight (kg)	滤芯型号 Model of element
					Initial	Max.			
SRLF-60×*P	60	1	25	1.6	≤0.08	0.35	24V/48W	13.2	SFX-60×*
SRLF-110×*P	110		25					13.7	SFX-110×*
SRLF-160×*P	160	3	40					29.5	SFX-160×*
SRLF-240×*P	240		40					32.0	SFX-240×*
SRLF-330×*P	330	5	50					52.5	SFX-330×*
SRLF-500×*P	500	10	50					58.5	SFX-500×*
SRLF-660×*P	660	20	80				220V/50W	77.0	SFX-660×*
SRLF-850×*P	850		80					81.0	SFX-850×*
SRLF-950×*P	950	30	100					112	SFX-950×*
SRLF-1300×*P	1300		100					121	SFX-1300×*

注：*为过滤精度。若使用介质为水—乙二醇，使用压力1.6MPa，公称流量110L/min，过滤精度10μm，带发讯器。则过滤器型号为SRLF · BH-110×10P，滤芯型号为SFX · BH-110×10

Note:*is represents filtration. If the filter fluid is water-glycol, usage pressure 1.6MPa, flower rate 110L/min, filtration accuracy 10μm and the filter equipped with indicator. The model of the filter is SRLF · BH-110×10P, the model of element is SFX · BH-110×10

(四) 安装外形尺寸 MOUNTING SIZE

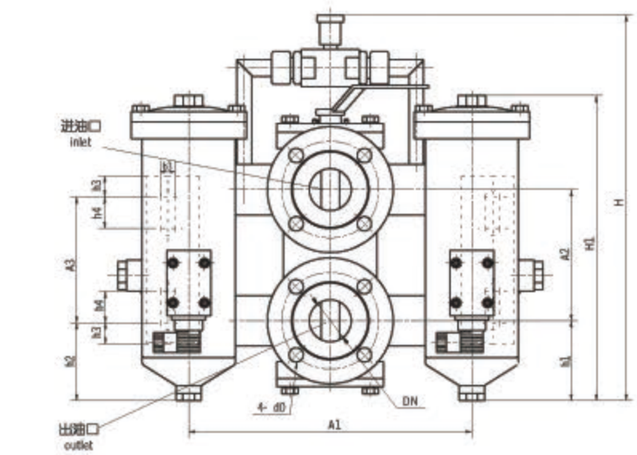

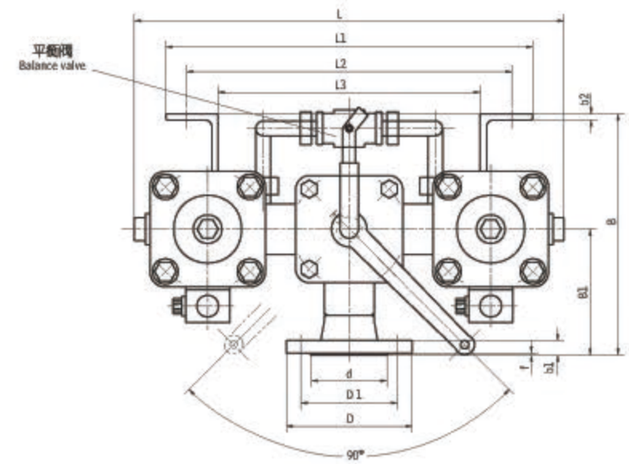

型号 Model	尺寸 Size (mm)																							
	DN	D	D1	d	d0	f	b1	A2	h1	B1	B	L1	L2	L3	b2	h2	h3	h4	A3	b3	L	A1	H*	H1
SRLF-60 ×*P	25	92	68	50	11	2	14	98	60	100	168	232	204	160	4	65	16	20	90	11	316	200	258	222
SRLF-110 ×*P																								289
SRLF-160 ×*P	40	120	92	72	13.5			125	76	120	230	350	310	250	6	75	20	30	120	14	405	270	361	293
SRLF-240 ×*P																								352
SRLF-330 ×*P	50	140	110	90				145	90	130	254	380	340	280		90					486	310	395	368
SRLF-500 ×*P																								449

*注：SRLF-60×*P及SRLF-110*P无平衡阀，H为扳手到底部高度。
Note: SRLF-60×*P and SRLF-110×*P have not balance valve, H is the height between the spanner and the base.

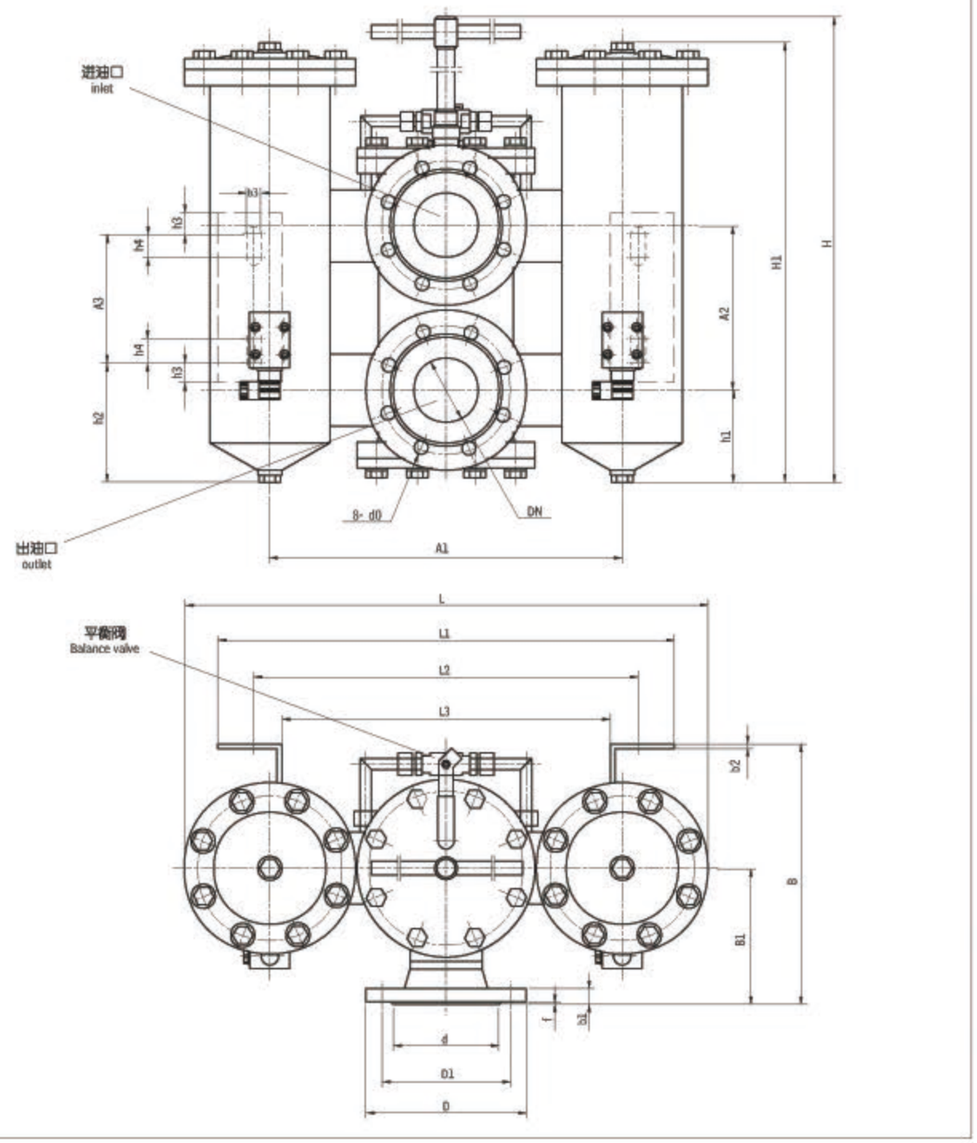

型号 Model	尺寸 Size (mm)																							
	DN	D	D1	d	d0	f	b1	A2	h1	B1	B	L1	L2	L3	b2	h2	h3	h4	A3	b3	L	A1	H	H1
SRLF-660 ×*P	80	200	160	133	17.5	3	20	205	115	170	325	520	480	410	6	150	25	30	160	18	654	440	790	548
SRLF-850 ×*P																								630
SRLF-950 ×*P	100	220	180	158				225	132	190	360	630	560	470		130	30	40	300	22	774	520	840	609
SRLF-1300 ×*P																								728

SDRLF系列大流量双筒回油过滤器
SDRLF DUPLEX LARGE FLOW RATE RETURN LINE FILTER SERIES

(一)简介

SDRLF双筒大流量回油过滤器是由两只单筒过滤器及二位六通换向阀组成,结构简单，使用方便，并带有旁通阀及滤芯污染堵塞发讯器，以达到保证系统安全的目的。

单筒过滤器在工作过程中滤芯堵塞到一定程度需清洗或更换时，要停止主机工作，这样不仅浪费时间更不能满足主机连续工作的需要，双筒过滤器有效地解决了单筒过滤器这方面的缺陷，在不停机的情况下可清洗或更换滤芯以保证主机正常连续工作。

它的工作特点是当一只过滤器滤芯堵塞需更换时，不需要停止主机工作，只要打开压力平衡阀并转动换向阀，另一只过滤器即可参加工作，然后更换已堵塞的滤芯，需更换滤芯侧过滤筒，允许少量内泄漏。

本过滤器广泛应用于重型机械、矿山机械、冶金机械等液压系统。



INTRODUCTION

SDRLF series filter is composed of two single Bowl filters and a 2-posi-tion 6-way directional valve. It is simple in construction and easy to use. There is a by-pass valve and a contamination indicator in it, for protecting the hydraulic system safety.

The feature of this filter allows continues operation even during element is changed for which is clogged by contaminants. After opening the balance valve and then turn the directional valve, the other filter begins to work; the cloggedelement should be changed in time.

This series filter is widely used in the hydraulic systems of heavy-duty mining and metallurgical machines.

(二) 型号说明 MODEL CODE

SDRLF · □ -A □ × □ □

- 大流量双筒回油过滤器 Duplex large flow rate return line filter
- BH:介质为水一乙二醇 Water-glycol；省略：介质为一般液压油Omit if use hydraulic oil
- 公称压力：Pressure class 1.6(MPa)
- 公称流量: Flow rate (L/min)
- 过滤精度:Filtration accuracy (μ m)
- P:带CMS发讯器 With CMS indicator；省略：不带发讯器 Omit if without indicator

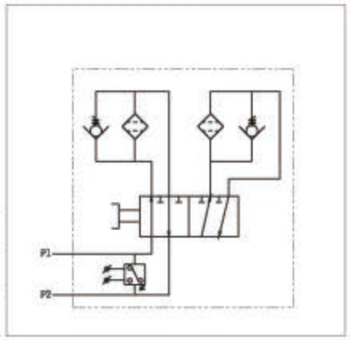

(三) 技术参数 TECHNICAL DATA

型号 Model	通径 Dia. (mm)	公称流量 Flow rate (L/min)	过滤精度 Filtr. (μ m)	公称压力 Press. (MPa)	压力损失 Pressure loss(MPa) Initial	压力损失 Pressure loss(MPa) Max.	旁通阀开启压力 By-pass setting (MPa)	发讯装置功率 Indicator power	重量 Weight (Kg)	滤芯型号 Model of element	滤芯数量 Quantities of elements
SDRLF-A1300×*P	100	1300	1	1.6	0.1	0.35	0.4	24V/48W 220V/50W	610	SFX-1300×*	1×2
SDRLF-A2600×*P	150	2600	3						820		2×2
SDRLF-A3900×*P	200	3900	5						850		3×2
SDRLF-A6500×*P	250	6500	10						915		5×2
SDRLF-A7800×*P	250	7800	20						960		6×2
SDRLF-A9100×*P	250	9100	30						990		7×2

注：*为过滤精度。若使用介质为水一乙二醇，使用压力1.6MPa，公称流量2600L/min，过滤精度10 μ m，带发讯器。则过滤器型号为SDRLF · BH-A2600×10P，滤芯型号为SFX · BH-110×10

Note:*is represents filtration. If the filter fluid is water-glycol, usage pressure 1.6MPa, flower rate 2600L/min, filtration accuracy 10 μ m and the filter equipped with indicator. The model of the filter is SDRLF · BH-A2600×10P, the model of element is SFX · BH-1300×10

(四)安装外形尺寸：MOUNTING SIZE

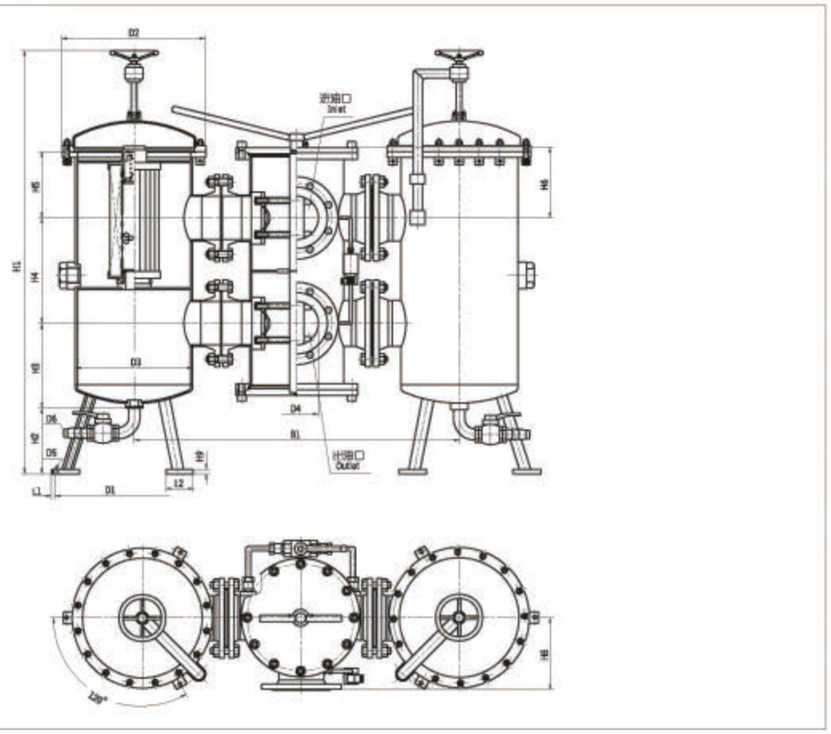

外接法兰连接尺寸
External connecting flange

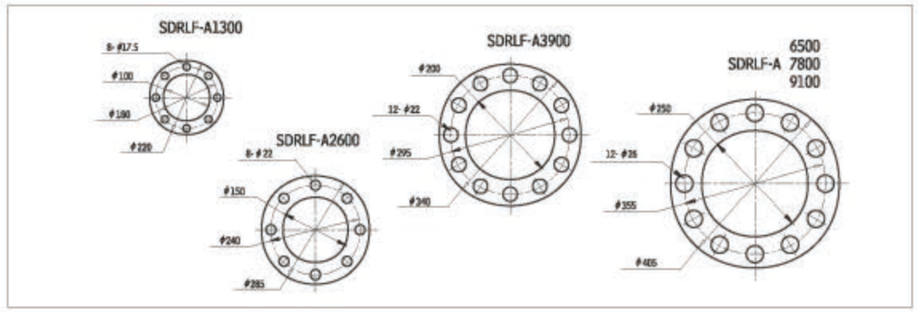

型号 Model	尺寸 Size(mm) B1	D1	D2	D3	D4	D5	D6	H1	H2	H3	H4	H5	H6	H8	H9	L1	L2	滤芯总数
SDRLF-A1300×*P	900	450	340	264	100	14	21	1400	250	230			150	200		20	80	2
SDRLF-A2600×*P	1125	555	500	412	150	18	32.4	1480	250	275	365	230	225	260	12	29	100	4
SDRLF-A3900×*P					200													6
SDRLF-A6500×*P	1400	600	610	516	250	23		1700		350	450	250	270	325	18	31	110	10
SDRLF-A7800×*P																		12
SDRLF-A9100×*P																		14

SZU-A SQU-A SWU-A SXU-A系列双筒回油过滤器
SZU-A SQU-A SWU-A SXU-A DUPLEX RETURN LINE FILTER SERIES

(一)简介

双筒回油过滤器是由两只单筒过滤器及二位六通换向阀组成，结构简单，使用方便，并带有旁通阀及滤芯污染堵塞发讯器，以达到保证系统安全的目的。

单筒过滤器在工作过程中，滤芯堵塞到一定程度需清洗或更换滤芯时，要停止主机工作，这样不仅浪费时间更不能满足主机连续工作的需要，双筒过滤器有效地解决了单筒过滤器这方面的缺陷，在不停机的情况下可清洗或更换滤芯来保证主机正常的连续工作。

它的工作特点是当一只过滤芯堵塞需更换时，不需要停止主机工作，只要打开压力平衡阀并转动换向阀，另一只过滤器即可参加工作，然后更换已堵塞的滤芯。

本过滤器广泛应用于重型机械、矿山机械、冶金机械等液压系统。

INTRODUCTION

The SZU-A、SQU-A、SXU-A、SWU-A Duplex return line filter series are composed of two single bowl filters and one 2-position 6-way directional valve. It is simple in structure and easy to use, There is by-pass valve and contamination indicator in it, for protecting the hydraulic system safety.

The feature of this filter allows continues operation during replacing the element which is clogged by contaminant. By opening the balance valve and turning the direction valve, the other filter will be working, the clogged element should be changed at that time.

This series filter is widely used in the hydraulic systems of heavy-duty mining and metallurgical machines.

(二)型号说明 MODEL CODE

S□□ · □-A□×□P

- 双筒Duplex
- ZU:纸质过滤器 Paper filter
- QU:化纤过滤器Fibre filter
- WU:网式过滤器Wire mesh filter
- XU:线隙式过滤器 Nothed wire filter
- I:带旁通阀With by-pass valve
- 省略：不带旁通阀Omit if without by-pass valve
- P:带CMS发讯器 With CMS indicator
- 过滤精度Filtration accuracy(μm)
- 公称流量 Flow rate:(L/min)
- 压力等级 Pressure class A:1.6MPa
- BH:介质为水—乙二醇 Water-glycol
- 省略：介质为一般液压油 Omit of use hydraulic oil

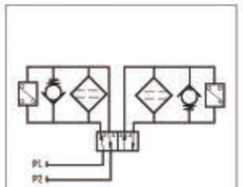

(三)技术参数 TECHNICAL DATA

型号 Model	通径 Dia. (mm)	公称流量 Flow rate (L/min)	过滤精度 Filtr. (μm)	公称压力 Press. (MPa)	压力损失 Pressure loss(MPa) Initial	压力损失 Pressure loss(MPa) Max.	旁通阀开启压力 By-pass setting (MPa)	发讯装置功率 Indicator power	重量 Weight (Kg)	滤芯型号 Model of element
S□U-A25×*P	20	25	1	1.6	0.05	0.35	0.4	24V/48W 220V/50W	15.4	STZX2-25X*#
S□U-A40×*P	20	40	3						16.2	STZX2-40X*#
S□U-A63×*P	32	63	5		0.07				21.0	STZX2-63X*#
S□U-A100×*P	32	100	10						23.0	STZX2-100X*#
S□U-A160×*P	40	160	20		0.12				38.5	STZX2-160X*#
S□U-A250×*P	50	250	30						48.4	STZX2-250X*#
S□U-A400×*P	65	400			0.15				71.4	STZX2-400X*#
SXU-A25×*P	20	25	30	1.6	0.05	0.35	0.4	24V/48W 220V/50W	15.8	STXX-25X*
SXU-A40×*P	20	40							16.8	STXX-40X*
SXU-A63×*P	32	63			0.07				21.2	STXX-63X*
SXU-A100×*P	32	100							24.0	STXX-100X*
SXU-A160×*P	40	160	50		0.12				39.2	STXX-160X*
SXU-A250×*P	50	250							49.8	STXX-250X*
SXU-A400×*P	65	400			0.15				73.0	STXX-400X*

注：*为过滤精度，#为过滤材料，若使用介质为水—乙二醇，使用压力1.6MPa，公称流量63L/min，滤材为纸质，带发讯器和旁通阀，则过滤器型号为：SZUI · BH—A63×*P，滤芯型号为$STZX_2$ · BH-63×*。滤材为化纤，过滤精度为10～15μm，带发讯器，则过滤器型号为:SQ_4U-A63×*P，滤芯型号为:$STZX_2$-63*Q。滤材为化纤，过滤精度为1～5μm，带发讯器，则过滤器型号为:SQ_4U-A63×*P，滤芯型号为:$STZX_2$-63*Q。滤材为金属网，带发讯器，则过滤器型号:SWU-A63×*P，滤芯型号为:$STZX_2$-63×*W。

Note: * is represents filtration, # is filter media If the filter fluid is water-glycol, usage pressure 1.6MPa,flower rate 63L/min,filter media is paper, the filter equipped with indicator and by-pass valve, the model of the fi-lter is SZUI · BH—A63×*P . that of the element is $STZX_2$ · BH—H63×*,if filter media is fibre and filtration 10—15μm,and the filter equipped with indicator, the model of the filter is S Q_4U-A63×*P,that of the element is $STZX_2$-A63×*Q,if filter media is fibre and filtration 1—5μm,and the filter equipped with Indicator, the model of the filter is SQ_4U-A63×*P, that of the element is $STZX_2$-63×*Q. if filter media is wire mesh, and the filter equipped with indicator, the model of the filter is SWU · BH-A63×*P, that of the element is $STZX_2$ · BH-63×*W.

(四) 安装外形尺寸 MOUNTING SIZE

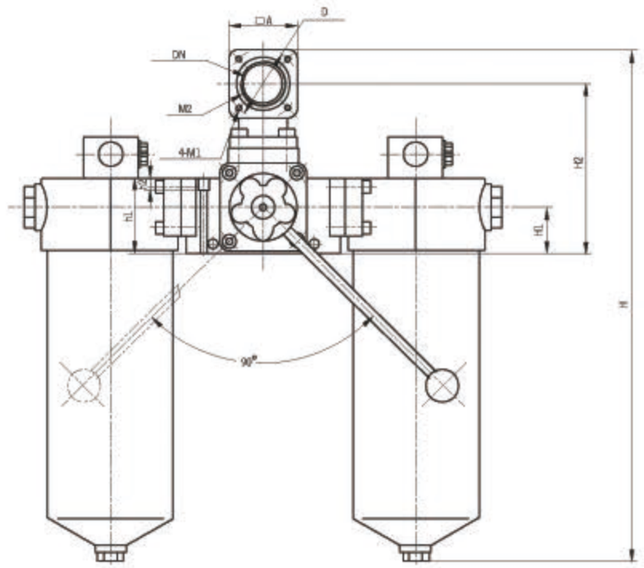

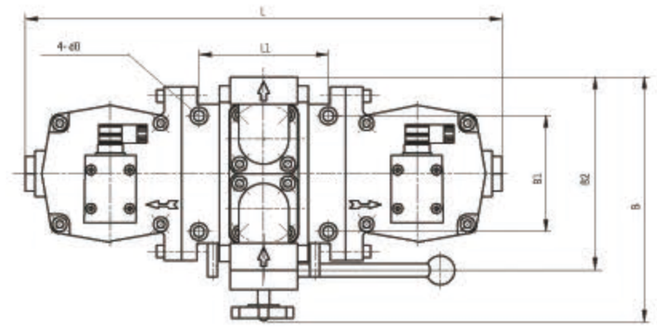

单位:Unit:mm

型号 Model	DN	D	M1	A	M2	B2	H1	H2	L1	B1	d0	L	B	H	h1	h2
SZU—A25×*P	20	50	M6	50	M27×2	148	35	128	100	78	9	362	200	298	54	8
SZU—A40×*P														358		
SZU—A63×*P	32	63	M6	56	M42×2	160	35	135	107	110	9	426	222	384	59.5	8
SZU—A100×*P														484		
SZU—A160×*P	40	72	M8	70	M48×2	200	48	176	134	116	11	498	246	539	78	11
SZU—A250×*P	50	82	M8	78		184	54	190	146	138	11	586	272	661	89	12
SZU—A400×*P	65	102	M10	95		224	68	228	170	182	13.5	638	322	832	111	15

注：SQU-A、SWU-A、SXU-A系列与SZU-A系列所有尺寸都相同。

Note: all sizes of SQU-A、SWU-A、SXU-A series and SZU-A series are same.

SGF系列双筒高压过滤器
SGF DUPLEX HIGH PRESSURE LINE FILTER SERIES

(一) 简介

该过滤器安装在油泵出油口高压管路上，用以保护控制元件及执行机构。特别是自动控制系统中，高精度的伺服元件及柱塞元件，可有效地防止污染避免故障，延长元件使用寿命。

该过滤器由两只单筒过滤器，换向阀、旁通阀、发讯器等组成，能使系统在不停机状况下更换滤芯，适用于连续工作的液压系统。

当其中一只过滤器的滤芯堵塞至压差发讯器压力指示值为0.5MPa时、发讯器发讯、这时必须更换滤芯。只要转动换向阀、另一只备用过滤器即刻工作，这时只需旋开螺塞放完油、再旋下外壳、就可更换已堵塞的滤芯。需更换滤芯侧过滤筒，允许少量内泄漏。

如因故未能及时更换滤芯压差继续升至旁通阀开启压力0.6MPa时，旁通旁自动开启，以避免由于压力继续上升，滤芯破裂造成再污染，但用户必须在发讯器发讯时更换滤芯。

INTRODUCTION

The SGF series filter is composed of two single bowl filters, check valve, directional valve and indicator. It should be installed at outlet of the high-pressure line. The feature of this filter allows continuous operation even during replacing element, which is clogged by contaminant. When the pressure of the contaminant clogged element reaches to 0.5Mpa, the indicator gives signals showing that the element should be changed. At this time, turn the directional valve, let the other filter work, and change the clogged element. If the element can't be changed in time until the pressure reaches to 0.6Mpa, the by-pass valve will open automatically to keep the system safety.

(二) 型号说明 MODEL CODE

SGF · □-H□ × □□-□

- 双筒高压过滤器 Duplex high pressure line filter
- BH:介质为水一乙二醇 Water-glycol
- 省略:介质为一般液压油 Omif if use hydraulic oil
- 公称压力 Pressure class:32MPa
- 公称流量 Flow rate(L/min)
- 过滤精度 Filtration connection:(μm)
- F:为法兰连接 Flanged connection
- C:带CMS压差式发讯器 With CMS indicator
- 省略:不带发讯器 Omit if without indicator

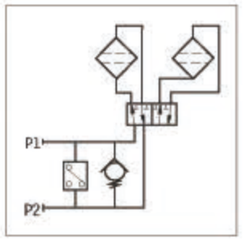

(三) 技术参数 TECHNICAL DATA

型号 Model	公称流量 Flow rate (L/min)	过滤精度 Filtr. (μm)	公称压力 Press. (MPa)	通径 Dia. (mm)	压力损失 Pressure loss(MPa) Initial	压力损失 Pressure loss(MPa) Max.	发讯装置 Indicator (V)	发讯装置 Indicator (A)	重量 Weight (Kg)	连接方式 Connect	滤芯型号 Model of element
SGF-H30×*	30	3	32	20	≤0.08	0.5	12	2.5		法兰式 Flange	PLFX-30×*
SGF-H60×*	60			20							LH0060D*BN3HC
SGF-H110×*	110	5		20			24	2			LH0110D*BN3HC
SGF-H160×*	160			32							LH0160D*BN3HC
SGF-H240×*	240	10		32			36	1.5			LH0240D*BN3HC
SGF-H330×*	330			50							LH0330D*BN3HC
SGF-H500×*	500	20		50			220	0.25			LH0500D*BN3HC
SGF-H660×*	660			50							LH0660D*BN3HC

注：*为过滤精度。若使用介质为水一乙二醇，使用压力32MPa，公称流量160L/min，过滤精度10μm，带发讯器。则过滤器型号为SGF · BH-H160×10C，滤芯型号为LH0160D010BN3HC

Note:*is represents filtration. If the filter fluid is water-glycol, usage pressure 32MPa、flower rate 160L/min、filtration accuracy 10μm and the filter equipped with indicator. The model of the filter is SGF · BH-H160×10C, the model of element is LH0160D010BN3HC

(四) 安装外形尺寸 MOUNTING SIZE

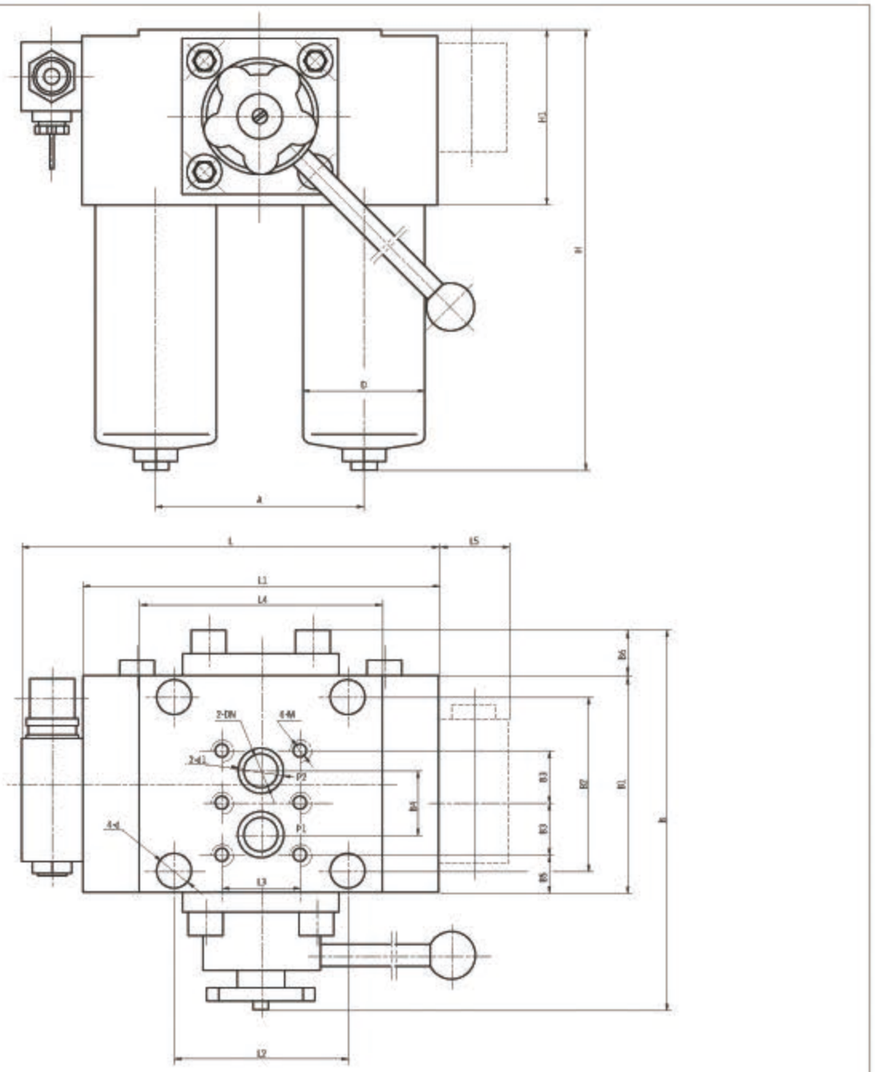

单位 Unit:mm

	H	H1	B	B1	B2	B3	B4	B5	B6	A	L	L1	L2	L3	L4	L5	D	DN	E	d	M
SGF-H30×*	180	106	242	136	106	32	36	28	30	120	246	210	104	46	134	44	73	20	28	17.5	M12
SGF-H60×*	196	106	242	136	106	32	36	28	30	120	246	210	104	46	134	44	73	20	28	17.5	M12
SGF-H110×*	265	106	242	136	106	32	36	28	30	120	246	210	104	46	134	44	73	20	28	17.5	M12
SGF-H160×*	251	129	278	172	142	45	48	29	30	140	296	260	110	52	140	44	102	32	40	17.5	M12
SGF-H240×*	309	129	278	172	142	45	48	29	30	140	296	260	110	52	140	44	102	32	40	17.5	M12
SGF-H330×*	330	152	377	230	190	57	66	41	48	210	414	380	160	85	200	60	146	50	60	26	M20
SGF-H500×*	423	152	377	230	190	57	66	41	48	210	414	380	160	85	200	60	146	50	60	26	M20
SGF-H660×*	497	152	377	230	190	57	66	41	48	210	414	380	160	85	200	60	146	50	60	26	M20

SMF系列双筒中压过滤器
SMF DUPLEX MIDDLE PRESSURE LINE FILTER SERIES

(一) 简介

该过滤器由两只单筒过滤器，两只单向阀，换向阀，发讯器等组成，它可在系统在不停机的状况下更换滤芯，适用于连续工作的中低压液压系统。

当其中一只过滤筒的滤芯在工作过程中堵塞至压差发讯器规定的压力值时，发讯器动作，它可按上电源及指示器的提示人们应更换此滤芯。更换滤芯时，只要旋转换向阀手柄到另一位置后，备用的过滤筒开始工作，旋开已堵塞的过滤筒放油螺塞放完油后，再旋下外壳，即可更换滤芯。注：1堵塞后应及时更换滤芯，以免由于滤芯压差继续上升导致滤芯破损，造成再污染系统。2换向阀手柄必须到位，需更换滤芯侧过滤筒，允许少量内泄漏。3换向后已堵塞的滤芯应及时更换新滤芯，以备下次使用。

INTRODUCTION

The SMF series filter is composed of two single bowl filters, two check valves, directional valve and indicator. It fit the medium and low pressure hydraulic system. The feature of this filter allows continuous operation when changing clogged element. When the element is clogged by contaminant, the indicator will give signals showing that the element should be changed. At this time turn the directional valve, the other filter will begin to work and then change the clogged element.

Attention: 1.change the clogged element in time lest the clogged element dirt the hydraulic system.

2.make sure every time turning the directional valve, it should be turned to the right position.

(二)型号说明 MODEL CODE

SMF · □-D□ × □C

- 双筒中压过滤器 Duplex Middle Pressure Line Filter
- BH：介质为水-乙二醇 Water-glycol
  省略：介质为一般液压油 Omif if use hydraulic Oil
- 压力等级 Pressure class:10 MPa
- C:带CMS压差发讯器With CMS indicator
  省略：不带发讯器Omif if without indicator
- 过滤精度 Filtration connectoin:(μm)
- 公称流量 Flow rate(L/min)

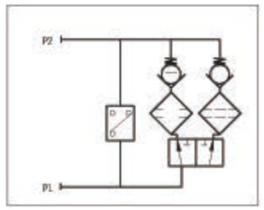

(三)技术参数 TECHNICAL DATA

型号 Model	公称流量 Flow rate (L/min)	过滤精度 Filtr. (μm)	公称压力 Press. (MPa)	通径 Dia. (mm)	压力损失 Pressure loss(MPa) Initial	压力损失 Max.	发讯装置 Indicator	重量 Weight (Kg)	连接方式 Connect	滤芯型号 Model of element
SMF-D30X*	30	5 10 20	10	10 25	≤0.08	0.5	24V/48W 220V/50W		螺纹 Threaded	LH0060D*BN3HC
SMF-D100X*	100									LH0160D*BN3HC

注：*为过滤精度。若使用介质为水一乙二醇，使用压力10MPa，公称流量100L/min，过滤精度10μm，带发讯器。则过滤器型号为SMF · BH-H100×10C，滤芯型号为LH0160D010BN3HC

Note:*is represents filtration. If the filter fluid is water-glycol, usage pressure 10MPa, flower rate 100L/min, filtration accuracy 10 μm and the filter equipped with indicator. The model of the filter is SMF · BH-H100×10C, the model of element is LH0160D010BN3HC

(四)安装尺寸 MOUNTING SIZE

型号 Model	H	H1	H2	L	L1	L2	A	a	B	b	M	d	h	c	e	L3
SMF-D30X-*	273	203	43	180	116	66	118	80	170	145	M27X2	M8	10	12.5	19	41
SMF-D100X-*	362	292	56	246	163	93.5	166	135	230	190	M33X2	M10	18	20	16	60

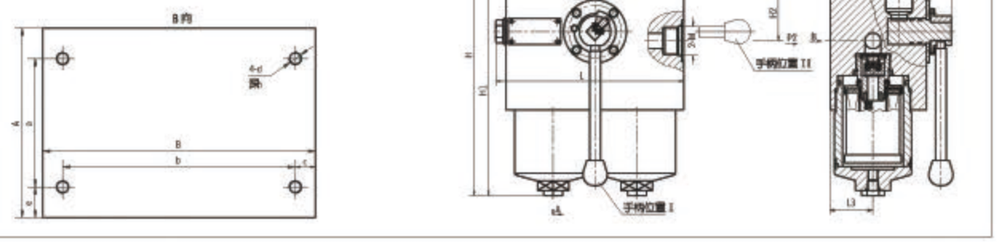

SLLF系列双筒润滑过滤器
SLLF DUPLEX LUBRICATION FILTER SERIES

(一)简介

SLLF双筒过滤器是由两只单筒过滤器及二位六通换向阀组成，结构简单、使用方便，并带有旁通阀及滤芯污染堵塞发讯器，以达到保护系统安全的目的。

本过滤器配有永久磁铁，可滤除油液中1微米以上的铁磁性颗粒。

它的特点是当一只过滤器滤芯堵塞需更换或清洗时，不需要停止主机工作，只要打开压力平衡阀并转动换向的滤芯，滤芯为组合型，使清洗更换滤芯更方便。需更换滤芯侧过滤筒，允许少量内泄漏。

本过滤器适用于重型机械，矿山机械，冶金机械等稀油润滑系统。



INTRODUCTION

SLLF series filter is composed of two single bowl filters and one 2-position 6 way directional valve. It is simple in construction and easy to use. There is a by-pass valve and two contamination indicators in it, for protecting the lubricating system safety.

The feature of this filter allows continuous operation even if the clogged element needs replacing for a clean one. After opening the balance valve and then turning the directional valve, the other filter will begin to work in the lubricating system; the clogged element should be changed at that time. This series filter is used in lubricating systems of heavy duty, mining and metallurgical machines.

(二)型号说明 MODEL CODE

SLLF · □ × □ P

- 双筒润滑过滤器 Duplex lubrication filter
- 通径 Dia. (mm)
- P:带CMS型发讯器 with CMS indicator
  省略：不带发讯器 Omit if without indicator
- 过滤精度 Filtration accuracy(μm)

(三)技术参数TECHNICAL DATA

1、过滤器的公称压力 Pressure class：1.6MPa

2、发讯压差(滤芯清洗压降≤)Indicatcr:0.1MPa

3、原始压力损失Intial ΔP≤0.03MPa

型号 Model	公称通径 Dia. (mm)	过滤面积 Filter surface (m^2)	运动粘度等级 Class of kinematic viscosity										重量 Weight (Kg)
			N46		N68		N100		N150		N460		
			过滤精度 Filtration accuracy(μm)										
			80	120	80	120	80	120	80	120	80	120	
			通过能力 Flow(L/min)										
SLLF-32×*P	32	0.08	130	310	120	212	63	151	29	69	19	49	55
SLLF-40×*P	40	0.21	330	790	305	540	160	384	72	175	48	125	85
SLLF-50×*P	50	0.31	485	1160	447	793	250	565	107	256	69	160	115
SLLF-65×*P	65	0.52	820	1960	760	1340	400	955	180	434	106	250	152
SLLF-80×*P	80	0.83	1320	3100	1200	2150	630	1533	288	695	170	400	480
SLLF-100×*P	100	1.31	1990	4750	1840	3230	1000	2310	436	1050	267	630	630
SLLF-150×*P	150	3.30	5000	12000	4650	8130	2520	5840	1094	2660	679	1600	870
SLLF-200×*P	200	6.00	9264	22140	8568	15114	4620	10788	2034	4908	1254	2898	980

注：如需单筒润滑过滤器资料，请与我公司技术开发部联系。

(四)安装外形尺寸 MOUNTING SIZE

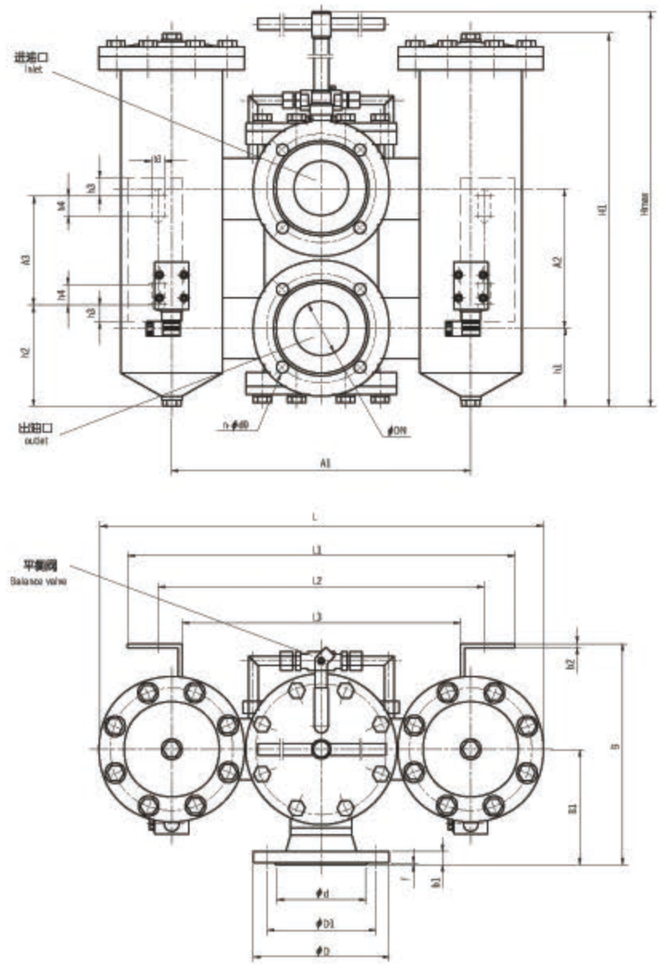

单位Unit:mm

型号 Model	DN	D	D1	d	n	d0	f	b1	A2	h1	B1	B	L1	L2	L3	b2	h2	h3	h4	A3	b3	L	A1	H	H1
SLLF-32×*P	32	140	100	78	4	17.5	2	16	145	90	130	254	380	340	280	6	90	20	30	120	14	486	310	395	368
SLLF-40×*P	40	150	110	88	4	17.5	3	16	205	197	170	325	520	480	410	6	172	25	30	160	18	654	440	872	630
SLLF-50×*P	50	165	125	102	4	17.5	3	18	225	132	190	360	630	560	470	6	130	30	40	300	22	884	520	840	609
SLLF-65×*P	65	185	145	122	4	17.5	3	18	225	311	190	360	630	560	470	6	309	30	40	300	22	884	520	1019	728

新乡市利菲尔特滤器有限公司
XINXIANG LIFEIERTE FILTER CO.,LTD.
LEFILTER®
中国·利菲尔特

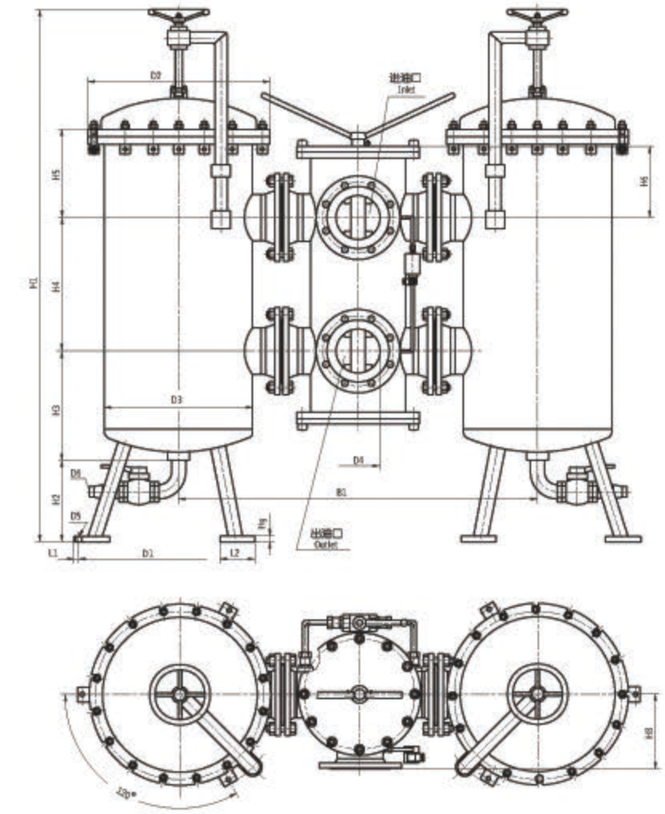

外接法兰连接尺寸 External connecting flange

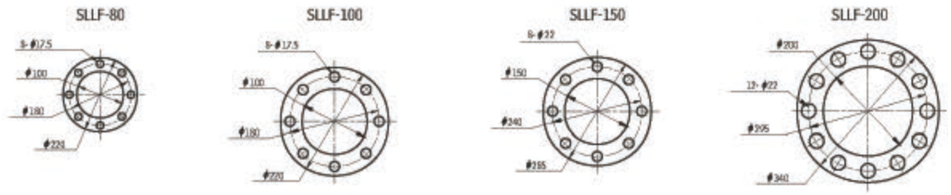

单位Unit:mm

型号 Model	B1	D1	D2	D3	D4	D5	D6	H1	H2	H3	H4	H5	H6	H8	H9	L1	L2
SLLF-80×*P	840	450	340	264	80	14	21	1400	250	390	205	230	100	170	12	20	80
SLLF-100×*P	900				100		32.4	1550		380	365		150	200			
SLLF-150×*P	1125	555	500	412	150	18		1600		395			225	265		29	100
SLLF-200×*P	1280	600	610	516	200	23		1700		435		250	225	325	18	31	110

过滤器用污染物堵塞发讯器
THE INDICATORS FOR FILTERS

(一) CS、CMS和CM型压差式
CS、CMS AND CM DIFFERENCIAL PRESSURE INDICATOR

Cs 型压差发讯器主要用于管路过滤器。当液压系统工作时，过滤器中的滤芯因拦截系统中的污染物而逐渐堵塞,进出油口的压力产生压差 (即滤芯压力损失)。当压差值增大至发讯器调定值时，发讯器自动发出信号，指示系统操作人员应清洗或更换滤芯，确保系统安全运行。

1.CS型、CS-IV型发讯器以开关形式对滤油器的堵塞报警，或以开关形式切断与液压系统相关的控制电路,从而保护系统的安全。

CS-III型压差发讯器的连接螺纹为M22X1.5。

CM型压差发讯器的连接尺寸与CS-II及CS-V型相同。

CMS 型压差发讯器适用场合与 CM 型类似，并带有目测指示。

2.CM-I 型为目示式压差发讯器，发讯器上端的红色指示按钮突出表示发讯器动作并已报警，当清洗或更换滤芯后应手动将发讯器的红色指示按钮复位，发讯器的连接螺纹为M22X1.5。

Model CS and, CMS are electrical indicators
Model CM are visual indicators

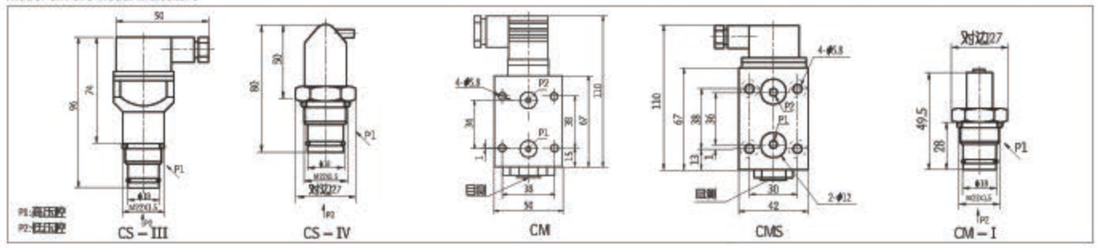

(二) CY、YM和CYB型压力式发讯器
CY、YM AND CYB PREASSURE INDICATOR

CY-I、CY-II和CYB型压力式发讯器主要为回油过滤器配套，同时适用于液压系统和稀油润滑系统正常供油的压力监控。

1.CY型压力式发讯器一般安装在回油过滤器的进油腔。当液压系统工作时，油液中的污染物在回油循环中不断被滤芯拦截，使回油过滤器的进油口压力逐渐增大，当压力增大到发讯器的调定值时，发讯器动作。并以开关形式接通指示灯或蜂鸣器报警，指示人们应及时清洗或更换滤芯或以开关形式切断与液压系统相关的控制电路，以确保液压系统正常运行。发讯器与过滤器的连接螺纹为M18×1.5

2.YM-I型为目示式压力发讯器,当发讯器上端的指示芯棒伸出红圈时表示报警,清洗或更换滤芯后指示芯棒自动复位.发讯器的连接螺纹为M18×1.5。

3.CYB-I型为压力表式发讯器，常回油压力到 0.35MPa 时，指针进入红色区，以提示应清洗或更换滤芯，也可以开关形式接通指示灯或蜂鸣器报警。

注：它不能与计算机配套使用。

Model CY are electrical indicators
Model YM are visual indicators
Model CYB are electrical and visual indicators

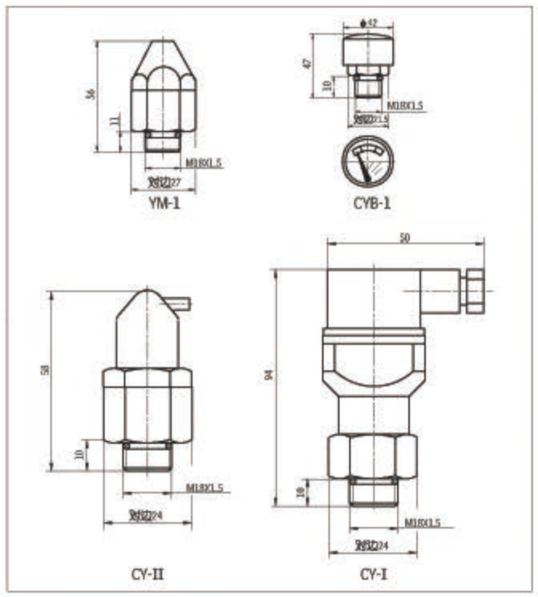

新乡市利菲尔特滤器有限公司
XINXIANG LIFEIERTE FILTER CO.,LTD.
LEFILTER® 中国·利菲尔特

(三) ZS和ZKF-Ⅱ型真空压力式发讯器

ZS-Ⅰ型真空压力式发讯器为吸油过滤器配套用来保护油泵。在液压系统工作时，吸油过滤器由于污染物堵塞使油泵产生真空，当真空度达到发讯器调定值时，发讯器动作并以开关形式接通指示灯或蜂鸣器报警，指示操作人员及时清洗或更换滤芯，或在报警时切断液压系统的控制电路，确保油泵工作安全；发讯器与过滤器的连接螺纹为M18×1.5。

ZKF-Ⅱ型压力表式发讯器可以直接显示真空值，当真空达到0.018MPa时，也可以开关形式接通指示灯或蜂鸣器报警。

注：ZKF-Ⅱ不能与计算机配套使用。

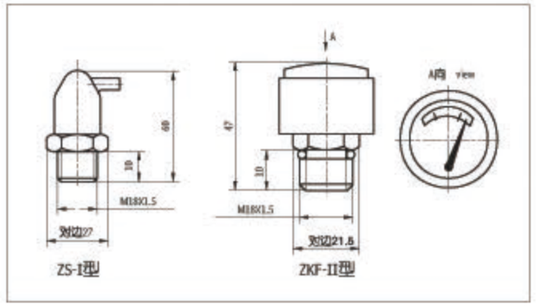

(四) 发讯器原理图

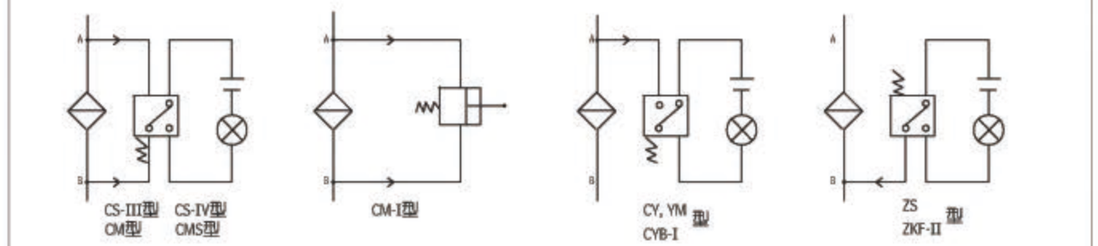

(五) 压差式发讯器接线说明

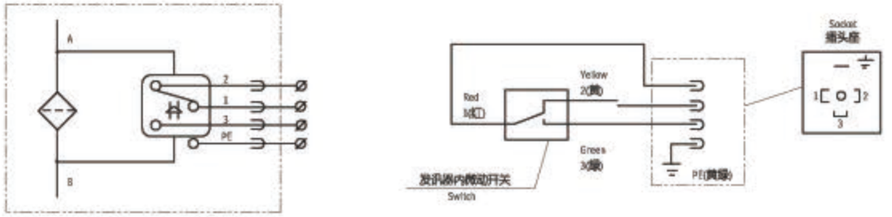

(六) 产品订货说明
ORDERING INFORMATION

产品型号—发讯值
Model-Switch Setting

CS-IV CS-III CM
CM-I CY-I CY-II
YM-I CYB-I CMS
ZS-I ZKF-II

发讯值(MPa)0.1～0.8
-0.018

注: CYB-I型与ZKF-II型，只适用于DC 24V，2A，不能与计算机配套使用。
例：CS-III-0.35 ZS-II0.018

(七) 发讯器主要技术参数 TECHNICAL DATA

型 号 Model	工作压力 Working Pressure (MPa)	发讯值 Switch Setting (MPa)	工作温度 Temp. range (℃)	发讯器功率 Power
CM-I CS-III CS-IV CM CMS	32	0.1+0.05 0.2+0.05 0.35+0.05 0.45+0.05 0.6+0.05 0.8+0.05	-20～+80	≤220V 0.25A
CY-I CY-II YM-I	1.6			
CYB-I		0.35+0.05		DC 24V 2A
ZS-I	-0.9	-0.01～0.018		≤220V
ZKF-II		-0.018		DC 24V 2A

EF - 25～120系列液压空气滤清器
EF - 25～120 BREATHER FILTER SERIES

(一)简介

我公司生产的液压空气滤清器是一种新型的液压附件，它们共有八种规格。这种产品的结构由空气过滤和加油过滤两部分组成。不仅可以防止加油过程中混入颗粒杂质，从而简化了油箱的结构，又有利于油液的净化。

该产品采用了铜基粉末冶金烧结过滤片，与非金属过滤器相比，具有过滤精度稳定，强度大，塑性强，拆洗方便，并能承受热应力与冲击及高温下正常工作等特点。多年来已为许多液压系统油箱配套使用。



(二)工作原理及用途

当液压系统工作时油箱内油面时而上升或下降，上升时由里向外排出空气，下降时由外向里吸入空气。为净化油箱内油液，在油箱盖板上垂直安装空气滤清器，就可以过滤吸入的空气；同时空气滤清器又是注油口，注入的新工作油液，须经过滤再进油箱，从而滤除了油液内的脏物颗粒。

在液压系统中，净化工作油是相当重要的环节。空气滤清器能保持油箱内油液的清洁，既可以防止脏物颗粒从外部进入油箱，又能延长油液及元件的工作周期和使用寿命，从而保证了液压系统的正常工作。此外，液压系统工作时空气滤清器能维持油箱内的压力和大气压力平衡，以避免泵可能出现空穴现象。

INTRODUCTION

This kind of series has 8 models. It includes oil filtering and air filtering. EF series filter incorporated with oil filling is widely used in the tank of hydraulic system. Filter element is made of sintered copper powder, which is robust in construction, stable in filtration and resistant to high temperature. The oil level will rise or drop during the operation of hydraulic system. When the oil level rises, the air will be expelled from inside. When the oil level drops, the air will be inbreathed from outside. The breather filter can be installed directly on the tank cover to filter the inbreathed air. It also can be oil filter. When injecting the oil into tank through this breather filter, the contaminant will be filtered. Breather filter can keep the tank clean and also balance the pressure in the tank. It prolongs the service life of the components.

(三)技术参数及安装尺寸 TECHNICAL DATA AND MOUNTING SIZE

型 号 Model	EF_1-25	EF_2-32	EF_3-40	EF_4-50	EF_5-65	EF_6-80	EF_7-100	EF_8-120
加油流量Filter flow (l/min)	9	14	21	32	47	70	110	160
空气流量Air flow rate (l/min)	65	105	170	260	450	675	1055	1512
油过滤面积Oil filter area (cm^2)	80	120	180	270	400	600	942	1370
A (mm)	80	100	120	150	190	220	274	333
B (mm)	45	50	55	59	70	80	88	98
a (mm)	ϕ39	ϕ47	ϕ55	ϕ66	ϕ81	ϕ96	ϕ118	ϕ138
b (mm)	ϕ51	ϕ59	ϕ66.5	ϕ82	ϕ102	ϕ120	ϕ140	ϕ160
c (mm)	ϕ64	ϕ70	ϕ80	ϕ98	ϕ120	ϕ140	ϕ160	ϕ180
螺钉Screw (四只均布) (mm)	M4×10	M4×10	M5×14	M6×14	M8×16	M8×16	M8×20	M8×20
空气过滤精度Air filtration (mm)	0.279	0.279	0.279	0.105	0.105	0.105	0.105	0.105
油过滤精度Oil filtration	125(μm)(120目/英寸)(可根据用户要求 or as customer request)							

若使用介质为水一乙二醇则在型号后加·BH，例：EF3-40·BH

If the fluid is water—glycol, the model of this breather filter is EF3-40·BH

注：1、表中所列空气流量是15m/s空气流速时的值。

2、如EF1-25，1是代表型号，25是代表空气过滤口径及加油口径为25mm。

3、空气过滤片采用铜基粉末冶金。

4、如有特殊规格与要求，可来信协商。

(四)选用参考

多年来我公司与有关科研单位及配套使用厂家对液压空气滤清器技术性能进行了测试，其结论认为：液压空气滤清器工作时空气流速越低，抗污过滤能力就越好，故在选用液压空气滤清器时应有一定的裕度，一般选用空气流量为泵排量的1.5倍左右。

PAF系列预压式空气滤清器
PAF BREATHER FILTER SERIES

(一)简介

PAF系列预压式空气滤清器是根据美国UCC公司，法国SECOMA.公司、德国REXROTH公司生产的预压空气过滤器样机，经引进后的技术测绘并根据国内主机配套厂的技术要求进一步设计改进而成。经主机配套使用和技术试验后证明各项性能技术指标已达到国外同类产品技术要求，连接尺寸与国外产品一致，能做到互换与代替，其产品价格只有进口价的1/5，可为国家节省大量外汇。本产品具有体积小，结构合理，外形设计美观新颖，过滤性能稳定，压降极小，安装使用方便等优点，深受广大用户欢迎。

(二)用途及工作原理

PAF系列产品适用于工程机械、车辆、移动机械以及需要具有压力的液压系统油箱配套使用。本产品由空气过滤器、进气单向阀、排气单向阀、加油过滤器四部分组成，从而简化了油箱的结构，又有利于油液的净化。当液压系统工作时油箱内的液面不时上升或下降，下降时PAF产品吸入空气，经过滤网[3]自动进入进气单向阀[2]，进入油箱，此时箱内压力小于预定压力，排气单向阀[1]处于关闭状态，能保持油箱内预定压力，提高油泵的自吸能力，维持油箱内液体的平稳，避免油箱内液体因振荡或骚动而产生泵可能出现的吸空等故障。当工作循环后流回油箱使液面上升，工作油液温度也随着升高，生成了油雾气体并增加了油箱内的压力；当油箱内的压力大于预定压力时，排气单向阀[1]自动开启向外排气，直到箱内压力等于预定压力时，排气单向阀[1]才自动关闭。这样来回循环既能保护液压系统正常工作的作用，又能延长油液及元件的工作周期和使用寿命。

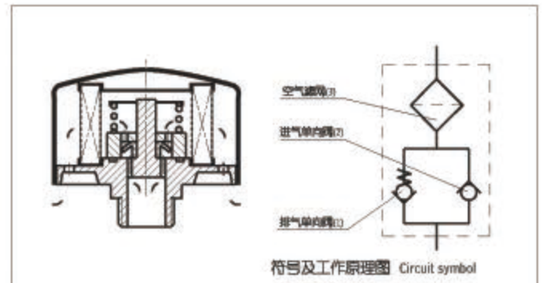

符号及工作原理图 Circuit symbol

INTRODUCTION

PAF - series breather filters are used on the tank. The filter is composed of an air filter、an air inlet check valve 、an exhaust check valve and an oil filter. During operation of hydraulic system. The oil level in the tank changes frequently and the air above the oil surface flows in and out in turn, Hence the breather filter will keep air in the tank clean and under right pressure.

(三)外形连接尺寸 MOUNTING SIZE

1、螺纹连接 Threaded connection

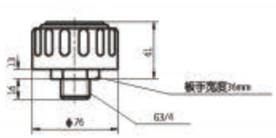

2、法兰连接 Flanged connection

(四)型号说明和技术参数 MODEL CODE AND TECHNICAL DATA

PAF □·□-□-□-□·L

预压式空气滤清器 Breather filter series

型号Model：1、2

BH：介质为水一乙二醇 Water—glycol

省略：介质为一般液压油 Omit if use hydraulic oil

L：螺纹连接 threaded connection

F：法兰连接 flanged connection

空气过滤精度 Air filtration accuracy(μm)

空气流量 Air flow rate(m^3/min)

单向阀开启压力 Check valve setting(MPa)

型 号 Model	PAF$_1$-*-*-*L	PAF$_2$-*-*-*F
单向阀开启压力 Check valve setting(MPa)(油箱内预定压力)	0.02 0.035 0.07	0.02 0.035 0.07
空气流量 Air flow rate(m^3/min)	0.45 0.55 0.75	0.45 0.55 0.75
空气过滤精度 Air filtration(μm)	10 20 40	10 20 40
油过滤网孔 Oil filter mesh(mm)	无加油滤网 None	0.5 (可根据用户要求 or As Customer require)
温度适应范围 Temp. range(℃)	-20～+100	-20～+100
连接方式 Connect type	螺纹 Thread (G3/4")	法兰 Flange (6只M4×16)
重量 Weight (Kg)	0.2	0.28

注：如有特殊要求，请与我公司技术开发部联系。

QUQ系列液压空气滤清器
QUQ BREATHER FILTER SERIES

(一)简介

QUQ系列液压空气滤清器的设计参考了国外先进技术资料， 在批量生产EF系列液压空气滤清器的基础上，进一步地改进后使空气滤清器达到了标准化、系列化的目的。经使用表明，本产品具有体积轻巧，结构合理，外型设计美观新颖，过滤性能稳定，安装使用方便等优点，各项性能指标均达到了国外同类产品技术要求，连接尺寸与国外产品一致，符合"液压空气滤清器国家标准和产品系列设计"技术要求，深得广大用户青睐。

INTRODUCTION

The QUQ series breather filter is the modification of the EF series. It is compact and nice looking. Filter element is made of glass fibre with high efficiency.

(二)型号说明：MODEL CODE

QUQ □ – □ × □ · □

- 空气滤清器 Breather filter series
- 型号Model：1、2、3……
- 空气过滤精度 Air filtration(μm)
- 空气流量 Air flow rate:(m³/min)
- BH：介质为水—乙二醇 Water — glycol
- 省略：介质为一般液压油 Omit if use hydraulic oil

(三)技术参数：TECHNICAL DATA

型 号 Model	QUQ₁-＊×＊	QUQ₂-＊×＊	QUQ₂.₅-＊×＊	QUQ₃-＊×＊	QUQ₄-＊×＊	QUQ₅-＊×＊
空气过滤精度Air filtration(μm)	10 20 40					
空气流量Air flow rate(m³/min)	0.25 0.4 1.0	0.63 1.0 2.5	1.0 2.0 3.0	1.0 2.5 4.0	2.5 4.0 6.3	4.0 6.3 10
温度适应范围 Temp. range(℃)	-20～+100					
油过滤网孔Oil filter mesh(mm)	0.5(可根据用户要求选择) (or as customer required)					
注：表中空气流量是空气阻力ΔP=0.02MPa时的值						

(四)安装外形尺寸：MOUNTING SIZE

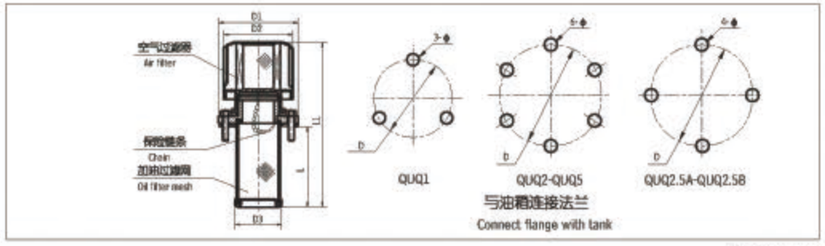

单位uint：mm

型号 Model	D	D1	D2	D3	L	L1	安装螺钉 Screw	ϕ
QUQ1	ϕ41.3	ϕ50	ϕ44	ϕ28	82	134	3 — M4×16	ϕ4.5
QUQ2	ϕ73	ϕ83	ϕ76	ϕ48	98	159	6 — M4×8	
QUQ2b	ϕ88	ϕ97	ϕ76	ϕ48	98	159	6 — M4×8	
QUQ2.5	ϕ110	ϕ123	ϕ113	ϕ76	150	239	6 — M4×8	
QUQ2.5A	ϕ96	ϕ114	ϕ90	ϕ76	192	241	4 — M8×12	ϕ9
QUQ2.5B	ϕ105	ϕ123	ϕ90	ϕ80	185	237	4 — M8×12	ϕ9
QUQ3	ϕ145	ϕ160	ϕ150	ϕ89	195	320	6 — M4×12	ϕ4.5
QUQ4	ϕ250	ϕ280	ϕ256	ϕ153	254	379	6 — M10×20	ϕ11
QUQ5	ϕ280	ϕ320	ϕ295	ϕ197	270	395	6 — M12×20	ϕ13

C型空气滤清器
C BREATHER FILTER SERIES

(一)简介

C型空气滤清器适用于减速器排气用。它能维持减速器箱体内的压力和大气压力平衡，并防止脏物颗粒从外部进入箱体，保持箱体内油液的清洁，延长减速器的使用寿命。

INTRODUCTION

C BREATHER FILTER is used in retarders to exhaust the air. It can balance the pressure in the tank and prevent the contaminant from getting into the tank. So it can keep the tank clean and prolong the service life.

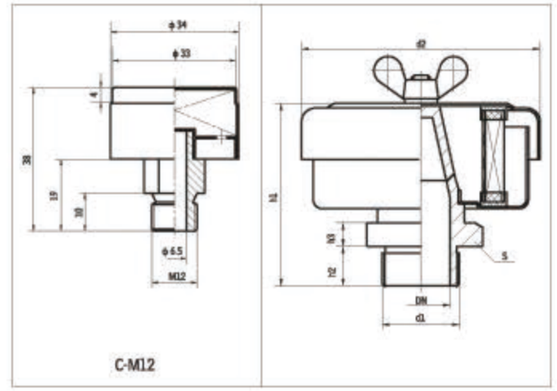

(二)型号说明 MODEL CODE

□—□

- C：过滤精度40μm
- D：过滤精度10μm
- 联接螺纹规格

注：d1=G1½A，过滤精度为40μm
则滤清器型号为：C - G1½A

(三)技术参数及外形尺寸 TECHNICAL DATA AND MOUNTING SIZE

单位 Unit:mm

公称通径 DN	d1 普通螺纹	d1 管螺纹	d2	S	h1	h2	h3	空气流量 (m³/min) C	空气流量 (m³/min) D	滤芯型号 C	滤芯型号 D
6.5	M12		-	-	-	-	-	-	-	-	-
18		G3/4	见PAF1								
25	M33×2	G 1A	102	46	78	17	10	2.95	0.59	C-X-32	D-X-32
32	M42×2	G 1¼A		55	90	19					
40	M48×2	G 1½A	177	60	130	19		13.0	2.61	C-X-65	D-X-65
50	M60×2	G 2A		75	134	22					
65	M76×2	G 2½A		90	138	24	12				
80	M90×2	G 3A	212	105	145	26		15.85	3.17	C-X-80	D-X-80

注：本产品可代替重机标准JB/ZQ4522 — 86使用

应用领域

1、冶金：用于轧钢机、连铸机液压系统的过滤及各种润滑设备的过滤。

2、石化：炼油、化工生产过程中的产品及中间产品的分离及回收，油田注井水及天然气除颗粒过滤。

3、纺织：聚脂熔体在拉丝过程中的净化及均匀过滤，空压机的保护过滤，压缩气体的除油除水。

4、电子及制药：反渗透水、去离子水的预处理过滤，洗净液及葡萄糖的前处理过滤。

5、火电及核电：汽轮机、锅炉的润滑系统、速度控制系统、旁路控制系统油的净化，给水泵、风机及除尘系统的净化。

6、机械加工设备：造纸机械、矿业机械、注塑机及大型精密机械的润滑系统和压缩空气的净化，烟草加工设备及喷涂设备的粉尘回收过滤。

7、铁路内燃机及发电机：润滑油及机油的过滤。

8、汽车发动机及工程机械：内燃机用空气滤、机油滤、燃油滤、工程机械、船舶、载重车用各种液压油滤、柴油滤、水滤。

9、各种举升、搬运作业：起重、装载等工程机械到消防、维修、搬运等特种车辆，船舶的起货机、起锚机，高炉、炼钢设备，船闸，船门的启闭装置，剧场的升降乐池和升降舞台，各种自动输送线等。

10、各种需要作用力的推、挤、压、剪、切、挖掘等作业装置：液压机，金属材料的压铸、成型、轧制、压延、拉伸、剪切设备，塑料注塑成型机、塑料挤出机等化工机械，拖拉机、收割机以及其它砍伐、采掘用的农林机械，隧道、矿井和地面的挖掘设备，各种船舶的舵机等。

11、高响应、高精度的控制：火炮的跟踪驱动、炮塔的稳定、舰艇的消摆、飞机和导弹的姿态控制等装置，加工机床高精度的定位系统，工业机器人的驱动和控制，金属板材压下、皮革切片的厚度控制，电站发电机的调速控制，高性能的振动台和试验机，多自由度的大型运动模拟器和娱乐设施等。

12、多种工作程序组合的自动操纵与控制：组合机床、机械加工自动线等。

13、特殊工作场所：地下、水下、防爆等特殊环境中的作业装备。

热忱欢迎各界人士来电洽谈、指导！

Application fields

1、Metallurgy: used in hydraulic filtering system of rolling mill, caster filter and various kinds of filtering for lubrication equipment.

2、Petrochemicals: used in the separating and the recycling of the products or the intermediate products during oil refining and chemical producing process and also used in water injection of the oil field and particle filtering of the natural gas.

3、Textile: used in the purification and evenly filtering of the polyester melt in the wire drawing process, the protective filter of the air compressor and the deoiling and dewatering for the compressed gas.

4、Electronic and pharmaceutical field: used in the preprocessing filtering for reverse osmosis water and deionized water; and in the pretreatment filtering for detergent remover and glucose.

5、Thermal power and the nuclear power: used in the oil purification for the turbo-generator, the boiler lubrication system, the speed control system, and bypass control system; and also can be used in the purification of water pump, fan and dust removal system.

6、Mechanical processing equipment: used in the lubrication system and compressed air purification of the paper making machinery, the mining machinery, the injecting molding machine and the large precision machinery, and also in the recycling and filtering of dust in tobacco processing equipment and spraying equipment.

7、Internal combustion engines and generators in Railway: used in the filtration of lubricating oil and engine oil.

8、Automobile engine and engineering machinery: used in air filter, oil filter, fuel filter employed in internal combustion engine; and all kinds of hydraulic oil filter, diesel oil filter and water filter used in engineering machinery, the ships and the vehicles.

9、All kinds of lifting, hauling operation: used in construction machines like lifting, loading; in vehicles for specific purpose like firefighting, maintenance, hauling; the equipment on ships like cargo crane, the anchor machine, the blast furnace, the steel-making equipment, the navigation lock and the opening and closing device for the door; in the elevating orchestra and stage in the theatre; and in various kinds of automatic transmission line etc.

10、A variety of devices which needed forces of pushing, shoving, pressing, cutting, shearing and excavating: used in hydraulic press, metal material equipment for die-casting, shaping, rolling, calendaring, stretching and shearing; in plastic injection molding machine, plastic extrusion machine, and other chemical machines; in tractors, harvester and other logging or hewing agricultural and forestry machines; in excavating machines for tunnels, mines and the ground; and also include all kinds of the steering engines of the ship and so on.

11、High response, high precision control: used in artillery tracking drives; in the stability of the turret; in anti-swing of the naval vessels; in aircraft and missile attitude control devices; the precision positioning system for the processing machine; in the driving and controlling of the industrial robot; in the pressing of the sheet metal; in the controlling of thickness for leather section; in the speed controlling of the power generator; in high performance vibration table and test enginery; the large multivariate motion simulators and entertainment facilities.

12、Automatic manipulating and controlling of various combinational working procedures: modular machine tools, automatic line for mechanical processing etc.

13、Special workplaces: the devices which used in special working environment like underground, underwater and explosion-proof places.

Warmly welcome to negotiate and guidance from all over the world!

企业实力
Enterprise strength