






5485	Merceders					0280	Merceders			
	20*9.0	+25~+47	5X112/130		Φ66.45~Φ84.1		2085	+30~+38	5X112	66.56
							2095	+35~+43.5	5X112	66.56
50373	Mercedes					11365	Merceders			
	18X8.0	35	5	112	66.6		18*8.5	40	5X112	66.45
	18x9.0	35	5	112	66.6		18*9.5	40	5X112	66.45
	2085	36	5	112	66.56					
	2095	42	5	112	66.56					
11851	Merceders					11469	Merceders			
	1985	45	5X112		66.56		1775	35/38	5X112	66.45
	1995	45	5X112		66.6		1885	38/40	5X112	66.45
	2085	38	5X112		66.6		1985	38	5X112	66.45
	2095	45	5X112		66.6		1995	42	5X112	66.45
							2085	36	5X112	66.56
							2095	42	5X112	66.56
22468	Merceders					L125	Merceders			
	2210	42	5X130		84.1		1985	38	5X112	66.45
							1995	43	5X112	66.45
							2085	35	5X112	66.56
							2095	38	5X112	66.56
E384/11463	Merceders					E385	Merceders			
	1880	35	5X112		66.56		19*8.0	+35~+45	5X112	66.45
	1980	38/42	5X112		66.56		19*9.0	+35~+45	5X112	66.45
	1990	45	5X112		66.56		2085	36	5X112	66.56
							2095	42	5X112	66.56

10263	Mercedes					10483	Merceders				
	17X8	35	5	112	66.1		17×8.0	42	5	112	66.6
							18X8.5	40	5	112	66.6
							18X9.5	40	5	112	66.6
							19X8.5	36	5	112	66.6
							19X9.5	36	5	112	66.6
							20×8.5	35	5	112	66.6
							20×9.5	38	5	112	66.6
53363	S600					78583	Mercedes				
	18X8.5	35	5	112	66.6		19X8.5	43	5	112	66.5
	18X9.5	43	5	112	66.6		19X9.5	43	5	112	66.5
52813	Mercedes					17993	Mercedes				
	17×8.0	42	5	112	66.6		19X8.5	36	5	112	66.6
	18×7.5	44	5	112	66.6		19X9.5	36	5	112	66.6
	18X8.5	35-45	5	112	66.6						
	18X9.5	35-45	5	112	66.6						
E137	Mecedes					53643	MERCEDES E-KLASSE				
	1780	35-40	5	112	66.45		16X7.5	35	5	112	66.6
	1880	35-40	5	112	66.45		17X8	35	5	112	66.6
	1890	35-40	5	112	66.45						
99535	MERCEDECE BENZ					99535					
	16X7.5	35	5	112	66.6		19X8.5	35/45	5	112	66.6
	17X8	35/45	5	112	66.6		19X9.5	35/45	5	112	66.6
	18X8.5	35	5	112	66.6						
	18X9.5	35	5	112	66.6						

52093	MERCEDECE BENZ					52823	MERCEDECE BENZ				
	18X8.5	35/45	5	112	66.6		18X8.5	35/45	5	112	66.6
							18X9.5	35/45	5	112	66.6
							19X8.5	35/45	5	112	66.6
							19X9.5	35/45	5	112	66.6
10993	Merceders					10993	Merceders				
	19X8.5	35-42	5	112	66.6		1780	35-40	5	112	66.45
	19X9.5	35-45	5	112	66.6		18X8.5	35-42	5	112	66.6
	20X8.5	45	5	112	66.6		18X9.5	35-45	5	112	66.6
	20X9.5	45	5	112	66.6						
B010	Merceders					5106D	Merceders				
	18X8.5	48	5	112	66.45		19X8.5	35	5	112	66.6
53653	MERCEDES GL450					54073	BENZ				
	19X8	35/45	5	112	66.6		17X8	35	5	112	66.6
							18X8	35	5	112	66.6
12303						52063	BENZ				
	20X9.5	35/45	5	112	66.6		18X8.5	35/45	5	112	66.6
	17X8	35	5	112	66.6						
	18X8	35	5	112	66.6						
	18X9	35	5	112	66.6						

52193	BENZ					12923	BENZ				
	18X8.5	35/45	5	112	66.6		18X8	35	5	112	66.6
54019	BENZ					52153	BENZ ML				
	19X9.5	50	5	130	84.1		19X8.5	45	5	112	66.6
							20X8.5	44	5	112	66.6
10103	BENZ					53853	Benz				
	20X8.5	35	5	112	66.6		18X8	35	5	112	66.6
	20X9.5	35	5	112	66.6						
E120	BENZ					5406D	Mercedes				
	1880	35-45	5	112	66.6		21X10	46	5	112	66.6
	1890	35-45	5	112	66.6						
	1780	35-42	5	112	66.6						
55753	Mercedes					55763	Mercedes				
	18X8.5	45	5	112	66.6		18X8.5	45	5	112	66.6
							18X9.5	45	5	112	66.6
							19X8.5	45	5	112	66.6
							19X9.5	45	5	112	66.6

5400						44337					
	18*8.0	+35~+40	5	112	66.45		19X8.5	35	5	112	66.45
							18X8	35	5	112	66.45
D5456						HR-RS6					
	18*8.0	+35~+40	5	112	66.45		19X8.5	32	5	112	66.45
	19*8.5	+30~+40	5	112	66.45		18X8	35	5	112	66.45
	20*9.0	+30~+35	5	112	66.45						
	21*9.0	+30~+35	5	112	66.45						
5375Y Audi						18213 Audi					
	17x7.5	30-40	5	112	66.45		20X9	35	5	112	66.45
	18x8	30-40	5	112	66.45		19X8.5	32	5	112	66.45
	19x9.5	30-40	5	112	66.45		18X8	35	5	112	66.45
50453/44336 Audi						10723 Audi					
	18X8	35	5	112	66.45		20X9	33	5	112	66.6
	1985	35-45	5	112	66.45						
	2090	25-35	5	112	66.45						
	2190	35	5	112	66.45						
E352 AUDI						52733					
	1985	35-45	5	112	66.6		16x7	35-40	5	112	66.6
	2090	25-35	5	112	66.6		17X7.5	35-45	5	112	66.6
							18X8	35-45	5	112	66.6
							19x8.5	35-45	5	112	66.6
						20X9	38-50	5	112-130	66.45	

5459						5445					
	16X6.5	38	5	112	57.1		17*7.5	+35~+45	5	100-112	57.1-66.6
	17*7.5	+35~+45	5	100-112	57.1-66.6						
	18*8.0	+35~+45	5	100-112	57.1-66.6						
	19*8.0	+35~+42	5	100-112	57.1-66.6						
5444						5415					
	17*7.5	+35~+45	5	100-112	57.1-66.6		17*7.5	+30~+35	5	112	57.1-66.6
							19*8.0	+40~+45	5	112	57.1-66.6
5426						5424					
	17*7.0	+30~+40	5	112	57.1		18*8.0	+35~+45	5	112	57.1
	18*7.5	+35~+42	5	112	57.1						
	19*8.0	+35~+42	5	112	57.1						
5419						5412					
	17*7.5	+30~+35	5	100-112	57.1-66.6		18*7.5	+35~+43	5	112	57.1
	18*8.0	+35~+42	5	112	57.1		19*8.0	+35~+43	5	112	57.1
	19*8.0	+35~+42	5	112	57.1						
5396Y VW						D5389 VW					
	18X8	35-45	5	112	57.1		1775	40	5	112	57.1
	19X8	35-45	5	112	57.1		18X8	35-42	5	112	57.1
							19X8.5	35-42	5	112	57.1
							21*9.0	+25~+31	5	112	Φ66.5

E151						E182						
VW						VW						
	1880	35-45	5	112	57.1		1775	35-45	5	100-112	57.1	
							1880	35-45	5	100-112	57.1	
FOR BMW REPLACEMENT												
						1187X						
							18X8	35	5X112		66.6	
							19X8	30	5X112		66.6	
							19X9	40	5X112		66.6	
5515						SLY004						
	19*8.5	+25~+35	5*112~120		Φ66.6~Φ74.1		19*8.5	+35	5	120	72.56-74.1	
	19*9.5	+30~+40	5*112~120		Φ66.6~Φ74.1		19*9.0	+44	5	120	72.56-74.1	
	20*8.5	+25~+38	5*112~120		Φ66.6~Φ74.1							
	20*10	+30~+41	5*112~120		Φ66.6~Φ74.1							
0293						0292						
	18*8.0	+30~+40	5*112~120		Φ66.6~Φ74.1		18*8.0	+30~+40	5*112~120		Φ66.6~Φ74.1	
	18*9.0	+35~+45	5*112~120		Φ66.6~Φ74.1		18*9.0	+35~+45	5*112~120		Φ66.6~Φ74.1	
	19*8.5	+25~+40	5*112~120		Φ66.6~Φ74.1		19*8.5	+25~+40	5*112~120		Φ66.6~Φ74.1	
	19*9.5	+35~+45	5*112~120		Φ66.6~Φ74.1		19*9.5	+35~+45	5*112~120		Φ66.6~Φ74.1	
	20*8.5	+25~+40	5*112~120		Φ66.6~Φ74.1		20*8.5	+25~+40	5*112~120		Φ66.6~Φ74.1	
	20*9.5	+35~+45	5*112~120		Φ66.6~Φ74.1		20*9.5	+35~+45	5*112~120		Φ66.6~Φ74.1	
0295						5498						
	19*8.5	+25~+35	5*112~120		Φ66.6~Φ74.1		19*8.5	+25~+35	5*112~120		Φ66.6~Φ74.1	
	19*9.5	+30~+40	5*112~120		Φ66.6~Φ74.1		19*9.5	+30~+40	5*112~120		Φ66.6~Φ74.1	
	20*9.0	+25~+40	5*112~120		Φ66.6~Φ74.1		20*8.5	+25~+35	5*112~120		Φ66.6~Φ74.1	
	20*10.5	+30~+40	5*112~120		Φ66.6~Φ74.1		20*9.5	+30~+40	5*112~120		Φ66.6~Φ74.1	
A047						A056						
	1880	25-35	5	120	72.6		BMW X1					
	1890	25-35	5	120	72.6		1875	40-51	5	112-120	66.6-74.1	

5084X	BMW					0279					
	19x8.5	25	5	112	66.6		18*8.0	+25~+35	5	112-120	66.6-74.1
	19x9.5	35	5	112	66.6		18*9.0	+30~+40	5	112-120	66.6-74.1
							19*8.5	+25~+35	5	112-120	66.6-74.1
							19*9.5	+30~+40	5	112-120	66.6-74.1
22549						5484					
	1880	35	5	120	72.6		18*8.0	+25~+35	5	112-120	66.6-72.6
	1890	40	5	120	72.6		19*8.5	+25~+35	5	112-120	66.6-72.6
	1985	35	5	120	72.6		19*9.5	+30~+40	5	112-120	66.6-72.6
	1995	40	5	120	72.6		20*8.5	+25~+35	5	112-120	66.6-72.6
22808						22811					
	1980	30	5	112	66.56		2090	40	5	120	74.1
	1990	44	5	112	66.56		20105	35	5	120	74.1
							2210	40	5	120	74.1
							2211	35	5	120	74.1
0245						5342					
	18*8.5	+20~+37	5	112-120	66.6-74.1		18*8.0	+25~+35	5	112-120	66.6-74.1
	19*8.5	+25~+37	5	112-120	66.6-74.1		19*8.5	+30~+37	5	120	74.1
	19*9.5	+30~+40	5	112-120	66.6-74.1		19*9.5	+35~+40	5	120	74.1
	20*8.5	+30~+38	5	112-120	66.6-74.1						
	20*10	+35~+45	5	112-120	66.6-74.1						
5398Y	BMW					59743	BMW NewX5				
	19X8.5	26-40	5	112-120	66.6-74.1		20X10.5	40	5	112	66.56
	19X9.5	35-40	5	112-120	66.6-74.1		20X9.5	37	5	112	66.56
	20X8.5	26-40	5	112-120	66.6-74.1						
	20X9.5	35-40	5	112-120	66.6-74.1						

D0213/22810	BMW					53793	BMW X5				
	20X8.5	26-40	5	112-120	66.6-74.1		19X9	48	5	120	74.1
	20X9.5	35-40	5	112-120	66.6-74.1						
	1985	35	5	112-120	66.6-74.1						
	1995	40	5	112-120	66.6-74.1						
55123	BMW					D5377	BMW				
	18X8	30	5	120	72.5		18X8.0	25-35	5	112-120	66.6-74.1
	1985	25-35	5	112-120	57.1-72.6		18X9.0	35	5	112-120	66.6-74.1
	1995	25-35	5	112-120	57.1-72.6		19X8.5	25-35	5	112-120	66.6-74.1
							19X9.5	25-37	5	112-120	66.6-74.1
D7046/22801	BMW	60283				10413/22803	BMW new				
	18X8.0	25-35	5	112-120	66.5-74.1		18X8.5	34	5	120	72.5
	18X9.0	25-35	5	112-120	66.5-74.1		18X9.5	35	5	120	72.5
	19X8.5	25-35	5	112-120	66.5-74.1		19X8.5	35	5	112-120	72.5
	19X9.5	25-37	5	112-120	66.5-74.1		19X9.5	40	5	112-120	72.5
	2085	35/26	5	112-120	72.5		2085	35/26	5	112-120	72.5
	2095	40/41	5	112-120	72.5		2095	40/37	5	112-120	72.5
18263	BMW					10673	BMW				
	18X8.5	30	5	120	72.6		18X8.5	35	5	120	72.6
	18X9.5	34	5	120	72.6		18X9.5	34	5	120	72.6
	18X8	30-35	5	120	72.6		20X10	40	5	120	74.1
							20X11	40	5	120	74.1
51673	BMW					5478	BMW				
	18X8.5	30	5	120	72.6		18X8.0	+25~+35	5	112-120	66.6-74.1
	18X9.5	30	5	120	72.6		18X9.0	+30~+40	5	112-120	66.6-74.1
	17X8	35	5	120	72.6		19X8.5	+25~+35	5	112-120	66.6-74.1
							19X9.5	+30~+40	5	112-120	66.6-74.1

51193	NISSAN					E359	NISSAN				
	16X6.5	40	5	114.3	66.1		1665	40-47	5	114.3	66.1
							1770	40-47	5	114.3	66.1
							1870	40-47	5	114.3	66.1
6027	NISSAN					375	NISSAN				
	18*7.5	+25~+30	6	114.3	66.1		16*7.0	+30	6	114.3	66.1
L119	PORSCHE					66871	PORSCHE NEW				
	2095	55	5	130	71.6		2190	+20~+26	5	112	66.45
							2110	+15~+19	5	112	66.45
539	PORSCHE					649	PORSCHE				
	2095	42-50	5	130	71.6		1985	56-57	5	112-130	66.6-71.6
	2295	40-45	5	130	71.6-84.1		1995	46-48	5	130	71.5-71.6
							1911	51-67	5	130	71.5-71.6
777	PORSCHE					A26	PORSCHE				
	2010	45-50	5	130	72.6		2095	35-45	5	130	71.6
	1985	55	5	130	71.6		2190	26	5	112	66.45
	19B0	51	5	130	71.6		2110	19	5	112	66.45
							2295	35-45	5	130	71.6

0241	HYUNDAI					E253	HYUNDAI				
	1775	45/50.5	5	114.3	67.1		1765	45	5	114.3	67.1
	1875	45/50.5	5	114.3	67.1		1875	45	5	114.3	67.1
E252	HYUNDAI					A17	HYUNDAI				
	1765	45	5	114.3	67.1		1560	48	5	114.3	67.1
	1875	45	5	114.3	67.1		1765	48	5	114.3	67.1
							1770	47-56	5	114.3	67.1
					1875		49.5	5	114.3	67.1	
E47	HYUNDAI					H02	HYUNDAI				
	1765	51	5	114.3	67.1		1770	52	5	114.3	67.1
	1870	51	5	114.3	67.1		1875	52	5	114.3	67.1
H01	HYUNDAI					584	HYUNDAI				
	1560	48	5	114.3	67.1		1765	45/46	5	114.3	67.1
	1665	41-50	5	114.3	67.1		1875	48	5	114.3	67.1
	1765	48	5	114.3	67.1						
	1770	47/56	5	114.3	67.1						
A13	HYUNDAI					297	HYUNDAI				
	1665	41-50	5	114.3	67.1		1780	41	5	114.3	67.1
	1765	48	5	114.3	67.1		1880	41	5	114.3	67.1
	1770	47/56	5	114.3	67.1		1980	41	5	114.3	67.1
	1875	49.5	5	114.3	67.1						

