

RF Beauty Instrument

User manual

Supreme beauty own the world



Model:RF01

Contents

Preface	02
Product notes	03
Instrument introduction	04–06
Contraindications and safety attentions	07
Operation and maintenance	08–09
Instrument function	10
Instrument operation steps	10–15
Different area of body operation	16–19
Warranty	20-21

► Preface

Thank you for choosing radio frequency beauty instrument, the RF radio frequency beauty instrument converts electrical energy into heat energy , and deep into the dermis to increase the temperature, accelerate the blood circulation of dermis and subcutaneous tissue, to shrink and tighten the skin collagen , stimulate and reshape the collagen to achieve multiple cosmetic effect.

Before use it, please carefully check it and keep it properly.

1.Product notes

This user manual guides you how to use RF01 RF beauty instrument.

We are working on sustainable development strategy, so we reserve the right that we will not notify customers when we upgrade product function, interface and appearance for better development.

Due to product upgrade, If there are differences of the description, please be subject to actual product .

Please use this Instrument with correctly operation procedures.

2.Instrument introduction

1.List: device x1, handle, probe , power cord, user manual .



Device



Handle probe



Power cable

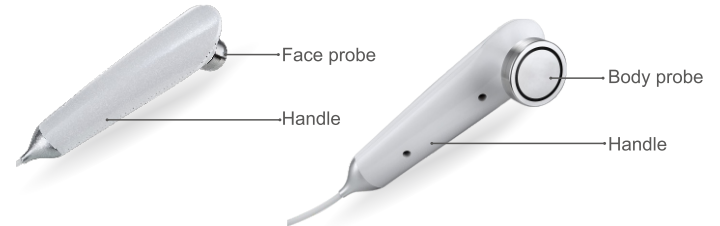

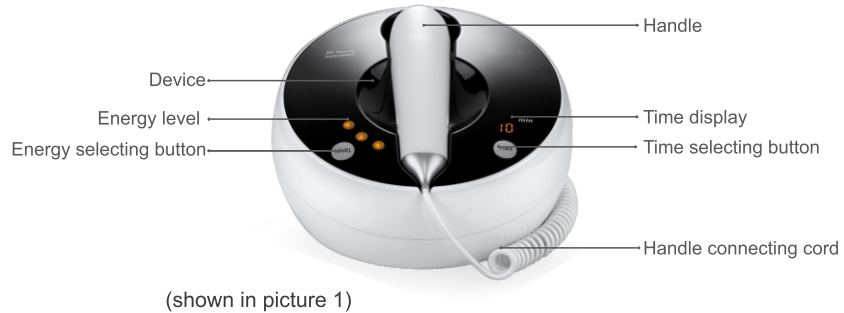


User manual









2.Parameters

- Product: RF Beauty device
- Technical types : RF radio frequency
- Rated frequency : 50 / 60Hz
- Input power for face probe:25W
- Model : RF01
- Output current: 1.0MHz
- Rated voltage : 110 / 240V
- Input power for body probe:50W







3.Product Structure (shown in picture 1)



3. Contraindications and Safety Attentions:

-  Banning the use for minors.
-  Pregnant women , woman's menstrual period is prohibited.
-  Heart disease, hypertension, coronary heart disease , diabetes, skin cancer, thyroid, malignancy, current sensitive group are prohibited.
-  Infections of the skin , skin burns , anti- clotting disorders , skin bleeding, or skin allergies are prohibited.
-  Don't use on the area with surgery, scars.
-  Dermatology parts , eczema, and other sensitive parts of the cornea are prohibited.
-  Skin botox and hyaluronic acid after three months and gold implantation after six months.
-  Body with hearing aids , heart pacemakers and heart machine are prohibited.

4. Operation and maintenance:

-  The instrument is not allowed to replace probe in the charging state. when replacing probe, please power off the instrument. can not power on the instrument until probe is well installed.
-  Please keep the probe clean before & after use it each time, use a soft clean cloth to wipe it, water cleaning is forbidden.
-  When operating, you should try to select from the lower energy to high energy , until you feel comfortable and afford to bear.
-  Before use it , you should smear RF skin rejuvenation gel cream , do not use on the dry skin surface. or it will burn your skin.
-  During operation , the gel cream will be easily absorbed by the skin , keep wiping cream to make probe operate smoothly.
-  Prohibited operation on the throat , eyes , ears , eyelids , temples and other area.



- ⚠ Please use face probe for facial operation, please change for the body probe for body operation.
- ⚠ When finish operation , please avoid to putting it in the sun, and should make good protection from the sun, far away from strong and ultraviolet light.
- ⚠ Do not put the instrument and accessories in the liquid or wet environment .
- ⚠ Stored in ventilation and drying environment and away from children.
- If the cases, accessories, probes are flooded accidentally, please return them to factory to check if they can be repaired for re-using, if the Instrument is flooded when connect to the power, You should cut off the power first before touching it , in order to ensure your safety.
- ⚠ Do not disassemble or repair the equipment by yourself.
- ⚠ If the equipment can not work properly , please return it with accessories to our factory, We have professional maintainer for repairing.



5. Instrument function

Applicability:

- a. Face and body
- b. Families, beauty salon, fitness and the other occasions, It's also convenient to use when traveling .

Applicability people: Loose skin, aging, fibrous tissue aging , lack of elasticity , the skin dark.

6. Instrument operation steps

1. Before operation, Remove make-up and clean skin.
2. Clockwise install probes (face probe for facial operation, body probe for body operation)(FIG. 2)
3. Before using the instrument, Please use clean cotton cloth to with medical alcohol to clean and disinfect.(FIG 3)



Install Probe (FIG2)



Clean probe (FIG 3)

4. Connect the handle cord(Fig. 4)

5. Connect the power cord and plug. (FIG. 5)



Connect the handle cord(FIG. 4)




Connect the power cord(FIG. 5)

6. Smear skin rejuvenation gel cream uniformly on skin where need to be beauty.

7. Turn on the instrument , the time screen will light. the setting time is 0 minute. (FIG. 6)



Turn on the instrument



Time screen will light(FIG 6)

(FIG. 6)

8. Press the Time button on the device, It shows "10 minutes" when you first press the time button, system setting is level 1, Press the "Time" button, you can choose 10/20/30 minutes. (FIG. 7)



Time display

(FIG 7)

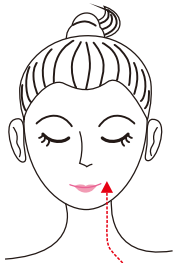
9. Pressing the level button, You can choose level 1 , level 2 and level 3. Change level during operation will not influence the remaining time, during the care if you feel overheating , please reduce the levels immediately.




Level display

(FIG 8)

10. Instrument operation , notice the direction and operation when operating(FIG 9). Adjust the speed according to your feeling ,warm and comfortable feeling is the best. during the instrument operation , the RF special rejuvenation can be assimilated by the skin easily, Please pay attention that you should smear enough gel to make the probe operate smoothly.



① From the upper collarbone to the lower mandible in circular motion(avoid throat)



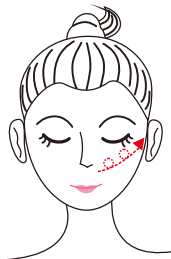
② From the lower mandible to the preauricular in circular motion



③ From the mouth to the preauricular in circular motion



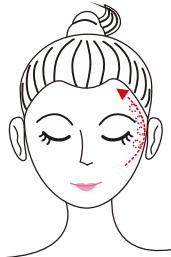
④ From the nasolabial folds to the cheekbone in circular motion(avoid temple)



⑤ From the wing of nose to the cheekbone in circular motion (avoid temple)



⑥ Sliding from the inner eye corner to the outer corner and enhances eye and eyebrow (avoid eye and upper eyelid)



⑦ From lower eyelid lifting to the corner of eye and eyebrow, hairline.



⑧ From the eyebrows (eyebrows, eyebrow end) to the mane

(FIG 9)

11. Finalizing the setting time, the time will display 0. probe power will turn off automatically , If longer time for operation needed, reset the time and restart. Each operation is generally recommended by 20 minutes.

12. Turn off the power after using , use cotton cloth to clean the remaining gel on the electronic probe and hold for safekeeping.



Turn off the power button

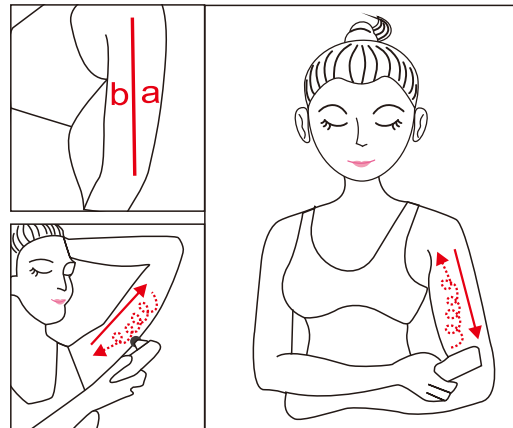
(FIG. 10)

13. After using the device, clean skin. Apply hydrating mask at interval of 10 minutes.

7. Different area of body operation

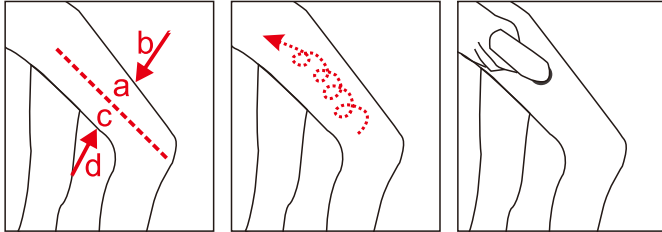
A. The arm operating demonstration:

1. The arm can be divided into two parts (a) and (b)
2. Firstly begin from the outward of left arm in circur motion. then gently sliding down . repeat 3-4 times operation according to the setting time.
3. The same operation for the inner side of the arm.



B. Operation demonstration of thigh:

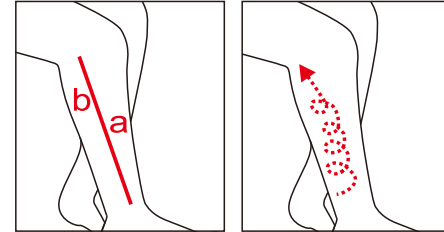
1. The thigh is divided into several parts.(a, b, c, d) four parts.



RF

C.Operation demonstration of Calf:

1. The inner and outer leg is divided into two parts (Figure).
2. Each part gently push upward to knee by spiral. Repeat 3-4 times operation according to the setting time.



RF

Note: The other parts can be operated in accordance with sub-parts spiral circular movements .

Periodic Operation Suggestion:

- Operating at interval of 3-4 days.
- For rough, dry , aging skin, operating at interval of 2-3 days.
- For better skin, operating at interval of 1-2 weeks.



8.Warranty

1.Warranty period:

Machine warranty : From the date of purchasing , the whole warranty period is 2 years.

2.Warranty division of responsibilities:

If the instrument has quality problems during the warranty period , making detection of non-human factors, it is free warranty ; if it is cause for abnormal use or due to other irresistible factors , it is not covered under warranty.

3.Warranty Specifications:

When users request a free service during the warranty period , you need some purchased document (such as: Invoice or warranty card , etc.). If you return the instrument because of their improper packing, then damaged during the transportation , so it is not free warranty or replacement.



If they are following matter :our company will not be responsible for it , and it is not covered under warranty:

- a. For fires, earthquakes, acts of third parties, and customer's negligence or intentional misuse, or using under abnormal conditions, unpredictable events such as failure and damage caused.
- b. For the role of the goods produced or incidental damages (loss of business interests , business interruption , loss of use of the apparatus including the replacement of any equipment, device, or service cost arising from , or customer claims)
- c. For the application to use the content of this RF manual other than arising from the damage.
- d. Beyond the control of our company; using the other brand accessories, accessory or replacement goods, if a problem occurs, service and parts needed to solve the problem; and acceptance of unauthorized the right to modify or service problems with the services required; misuse, abuse, not in accordance with the company description indicates operation, maintenance or dismantling illegal instrument.
- e. Failure or damage resulting due to use in specified non-product work environment, including beyond the workload.
- f. Because users' improper storage (such as rodents, penetration of liquids, etc.).