
 <b>江苏智泰新能源科技有限公司</b>	文件编号:	ZT/JS-SM-00001
	文件版本:	A/1
<b>500W 户外储能移动电源说明书</b>	页码:	1/ 15

PORTABLE POWER STATION

户外储能移动电源用户手册  
User's Manual  
ZT500




 <b>江苏智泰新能源科技有限公司</b>	<b>文件编号:</b>	ZT/JS-SM-00001
	<b>文件版本:</b>	A/1
<b>500W 户外储能移动电源说明书</b>	<b>页码:</b>	2/ 15

- 请务必在使用产品之前，先仔细阅读用户手册！
- Be sure to read the user manual carefully before using the product
- 请务必妥善保管好用户手册，以便日后查阅！
- Please keep the user manual well for future reference
- 请充分理解用户手册内容，以正确使用产品！
- Please fully understand the contents of the user manual to use the product correctly

目录

一、安全注意事项 .....	1
Safety Caution.....	1
二、操作注意事项 .....	3
Operation Caution.....	3
三、产品清单.....	4
Product List .....	4
四、产品介绍 .....	5
Instructions.....	5
五、产品参数 .....	5
Specification.....	5
六、如何给产品充电 .....	7
Recharging.....	7
八、如何使用直流电输出 .....	10
The Output ofDirectCurrent .....	10
九、使用照明灯功能操作步骤: .....	12
Operation of the Lighting.....	12
十、使用蓝牙播放功能操作步骤: .....	12
Bluetooth Operation.....	12
十一、辅助引擎启动: .....	12
Auxiliaryenginestart .....	12
十二、售后服务保障: .....	13
Product Qualification and Warranty Card .....	13
十三、产品中有毒害物质或者元素 .....	14
Toxic substances in the product .....	14

 <b>江苏智泰新能源科技有限公司</b>	<b>文件编号:</b>	ZT/JS-SM-00001
	<b>文件版本:</b>	A/1
<b>500W 户外储能移动电源说明书</b>	<b>页码:</b>	1/ 15

## 一、安全注意事项

### Safety Caution

为了保护您和他人免受伤害，产品免受损坏，请务必在使用产品之前，先仔细阅读用户手册。

In order to protect you and others from injury and the product from damage, please be sure to read the user manual carefully before using the product.

#### 1. 关于存放:

##### Storage

\* 请勿将产品暴露在极冷或极热(-10℃以下或40℃以上)温度环境下存放;

Do not expose the product to extremesupercooledor overheating(below -10℃ or above 60℃)

\* 请勿将产品放置在加热设备的散热口处;

Do not place the product at the thermovent of the heating equipment

\* 请避免产品淋雨或湿水环境存放;

Please keep the product away from rain or wet water

\* 请远离易燃液体、气体或易爆物品存放;

Please keep away from flammable liquids, gases or explosive items

\* 请远离灰尘或粉尘物质集中环境存放;

Please keep away from dust or dust in a concentrated environment

\* 请勿将本产品与硬币，首饰，钥匙等金属物品一起存放;

Do not store this product with metal objects such as coins, jewelry, keys, etc.

否则会降低产品的充电容量或缩短产品的使用寿命，甚至发生爆炸，产品应放置在阴凉、干燥的环境中储存。

Otherwise, the charging capacity of the product will be reduced or the service life of the product will be shortened, and even explosion will occur. The product should be stored in a cool and dry environment.

#### 2. 关于充电器:

##### Charger

\* 请勿使用故障或输出电压不匹配的充电器;

Do not use a faulty charger or a mismatched output voltage.

\* 请使用原装充电器，不兼容或者不合格的充电器可能会造成危险或损坏产品;

Please use the original charger. Incompatible or suZTtandard chargers may cause danger or damage to the product.

\* 请勿使用未经安全认证的充电器为产品充电。

Do not charge the product with an uncertified charger.

#### 3. 关于产品长期闲置的保存和使用:


##### Product long-term idle storage and use

\* 请确保至少每6个月充电一次，以延长产品(锂电芯)的寿命。长期放置后再取出产品使用时，请充满电后使用。产品充电器闲置不用时，两端需断开电源。

Please make sure to charge at least every 6 months to extend the life of the lithium cell. When taking out the product after long-term placement, please use it after full charge. Disconnect the power supply at both ends of the product charger when it is unused.

#### 4. 关于废旧电芯及充电器的处理:

##### Disposal of waste batteries and chargers

 <b>江苏智泰新能源科技有限公司</b>	<b>文件编号:</b>	ZT/JS-SM-00001
	<b>文件版本:</b>	A/1
<b>500W 户外储能移动电源说明书</b>	<b>页码:</b>	2/ 15

\* 请按规定处理报废产品，不可将内置电芯作为生活垃圾处理，以免引起爆炸和污染。

Please deal with the scrapped products according to the regulations. Do not treat the built-in electric cell as household waste, so as not to cause explosion and pollution.

5. 请勿挤压或刺穿本产品，请勿让产品受到外部高压，否则可能导致内部短路和过热，引发起火或爆炸。

Do not squeeze or Pierce the product, do not expose the product to external high pressure, otherwise it may cause internal short circuit and overheating, fire or explosion.

6. 请勿将本产品置于生理、感知和心智尚低的人士(包括儿童)或缺乏经验及相关知识的人士，可触及的地方。避免以上人士使用、戏玩本产品，以免误操作引发危险事件；

Do not leave the product in the place where people (including children) with low physical, sensory and mental capacity or lack of experience and relevant knowledge can reach. Avoid the above users to use or play this product, so as to avoid dangerous incidents caused by misoperation.

7. 产品不可完全替代市电交流电源使用，以延长电芯循环寿命。

The product can not completely replace the mains AC power supply to extend the cycle life of the cell

8. 请勿给本产品涂刷油漆或粘贴纸，油漆和贴纸会阻塞设备风道并妨碍正常使用。

Please do not paint or stick paper on the product, as the paint and stickers will block the air duct of the equipment and hinder the normal use.

9. 关于产品充电和放电的环境温度：

Ambient temperature for charging and discharging

\* 请勿将产品存放在过热或过冷的地方，请在温度-10℃至60℃之间的范围内使用产品；

Do not store the product in a place that is overheating or supercooled. Please use the product within the temperature range of -10℃ to 60℃.

\* 夏季封闭的车内温度可高达80℃，将产品放在车辆内，可能处于危险状态；

The temperature in the closed car can be as high as 80℃ in summer. If the product is placed in the vehicle, it may be in a dangerous state

\* 请勿将产品长时间暴露在阳光直射环境下，产品未启动时，散热功能未打开，电芯温度急剧上升，会导致危险发生；

Do not expose the product to direct sunlight for a long time. The heat dissipation function is not turned on when the product is not started, and the temperature of the battery core rises sharply, which will lead to danger.

\* 为本产品充电时，作业温度应该保证在0℃至40℃之间；

The operating temperature should be between 0℃ and 40℃ when charging the product

\* 请勿在热水器、微波炉、或其他工作发热产品或高低压部件附近、内部存放产品，可能会因过热而引起起火。

Do not store the product near or inside the water heater, microwave oven, or other heating products at work or high or low pressure components. It may cause fire due to overheating.

10. 关于清洁产品：

Keep the products clean and tidy.


\* 壳体表面请用干毛巾或橡皮擦，擦拭产品或充电器；

Please wipe the product or charger with dry towel or eraser on the surface of the shell

\* 请勿使用腐蚀性化学物质或清洁剂。

Do not use corrosive chemicals or cleaners

11. 请勿拆卸、修理或改装产品，否则将不予产品保修。如遇故障，请联系售后服务中心：

 <b>江苏智泰新能源科技有限公司</b>	<b>文件编号:</b>	ZT/JS-SM-00001
	<b>文件版本:</b>	A/1
<b>500W 户外储能移动电源说明书</b>	<b>页码:</b>	3/ 15

Do not disassemble, repair or refit the product, otherwise the product will not be guaranteed. In case of trouble, please contact the after-sale service center

\* 服务电话: 4000696818

\*Service call: 4000696818

## 二、操作注意事项

### Operation Caution

1. 初次使用本产品, 由于低电能运输, 可能存在虚电状态, 请将产品进行 2-3 次循环充电放电, 即可恢复正常。

When using the product for the first time, due to the low power transportation, there may be a state of virtual power. Please charge and discharge the product for 2-3 cycles, and then it will be back to normal.

2. 使用本产品时请勿使用毛巾、衣物等物品覆盖, 并确保产品周围保持 10cm 以上散热空间。

When using this product, please do not use towels, clothes and other items to cover it, and ensure that the heat dissipation space around the product is more than 10cm.

3. 请保持产品和电器产品干燥, 避免湿气和液体进入产品, 会损坏设备内部零件或电路:

Please keep the products and electrical products dry to avoid moisture and liquid entering the products, which may damage the internal parts or circuits of the equipment.

\* 产品潮湿时请勿开机, 如果产品已开机, 请立即将其关闭。(如果产品无法关机请维持现状, 并联系售后服务中心, 服务电话: 4000696818。

Do not turn on the product when it is wet. If the product has been turned on, please turn it off immediately. If the product cannot be shut down, please maintain the status quo, and contact the after-sales service center, service call is 4000696818

4. 请勿在灰尘或粉尘物质集中环境使用产品, 可能导致产品故障、引起火灾或爆炸。

Do not use the product in the environment where dust or dust substances are concentrated, which may cause product failure, fire or explosion.

5. 请勿在汽油、燃气、化学制剂、矿井等易燃易爆的环境里使用产品, 否则可能危及安全:

Do not use the product in the combustible and explosive environment such as gasoline, gas, chemical preparation and mine, otherwise it may endanger the safety.

\* 在可能发生爆炸的环境下始终按照规定、指示和标志进行操作。

Always follow regulations, instructions and marks in an environment where an explosion may occur.

6. 请勿在腐蚀性环境中使用产品, 否则将对产品造成损坏。

Do not use the product in corrosive environment otherwise it will cause damage to the product.

7. 请勿在雷雨天气使用产品, 产品可能出现故障, 并且增加电击危险。

Do not use the product in thunderstorm weather, the product may fail and increase the risk of electric shock.

8. 请将产品置于平整地表面上, 避免产品滑落或对其造成碰撞, 可能会损坏产品或零件出现故障。


Please place the product on the flat surface to avoid the product sliding or collision, which may damage the product

Or cause parts failure.

### 9 关于产品的充电:

#### Charging

\* 请使用博时原装充电器为产品充电, 本产品设计搭配原装充电器, 使用时性能最佳;

 <b>江苏智泰新能源科技有限公司</b>	<b>文件编号:</b>	ZT/JS-SM-00001
	<b>文件版本:</b>	A/1
<b>500W 户外储能移动电源说明书</b>	<b>页码:</b>	4/ 15

Please use original charger of BEST to charge the product. It's designed to match the original charger and has the best performance when used.

\* 充电时间请勿超过本产品充电所需时间，充满电请拔掉充电器，建议在白天或者有人在场的时候充电，方便查看；

Charging time should not exceed the charging time required for this product. Please unplug the charger when fully charged. It is suggested to charge during the day or when someone is around for easy viewing.

\* 充电时由于能量转化，本产品可能会发热，这是正常现象。处理时请小心。

This product may get hot due to energy conversion during charging, which is a normal phenomenon. Please be careful when handling.

9. 关于产品的放电：

Discharge

\* 将产品放电后，剩余电量最后 1 格或指示灯闪烁时，请立即停止使用，充满电后再使用，可以延长电芯使用寿命；

After discharging the product, please stop using it immediately when the remaining power is in the last grid or when the indicator light flashes. It can prolong the service life of the battery cell by using it after full charge.

\* 将产品放电时，只能用于指定功率电器设备，请勿用于不兼容的电器设备，将会触动保护装置，会降低产品的使用寿命；

When the product is discharged, it can only be used for specified power electrical equipment, do not use for incompatible electrical equipment, it will trigger the protection device, will reduce the service life of the product.

\* 放电时由于能量转化，本产品可能会发热，这是正常现象。处理时请小心。

This product may get hot due to energy conversion during discharge, which is normal. Please be careful when handling

三、产品清单

Product List

开箱后，请检查产品包装内是否包含以下附件物品。附件物品如有缺失，请与售后联系。

After unpacking, please check whether the product package contains the following accessories. If the attached items are missing, please contact the after-sales service.

NO	包装清单	数量类型
1	ZT500 户外储能移动电源	标配
2	电源适配器	标配
3	产品用户手册	标配
4	折叠光伏板 100W 及 MPPT 控制器	选配
5	折叠光伏板 200W 及 MPPT 控制器	选配
6	引擎辅助启动夹	选配
7	专用快充充电器	选配
8	户外背包	选配

 <b>江苏智泰新能源科技有限公司</b>	<b>文件编号:</b>	ZT/JS-SM-00001
	<b>文件版本:</b>	A/1
<b>500W 户外储能移动电源说明书</b>	<b>页码:</b>	5/ 15

NO	Packing List	Scalar type
1	ZT500 Portable power source	Standard
2	Power Adapter	Standard
3	Product user	Standard
4	Folding photovoltaic panel 100W and MPPT controller	Match
5	Folding photovoltaic panel 200W and MPPT controller	Match
6	Engine-assisted start clip	Match
7		
8		

#### 四、产品介绍

##### Instructions

ZT500 是一款多功能应急储能电源，采用 UL 权威认证汽车级动力电芯和高效的 S PWM 逆变转换技术，比普通电芯容量更耐久，循环寿命更长，享有“户外的移动充电站”美誉，广泛应用于户外派对露营、家用应急、户外直播、移动式办公、户外直播作业、医疗救护、消防应急救援、电力设备抢修、环境国土防护、应急通信保障等领域，兼容大多数功率 500W 以下数码设备和小家电。

ZT500 is a multi-functional emergency energy storage power supply, using UL authoritative automotive power cell and efficient S PWM inverter conversion technology, which is more durable than ordinary cell capacity, longer cycle life, and enjoys the reputation of "outdoor mobile charging station". Widely used in outdoor party camping, household emergency, outdoor live broadcast, mobile office, outdoor live broadcast operations, medical rescue, fire emergency rescue, emergency repair of power equipment, environmental protection, emergency communication guarantee and other fields, compatible with most of the power below 500W digital equipment and small home appliances.

#### 五、产品参数


##### Specification


产品参数					
型号	ZT500		尺寸	344*196*201mm	
外壳材质	阻燃 ABS 树脂		容量	120000mAh/380Wh	160000mAh/510Wh
颜色	黑灰/热带橙		电芯	磷酸铁锂	
车载 DC 输出	12V/10A		2*DC5.5 输出	12V/5A	
远射灯	150lm1.5W6000K		阅读灯	600lm6W6000K	
DC 输入	适配器 15V/5A	快速充电器（选配） 14.6V/20A	太阳能板	100W（选配）	200W（选配）
充电时间	约 8-10 小时	2-3 小时		约 12 小时	约 6 小时
AC 输出	500W/220V50Hz 纯正弦波				
Type-C 输入、输出		PD60W			
USB 输出		(5V=3A9V=2A12V=1.5A)*2 ； (5V=2A)*2			
无线充电输出		Max10W 支持 7.5W5W			

 <b>江苏智泰新能源科技有限公司</b>	<b>文件编号:</b>	ZT/JS-SM-00001
	<b>文件版本:</b>	A/1
	<b>页码:</b>	6/ 15

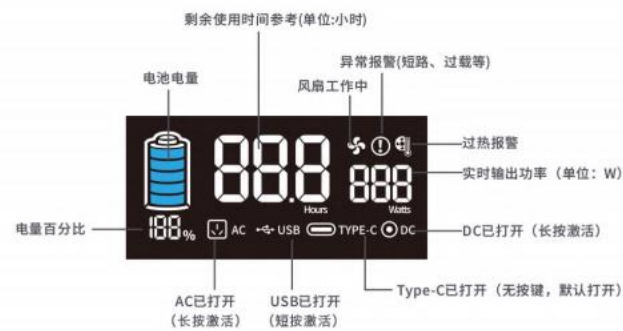
500W 户外储能移动电源说明书

Specification					
Model	ZT500		Size	344*196*201mm	
Shell Materials	flame resistant ABS resin		Capacity	120000mAh/380Wh	160000mAh/510Wh
Color	Black grey/tropical orange		Cell	LFP	
On-board DC Output	12V/10A		2*DC5.5 Output	12V/5A	
Long-range lamp	150lm1.5W6000K		Reading light	600lm6W6000K	
DC Input	Adapter 15V/5A	Adapter 14.6V/20A	Solar panel	100W	200W
Charge time	8 to 10hrs	2 to 3hrs		12hrs	6hrs
AC Output	500W/220V50HZ sine wave				
Type-C Input & Output	PD60W				
USB Output	(5V=3A9V=2A12V=1.5A)*2; (5V=2A)*2				
Wireless charging Output	Max10W support 7.5W5W				



 <b>江苏智泰新能源科技有限公司</b>	<b>文件编号:</b>	ZT/JS-SM-00001
	<b>文件版本:</b>	A/1
	<b>页码:</b>	7/ 15
<b>500W 户外储能移动电源说明书</b>		

**BR500显示屏**



功能激活后点亮, 若一段时间内输出无负载则熄灭



**六、如何给产品充电**

**Recharging**

请先阅读以下注意事项:


Please read the following notes,

\* 附件仅配备本产品使用, 禁止使用在其他电器上;

The accessory is only equipped with this product. It's forbidden to use on other electrical appliances.

\* 使用太阳能充电时, 太阳能电池板选用最大功率为 200W, 充电效率更高;

When using solar energy to charge, the maximum power of solar panels is 100W, charging efficiency is higher

 <b>江苏智泰新能源科技有限公司</b>	<b>文件编号:</b>	ZT/JS-SM-00001
	<b>文件版本:</b>	A/1
<b>500W 户外储能移动电源说明书</b>	<b>页码:</b>	8/ 15

\* 当 LED 数显屏显示 100%，代表产品已经充满电，请停止充电，并将充电适配器从 AC 交流电插座上拔下。

When the LED digital displays 100%, it means the product is fully charged. Please stop charging and unplug the charging adapter from the AC socket.

ZT 500 的额定功率是 500W，电池容量是 120000mAh/160000mAH，我们可以用以下四种方式给电池充电：

ZT 500, the rated power is 500W and the battery capacity is 120,00mAh / 160,000mAh. We can charge the battery in the following four ways,

1. 用原装电源适配器充电时，先将电源线一端接上 220V 交流市电，适配器一端插入产品“DC7909 输入”，即可给产品充电；也可以选配本公司快速充电器提供 EC5 输入口快速充电。

When charging with the original power adapter, one end of the power cord connect to 220V AC mains and the adapter plug into "DC7909 input" to charge the product.




2. 用太阳能板充电：此时只需要将连接线的一端连接上太阳能电池板，另一端插入产品“EC5 输入输出”，即可以为产品充电。(建议购买为本产品特别设计的博时太阳能电池板及 EC5 转接头。**使用太阳能充电时必须选配本公司的太阳能专用 MPPT 控制器，否则会给电池带来安全风险！**)

Charging with the solar panel, just connect one end of the wire to the solar panel, and insert the other end of the product "DC7909 input" to charge the product. Specially designed BEST solar panel and DC7909 connector are recommended



3. 用汽车车载充电线充电：将车充线一端插入汽车点烟器插口，另一端插入产品“DC7909输入”，既可以为电源充电。(需购买DC7909转接头)

Recharge with a car's on-board charging cable. Please plug one end of the charging cable into the cigarette lighter socket of the car, and the other end into the product "DC7909 input", which can charge the power supply. Please note need DC7909 adapter here.

 <b>江苏智泰新能源科技有限公司</b>	<b>文件编号:</b>	ZT/JS-SM-00001
	<b>文件版本:</b>	A/1
<b>500W 户外储能移动电源说明书</b>	<b>页码:</b>	9/ 15



**\* 为了防止汽车电瓶意外亏电，汽车非启动状态时请不要使用车充电器充电。**  
**In order to prevent the car battery from accidentally losing power, please do not use the car charger to charge when the car is not in the starting state.**


4. 用Type-c快充线充电：充电头一端接上220V交流市电，快充线一端插入产品“Type-c PD60W快充接口”即可充电，（Type-c充电头及连接线需要另行购买）。  
 Use Type-C quick charging cable to charge. One end of the charging head is connected to 220V AC mains power, and one end of the quick charging cable is plugged into the product "Type-C PD60W quick charging interface" to charge it (Type-C charging head and cable need to be purchased separately)

**七、如何使用交流电输出功能**  
**The Output of Alternating Current**

请先阅读以下注意事项：  
 Please read the following notes,

- \* 请确保电器设备的输入电压和频率与本产品参数一致；  
 Please ensure that the input voltage and frequency of electrical equipment are consistent with the parameters of this product.
- \* 请确保电器设备的额定功率小于产品 500W 的额定功率，最好在 80%功率范围内；  
 Please ensure that the rated power of the electrical equipment is less than the rated power of the product 500W, preferably within the power range of 80%.
- \* 如果电器设备的额定功率大于 500W 时，不排除触动本产品的过载保护；  
 If the rated power of the electrical equipment is greater than 500W, the overload protection of the product is not excluded.
- \* 如果电器设备的功率大于产品 500W 的额定功率，请选择博时更大功率的便携式电源产品；  
 If the power of the electrical equipment is greater than the rated power of the product 500W, please choose the portable power supply products with higher power
- \* 某些电器设备开机瞬间功率，远大于其标定的额定功率。例如：感性负载设备，一般启动功率是其额定功率的 3-8 倍；节能灯的启动功率是其额定功率的几十倍。以上情况，不排除触动本产品的过载保护，关闭电源的可能性。  
 The power of some electrical equipment at the start of the moment is far greater than the rated power of its calibration. For example: inductive load equipment, the general starting power is 3-8 times of its rated power; CFLs can start at dozens of times their rated power. Under the above circumstances, the overload protection of the product may be triggered and the power may be turned off.

220V 交流电输出供电操作步骤：

 <b>江苏智泰新能源科技有限公司</b>	<b>文件编号:</b>	ZT/JS-SM-00001
	<b>文件版本:</b>	A/1
<b>500W 户外储能移动电源说明书</b>	<b>页码:</b>	10/ 15

步骤 1: 单击电源键, 按键指示灯亮, 按启动开关, LCD 显示屏亮显示当前电量。

Step 1, Click the power button, the indicator light is on, press the start switch, and the LCD screen shows the current electric quantity

步骤 2: 检查电器设备的输入电压和频率与本产品是否对应。

Step 2, Check whether the input voltage and frequency of electrical equipment correspond to the product.

步骤 3: 检查电器设备额定功率, 并确保它不超过产品的 500W 额定功率。

Step 3, Check the power rating of electrical equipment and ensure that it does not exceed the 500W power rating of the product.

步骤 4: 将电器设备插口插入到产品“AC 输出”, 然后长按 2 秒 AC 键可打开/关闭 AC 输出。

Step 4, Insert the electrical equipment socket into the product "AC output", and then long press AC for 2 seconds to turn on/off AC output

步骤 5: 停止使用交流电时, 长按“AC 开关键”, 关闭 AC 交流电输出。

Step 5, When the AC power is stopped, long press the "AC on key" to turn off the AC output.

步骤 6: 如果此时电源的电量用完或电量不足, 请及时为产品充电, 方便再次使用!

Step 6, If the power supply runs out or is low at this time, please charge the product in time to facilitate re-use.

注意:

Notice,

\* 停止使用交流电时, 请务必关闭“AC 开关键”, 否则产品将自消耗储存电量;

Please be sure to turn off the "AC on key" when you stop using AC power, otherwise the product will consume the stored power.

\* 不同国家接口规格与电压标准不同, 使用前务必仔细察看产品的规格是否与电器的使用规格一致, 否则可能导致危险情况。

Interface specifications and voltage standards are different in different countries. Before use, be sure to carefully check whether the specifications of the product are consistent with the specifications of the electrical appliances, otherwise it may lead to dangerous conditions.

## 八、如何使用直流电输出

### The Output of Direct Current

直流电输出(包括 USB 输出, DC5.5 输出, 车载输出, Type-CPD60W 输出)在使用时, 请保证使用数码设备可以接入对应输出口的电流, 防止接口温度过高, 对设备产生损害。


When using direct current output (including USB output, DC5.5 output, vehicle-mounted output and Type-CPD60W output), please ensure that the digital device can access the current at the corresponding output port to prevent the interface temperature from being too high and causing damage to the device. CPD60W output), please ensure that the digital device can access the current at the corresponding output port to prevent the interface temperature from being too high and causing damage to the device.

1. 使用无线充电功能给手机充电操作步骤:

Charge a mobile phone using the wireless charging function,

步骤 1: 将自带无线充电功能的手机等数码设备, 放置于产品主机的顶部“充电标识”处;

Step 1, Place the mobile phone and other digital devices with wireless charging function on the top of the product host at the "charging mark".

 <b>江苏智泰新能源科技有限公司</b>	<b>文件编号:</b>	ZT/JS-SM-00001
	<b>文件版本:</b>	A/1
<b>500W 户外储能移动电源说明书</b>	<b>页码:</b>	11/ 15

步骤 2: 按下无线充开关, 稍后即为无线充电状态; (若未感应成功, 请轻微挪动手机位置)

Step 2, Press the wireless charging switch, and then it will be in the wireless charging state. If the sensor is not successful, please slightly move the position of the phone.

步骤 3: 充满电或结束充电, 则单击“无线充电开关”停止输出。

Step 3, Click "Wireless Charging Switch" to stop the output when the charge is fully charged or



finished.

2. 使用 USB 充电功能给数码设备充电。

USB 输出口有三种方式:

Use USB charging function to charge digital devices, 3 Ways as following,

方式 1: USB QC 3.0 快充输出: 即产品上颜色为橙色内芯的 USB 接口, 需使用支持 QC 3.0 协议的数据线连接产品和数码设备, 打开产品“USB 键”, 即可快速为数码设备充电。

1. USB QC 3.0 Quick Charging Output: that is, the USB interface with the orange core on the product needs to connect the product and the digital device with the data cable supporting the QC 3.0 protocol. Open the "USB key" of the product and the digital device can be charged quickly.

方式 2: USB2.0 输出接口, 输出电压 5V, 输出电流 2A, 使用 USB 数据线连接产品和数码设备, 打开产品“USB 开关键”, 即可为数码设备充电。

2. USB2.0 output interface, the output voltage is 5V, the output current is 2A, use USB data cable to connect the product and digital equipment, open the product "USB switch", you can charge the digital equipment.

方式 3: Type-C 输出接口, 又称 PD 输出接口, 支持 PD 2.0 快充协议, 输出功率 60W, 需使用支持 PD 2.0 协议的 TYPE-C 数据线连接产品和数码设备, 即可快速为数码设备充电。


3. USB-C output interface, also known as Type-C output interface, supports PD 2.0 quick charging protocol with output power of 60W. It is necessary to use Type-C data line that supports PD 2.0 protocol to connect products and digital devices to charge digital devices quickly.

3. 使用 DC 输出给其它设备供电操作步骤:

Use DC output to supply power to other devices

方式 1: 将车载设备连接到“DC5.5 输出”或点烟器插座, 长按 2 秒 DC 开关键, 2 个 DC5.5 和点烟器插座 DC 开始输出。长按 DC 开关键, 按键指示灯灭, 3 个输出口关闭输出停止为其供电。支持车载小风扇、车载工具供电, 诸如吸尘器, 充气泵, 电动扳手, 车载小冰箱等。

Connect the on-board equipment to "DC5.5 output" or cigarette lighter socket, long press the DC on key for 2 seconds, 2 DC5.5 and cigarette lighter socket DC start output. Long press the DC on key, the key indicator light will be off, and the three output ports will close and the output will stop supplying power to it. Support the power supply of small fans and tools, such as vacuum cleaner, inflatable pump, electric wrench, small refrigerator, etc.

 <b>江苏智泰新能源科技有限公司</b>	<b>文件编号:</b>	ZT/JS-SM-00001
	<b>文件版本:</b>	A/1
<b>500W 户外储能移动电源说明书</b>	<b>页码:</b>	12/ 15

## 九、使用照明灯功能操作步骤:

### Operation of the Lighting

本产品自带两种照明灯

It comes with two kinds of lights

- 1.高亮 LED 阅读灯，长按 2 秒“阅读灯开关键”即可打开阅读灯，长按 2 秒“阅读灯开关键”即可关闭阅读灯。  
Highlight the LED reading lamp, long press the "On button of reading lamp" for 2 seconds to turn on the reading lamp, long press the "On button of reading lamp" for 2 seconds to turn off the reading lamp.
- 2.户外远射灯，长按 2 秒“远射灯开关键”即可打开远射灯，依次点按“远射灯开关键”进行模式切换：依次为：常亮模式→快闪模式→SOS(国际公认摩尔斯电码救难信号)模式→关闭远射灯。

Long press the "on key" for 2 seconds to turn on the remote light, then click the "on key" for mode switching. In order as follows,

- 1) Normally on mode
- 2) Quick flashing mode
- 3) SOS mode
- 4) Turn off the far spot light

\* 勿将手电筒照射人眼以免因强光而造成伤害。

Do not shine flashlights on people's eyes to avoid damage caused by strong light.

## 十、使用蓝牙播放功能操作步骤:

### Bluetooth Operation

本产品自带三种移动文件播放功能

With three mobile file playback functions

1. 按下蓝牙启动开关键，播放器电源接通，按播放键优先播放蓝牙文件，无蓝牙文件时自动或手动选择播放文件。  
Press the bluetooth start key, and the player will be powered on. Press the play button to play bluetooth files first, and select the files to play automatically or manually when there is no bluetooth file
2. 当 U 盘，TF 卡都插入时，按选择键，语音提示选择需要的播放文件。  
When U disk and TF card are inserted, press the "Select" button and the voice prompts to select the required playback file.
3. 短按上页键向上翻页，长按上页键音量减弱，短按下页键向下翻页，长按下页键音量增强。  
Short press the "Up" button to turn up the page, long press the "Up" button to turn down the page, long press the "Down" button to turn down the page, and long press the "Down" button to increase the volume.
4. 按播放键暂停或播放。

Press the play button to pause or play


## 十一、辅助引擎启动:

### Auxiliary engine start

本款多功能移动电源具有辅助引擎启动功能，通常情况下可启动大部分 12V 的四缸及六缸发动机；必须选配博时公司的专用辅助启动输出配件，本配件能对电池起到很好的保护作用，使用过程中不至于损坏本设备。

操作步骤:

This multi-function portable power supply has the function of auxiliary engine start, normally can start most 12V four cylinder and six cylinder engine.

 <b>江苏智泰新能源科技有限公司</b>	<b>文件编号:</b>	ZT/JS-SM-00001
	<b>文件版本:</b>	A/1
<b>500W 户外储能移动电源说明书</b>	<b>页码:</b>	13/ 15

1、关闭点火开关及所有车上电器，以及外接负载。

Turn off the ignition switch and all onboard appliances, as well as external loads

2、将引擎启动夹子连接线插头插入电源引擎启动口，红色接正极，黑色接负极。

Plug the engine starter clip cable into the power engine starter port, connect the red to the positive terminal and the black to the negative terminal

3、将红色夹子与引擎电瓶正极相连，黑色夹子与引擎电瓶负极相连，严禁负极反向接反，否则可能会损坏电瓶，甚至引发火灾或爆炸

Connect the red clip with the positive pole of the engine battery, and the black clip with the negative pole of the engine battery. It is forbidden to reverse the negative pole, otherwise it may damage the battery, or even cause fire or explosion

4、打开汽车点火开关启动引擎。

Turn on the ignition and start the engine.

5、从汽车电瓶上先取下红色夹子，再取下黑色夹子。拔下引擎线，放回原处。

Remove the red clip from the car battery and the black clip. Unplug the engine cord and place it back.

6、操作过程中,绝对不能将红色夹子与黑色夹子互相连接或通过导电金属连接，否则会导致电池短路，从而引起电源内部损坏。

During operation, the red and black clip must not be connected to each other or through conductive metal connection, Otherwise, it will cause a short circuit in the battery and internal damage to the power supply

**由于引擎启动电流高达 200A 甚至更高，所以每次的点火时间不要超过 4 秒钟，每次点火操作后，辅助引擎启动部件需要至少 10 分钟的冷却时间。**

**Due to the engine starting current of 200A or more, the ignition time should not exceed 4 seconds at a time, and the auxiliary engine starting components need a cooldown of at least 10 minutes after each ignition operation**

## 十二、售后服务保障:

### Product Qualification and Warranty Card

1.博时户外储能电源，保修期均为确认收货日期起 365 天，售后服务中心电话：4000696818。

BEST portable power station, the warranty period is confirmed from the date of receipt 365 days. After sales service center telephone: 4000696818

2.在保修期内，产品正常使用过程中，所产生的故障，将免费维修及更换部件。

In the warranty period, during the normal use of the product, the fault will be repaired and replaced free of charge

4. 在保修期内的产品，正常使用过程中所产生的故障，经技术人员检测认定后，提供免费维修。

In the warranty period of the product, the normal use of the fault caused by the technical personnel after detection and identification of free maintenance.

5. 在保修期内，下列情况不能享受我司的免费维修服务:


Within the warranty period, the following conditions cannot enjoy our free maintenance service,

\* 私自拆卸、改装、维修产品;

Disassemble, refit and repair products without permission.

\* 表面涂层及外观的磨损;

Wear of surface coating and appearance.

 <b>江苏智泰新能源科技有限公司</b>	<b>文件编号:</b>	ZT/JS-SM-00001
	<b>文件版本:</b>	A/1
<b>500W 户外储能移动电源说明书</b>	<b>页码:</b>	14/ 15

\* 未按照用户手册要求，错误安装、包装及使用造成的故障；

Failure to install, pack and use according to the user manual

\* 因意外、人为、环境等因素(操作失误、碰撞、不合理电压、受潮等)，造成的故障或损坏；

Failure or damage caused by accident, human, environmental factors. Such as operating error, collision, unreasonable voltage, damp, etc.

\* 因自然灾害等不可抗力(地震、火灾、海啸等)造成的故障或损坏；

Failure or damage caused by force majeure such as natural disasters. Such as earthquake, fire, tsunami, etc.

\* 产品外包装及产品配件不在保修范围内；

Product packaging and accessories are not within the scope of warranty.

\* 已过保修期的产品，我司提供有偿维修服务。

Products that are out of warranty, we provide paid maintenance services.

### 十三、产品中有毒害物质或者元素

#### Toxic substances in the product

有毒有害物质或元素					
铅	汞	镉	六价铬	多溴联苯	多溴二苯醚
0	0	0	0	0	0
0: 表示该有害物质在该部件所有均质材料中的含量均在 2002/95/EC(ROHS) 标准规定的限量要求以下					

Toxic substances in the product					
Pb	Hg	Cd	VI	PBB	PBDE
0	0	0	0	0	0
0: Indicates that the hazardous substance in all homogeneous materials of the part is below the limit requirements specified in the 2002/95/EC(RoHS) standard					

### 十四、产品合格证及保修卡/ Product Qualification and Warranty Card


#### 合格证/ CERTIFICATION

产品型号/ Model:

检验员/ QC:

出厂日期/ Manufacture Date:

#### 服务保障卡/ SERVICE GUARANTEE CARD

 <b>江苏智泰新能源科技有限公司</b>	<b>文件编号:</b>	ZT/JS-SM-00001
	<b>文件版本:</b>	A/1
<b>500W 户外储能移动电源说明书</b>	<b>页码:</b>	15/ 15

产品信息/ Information:

型号 Model:

产品编号/ S/No:

购买日期/ Date of purchase:

店铺名称/ Shop:

用户信息/ Userinfo:

用户姓名/ Name:

联系电话/ Contact No.

淘宝会员名/ Taobao Member:

产品问题描述/ Description of product problem:

在使用产品前，请仔细阅读用户手册，因错误使用而导致产品损坏本公司不承担任何法律责任，请悉知！

Please read the user manual carefully before using the product. The company does not bear any legal liability for product damage caused by wrong use. Please note.