




Stamp



User Manual

File No. 2018011220
Model: ER20



Instruction

Product principle:

Eseenlite® Stamp User Manual Version:V2.0.2

Date:2018/01/12

Essenlite ® Stamp can stimulate skin cell to induce collagen production for skin regeneration. When lightly tapping on skin, it makes holes at the same time delivers the active ingredient of solutions to dermis from the connected vial with needle parts directly and effectively.

Application:

Hair Loss Treatment / Hair Restoration

The Essenlite ® Stamp System can be used to effectively prevent and stop hair loss from occurring. The Essenlite ® Stamp System can help with hair restoration and regrowth who are experiencing alopecia, balding, bald spots, receding hairlines and thinning hair. Note: For hair regrowth and hair loss prevention, recommend with Minoxidil 5% or other drugs that can help hair regrowth (available at your local pharmacy).

Micro-needling of the skin is not a treatment for hair loss. However, the micro-channels created in the skin by micro-needling enhance penetration of topical serums and medications, dramatically increasing their effectiveness.

Skin Smoothing

The Essenlite ® Stamp System is an effective way to smoothen your skin. By stimulating collagen and elastin and repairing your skin from the inside, your skin will stay beautiful even as you get older. The Essenlite ® Stamp System is even more effective in preventing any wrinkles, scars, etc. from ever happening in the first place. Simply use the Essenlite ® Stamp System regularly, and your skin will stay healthy and smooth many years to come.

Using different kinds of needles

0.25mm needle size is perfect for cosmetics application, used for T-zone of the face, forehead, nose chin, and scalp.

0.5mm help build beautiful & healthy skin, and prevent hair loss, used for cheeks and scalp.

1.0mm can treat hyper-pigmentation, sun damage, shallow to deep wrinkles/scars and stretch marks. Used for cheeks and body part.

Target public

For home and clinic salon SPA use, different needle length is for different part treatment. Applicable age over 14 years old.



How to Operate

1. Use before:

1.1 The second time usage and following usage clean:

- First pour some at least 75% alcohol in the clean cup. The Essenlite ® Stamp and bottle should be all covered with the alcohol, about 10minutes.

- Take Essenlite ® Stamp out, then immerse the them in the physiological saline over it about 3~5 minutes, and allow it to air dry on paper towel.

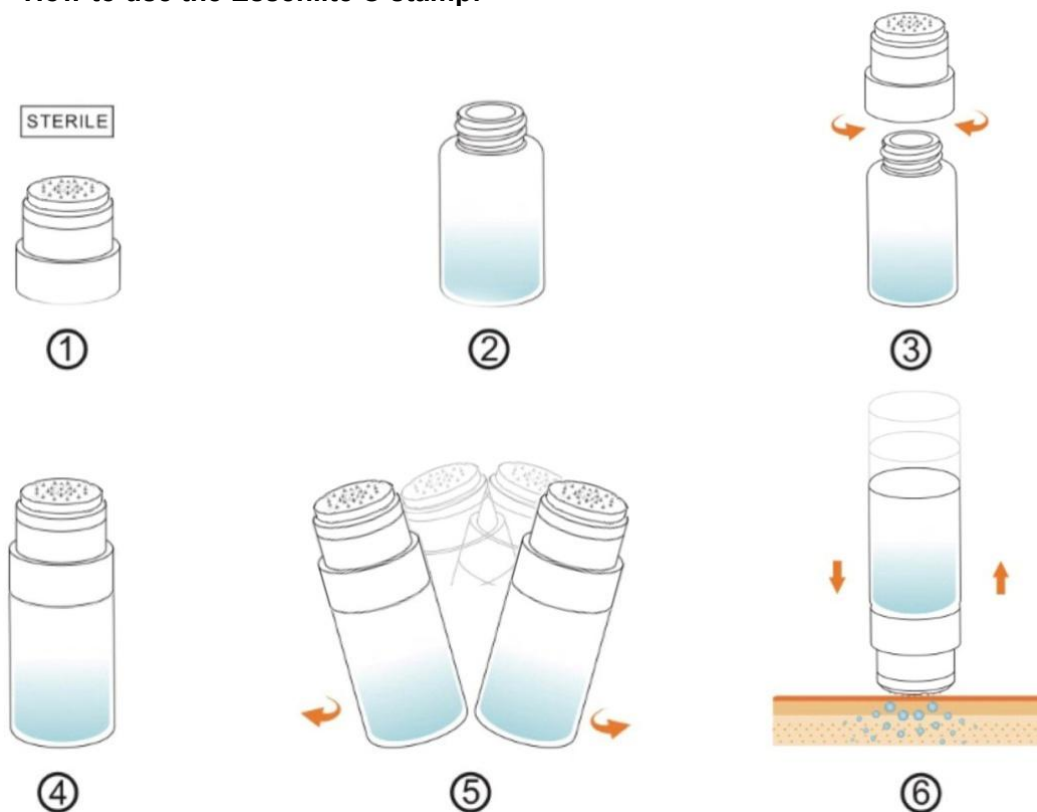
1.2 Clean the skin:

- Wash and clean the treatment area skin with cleanser.
- Then use paper towel to dry the face excess water.
- Finally use the physiological saline to wipe the treatment area, from bottom to top, from the inside out direction.

1.3 Operator:

- Before operation, wash and dry your hands with soap and water thoroughly. Choose the right needle size, fill in the bottle with target active ingredient.
- Operator must read the manual before the treatment, and know it clearly.
- Treatment avoid eyelids, lips, and blood vessels.

2. How to use the Essenlite ® stamp:



- Inject the active ingredient to the sterilized bottle, only liquid cosmetics can be added.
- Use method: Straight up and down, do not use with heavy press into your skin.
- Treatment time: Up to 5 times per treatment area.
- Avoid using the Essenlite ® Stamp on your eyelids or lips.
- Recommend treatment time around 20 minutes each time, 2 ~ 3 times per week.

3. Routine cleaning and storage:

- After the treatment, wash the Essenlite ® Stamp and glass bottle with running water.
- Pour some at least 75% alcohol in the clean cup. The Essenlite ® Stamp and bottle should be all covered with the alcohol, about 10 minutes, and allow the them to air dry on paper towel.
- Cover the cup, seal with bag, and store in the dry place, keep away from children.



Precautions

4. Precautions

- Do not share with others, to avoid cross-infection.
- Do not use with other supplements, if you are not sure of the effect.
- During the following one day after the treatment, do not use other cosmetics; Avoid exposing under the strong sunlight; Wash the treatment part with warm water; Keep away from spicy food.
- Take care the of on time rest, to take the skin recovery soon.

- It is common effect that the skin become redness and itchy after the treatment. Do not scratch the itchy skin, around 30 minutes the redness and itchy phenomenon will disappear.
- Any other abnormal effect, please consult the doctor.

5. Contraindications

Patients with a medical condition, skin condition or taking prescription medication should consult their doctor or dermatologist prior to use this system.

- Do not use if pregnant or breastfeeding
- Do not use on raised moles, warts or skin cancer
- Do not use if you have a bleeding disorder or taking anti-coagulating medication
- Do not use if you are prone to keloid scarring
- Do not use if you have taken Accutane for the last 12 months
- Do not use if taking any medication that causes photosensitivity
- Do not use on areas any topical medication is been applied
- Do not use on open skin wound, broken skin, scabs, bleeding skin or blisters
- Do not use on cold sores or prone to cold sores, or active inflamed pustular acne
- Do not use on rashes, eczema or psoriasis, pustular rosacea, contagious skin infection or fungal infections
- Do not use post microdermabrasion, botulinum toxin, dermal fillers, IPL, chemical peels, or cosmetic surgery until inflammation from those treatment has resolved
- Do not perform on sun burned skin until resolved
- Do not use of self tanning lotion
- Do not use if you are sensitive for the metal penetration

6. Adverse effects

Ablative procedures can cause several unwanted side effects on ethnic or darker skin. You're at risk if you have:

- Light olive to darker skin tones
- Tanned skin (from natural sunlight and tanning beds)
This is because these skin types contain more melanin (the pigment causing skin color). The more melanin you have, the higher your risk. Sometimes, the skin damage can last several months to several years.
Common side effects of ablative procedures are:
- Skin discoloration (hypo hyperpigmentation)
- Burning, blistering, scarring
- Infection (due to the removal of the epidermis)

- Thinning of the skin



Environmental Conditions

7. Environmental operating conditions

- A temperature range of +0°C to +40 °C.
- A relative humidity range of 15% ~ 93%, no condensing.
- An atmospheric pressure range of 700hPa to 1060hPa.

8. Environmental conditions of transport and storage between use

- A temperature range of -20°C to +70°C.
- A relative humidity range up to 93%, no condensing.
- Without atmospheric pressure range control.

9. Storage room conditions

- Room wall and ceiling keep clean, structure of door and windows keep tighten.
- Environment around the store should be clean, no dust, harmful gas, and pollution sources.
- Store should be light avoid, ventilation, dustproof, fire protection, moisture proof, mildew proof, anti-pollution, insect prevention and rat proof.

10. Transport conditions

- Avoid sun light enclosure, forbidden to be mixed with any other harmful goods.
- Avoid to been exposed to the rain.
- Stacking layer: 4.

11. Disposal

The device are to be disposed of according to local regulations after their service lives. Alternatively, they can be returned to the dealer or the manufacturer for recycling or proper disposal.









Basic Info.

12. Shelf life

Three years since the date of production.

13. Symbol instruction:

LOT	Batch no.: 20180112203000 (Year / Month / Date / Model / Quantity)
------------	---

	Produce date: Month / Date / Year
	Expiration date: Month / Date / Year
	Please dispose of the device in accordance with the legal obligation in your area
	Sterilized by ethylene oxide gas
	European Authorized Representative
	Please read the manual carefully before operation

14. Packaging list

Essenlite ® Stamp	1pcs
Glass bottle	1pcs (10ml)
Instructions	1pcs
Packaging Size	11.5cm * 8.5cm * 3cm
Weight	35g

European Authorized Representative info.

Company: SUNGO Europe B.V.
Add: Olympisch Stadion 24, 1076DE, Amsterdam, Netherlands
Email: EC.REP@sungogroup.com
Phone: + 31 08 5029 0204

Manufacture info.

Company: Guangzhou Vantee Electronic Technology Co. ,Ltd.
ADD: Room202,No.30 Heliao Street,Zhongnan street , Liwan District, Guangzhou, China
Email: vanteebeauty@163.com
Phone: + 0086 - 18122040128