

Rubber Sheet

Tire Repair Tools (Bike)




DIRECTIONS:

1. Rub and clean the tube punctured area.
2. Apply coating of rubber solution to the punctured area and allow to dry.
3. Pull the bottom of two green sides one time.
4. Let the two green sides not to come off the cold patch completely.
5. Tear off one side at the first and stick down the puncture area.
6. And tear off the other side too, and stick down completely.
7. Roll and cross on the cold patch.

NOTICE:

1. Let no water nor oil touch the punctured area.
2. The rubbed and coating area should be larger than the punctured area.
3. When the two green sides take off, don't touch the bottom of cold patch by fingers.
4. Store in a cool place.



RB-01

7200 pcs/ inner box
4 inner box/ CTN.

Rubber Sheet 1" x 1"
(2.54x2.54cm) / 1pc

Cu'ft: 1.02'
N.W.: 3kgs
G.W.: 4kgs

RB-02

3600 pcs/ inner box
4 inner box/ CTN.

Rubber Sheet 1" x 2"
(2.54x5.08cm) / 1pc




Cu'ft:
N.W.:
G.W.:

RB-03

1200 pcs/ inner box
6 inner box/ CTN.

Rubber Sheet 2" x 3"
(5.08x7.62cm) / 1pc

Cu'ft: 1.49'
N.W.: 4kgs
G.W.: 5kgs



RB-04

500 pcs/ inner box
8 inner box/ CTN.

Rubber Sheet 3" x 36"
(7.62x91.4cm) / 1pc

Cu'ft: 1.05'
N.W.: 20kgs
G.W.: 21kgs

RB-05

100 pcs/ inner box
5 inner box/ CTN.

Rubber Sheet 9cm x 36cm / 1pc

Cu'ft: 1.05'
N.W.: 23kgs
G.W.: 24kgs

RB-06

50 pcs/ inner box
5 inner box/ CTN.

Rubber Sheet Nine kinds of
size in one/ 1pc

Cu'ft: 1.32'
N.W.: 22kgs
G.W.: 23kgs