

LD  
领舵  
LINGDUO COOKWARE  
13556908011



领舵厨具  
LINGDUO COOKWARE

— 广东省江门市领舵镇 —



领舵厨具  
LINGDUO COOKWARE

广东省江门市领舵不锈钢制品有限公司  
Guangdong Jiangmen Hetang Town Lingduo Stainless Steel Production Co.,Ltd  
地址：广东省江门市蓬江区荷塘镇三丫太通里工业区  
电话/传真：+86-750-3731568

LINGDUO  
COOKWARE

Professional Food Service  
Equipment Supplies  
Kitchenware

专业不锈钢酒店厨具

广东省江门市领舵不锈钢制品有限公司  
Guangdong Jiangmen Hetang Town Lingduo Stainless Steel Production Co.,Ltd



领舵厨具

产品目录

CATALOGUE

## COMPANY INTRODUCTION

关于领舵厨具>>

江门市领舵不锈钢制品有限公司位于珠江三角洲著名侨乡之乡—江门市，是一家专业生产不锈钢餐具的企业，产品规格多样，为酒店客户和餐饮行业提供西餐系列和蒸煮厨具产品，产品齐全覆盖广，应有尽有，产品采用优质不锈钢材料，在技术上，企业拥有一批经验丰富技术精湛的生产团队，实力雄厚，实行全面质量管理，产品追求精益求精，贯彻“信誉第一、质量第一”是我们企业不断追求的方向和目标，以先进的模具和设备，加上高新的技术制造而成的各种功能齐全，外观精巧，雅致大方的酒店厨具系列产品，产品畅销全国各大城市，远销欧美、东南亚等海外市场，经过十多年的坚持努力，企业的品牌广大新老客户的认可和信赖！

竭诚欢迎国内外新老客户前来参观指导，真诚合作，共赢共赢本公司欢迎全国同行加盟和合作。

(电热式/燃气式) 炸炉系列	01-03
(电热式/燃气式) 立式炸炉系列	04
(电热式/燃气式) 煮面炉系列	05-07
(电热式) 立式煮面炉系列	08-09
(电热式/燃气式) 关东煮系列	10-11
(电热式/燃气式) 组合系列	12
(电热式) 台式长形汤池系列	13-14
(电热式) 台式汤池系列	15-16
(电热式) 台式蒸包炉系列	17
(电热式) 台式540蒸包炉系列	18
(电热式) 柜式蒸包机系列	19
(电热式) 扒炉系列	20
(燃气式) 无风机快速蒸炉系列	21
(燃气式) 铝平底蒸包炉系列	22-23
(燃气式/电热式) 商用七层玻璃蒸包柜系列	24
(燃气式) 翅片不粘底复合底桶系列	25
(电热式/燃气式) 节能汤面炉系列	26
(电热式) 经济型蒸汽汤粥炉系列	
单头/双头蒸煮炉系列	27-28



领舵厨具  
LINGDUO COOKWARE

# LINGDUO COOKWARE

## Electric Deep fryers

Temperature adjustable 60-250°C



### Single tank electric fryer

Model	Capacity	Power(ow/ftu)	Dimension(mm)	Packing Size (mm)	G.W(kg)
EH4L	4L(max7L)	2KW	240x410x245	415x265x260	3



### Single tank electric fryer w/time setting

Model	Capacity	Power(ow/ftu)	Dimension(mm)	Packing Size (mm)	G.W(kg)
EH4L-D	4L(max7L)	2KW	240x410x245	415x265x260	3



### Single tank electric fryer

Model	Capacity	Power(ow/ftu)	Dimension(mm)	Packing Size (mm)	G.W(kg)
Eh61	4L(max7L)	2KW	200X440X300	455X220X290	3.3



### Single tank electric fryer w/ number display

Model	Capacity	Power(ow/ftu)	Dimension(mm)	Packing Size (mm)	G.W(kg)
EH81S	6L(max10L)	2.5KW	280X430X300	450X295X290	4



### Single tank electric fryer w/ on off switch

Model	Capacity	Power(ow/ftu)	Dimension(mm)	Packing Size (mm)	G.W(kg)
EH81K	6L(max10L)	2.5KW	280X430X300	450X295X290	3.9



### Electric fryer w/ on off switch and time setting

Model	Capacity	Power(ow/ftu)	Dimension(mm)	Packing Size (mm)	G.W(kg)
EH81KD	6L(max10L)	2.5KW	280X430X300	450X295X290	3.9



领舵厨具  
LINGDUO COOKWARE

# LINGDUO COOKWARE

## Electric Deep fryers

Temperature adjustable 60-250°C



LINGDUO COOKWARE



### Single tank Electric fryer

Model	Capacity	Power(ow/ftu)	Dimension(mm)	Packing Size (mm)	G.W(kg)
Eh81	6L(max10L)	2.5KW	280X430X300	450X295X290	3.9



### Electric fryer

Model	Capacity	Power(ow/ftu)	Dimension(mm)	Packing Size (mm)	G.W(kg)
Eh88	8L(max14L)	3KW	280X430X340	455X295X345	4.86
EH882	8+8L	3+3KW	550X440X340	560X455X350	9.14



### Double tanks Electric fryer

Model	Capacity	Power(ow/ftu)	Dimension(mm)	Packing Size (mm)	G.W(kg)
Eh82	6+6L	2.5+2.5KW	550x435x300	560x455x290	7



### Single tanks Electric fryer two basket

Model	Capacity	Power(ow/ftu)	Dimension(mm)	Packing Size (mm)	G.W(kg)
Eh83B	12L(max22L)	2.5+2.5KW	550x430x300	560x455x290	7.3



### Single tank Electric fryer single basket

Model	Capacity	Power(ow/ftu)	Dimension(mm)	Packing Size (mm)	G.W(kg)
Eh211	12L(max22L)	3KW	340X635X300	660X355X295	5.96



### Single tank Electric fryer double basket

Model	Capacity	Power(ow/ftu)	Dimension(mm)	Packing Size (mm)	G.W(kg)
Eh212	12L(max22L)	3KW	340X635X300	660X355X295	5.96





领航厨具  
LINGDUO COOKWARE

# LINGDUO COOKWARE

## Electric Deep fryers

Temperature adjustable 60-250°C



Single tanks electric fryer

Model	Capacity	Power(kw/btu)	Dimension(mm)	Packing Size (mm)	G.W(kg)
Jh31	2L	1KW	185X280X130/195	283x260x200	1



Double tanks electric fryer

Model	Capacity	Power(kw/btu)	Dimension(mm)	Packing Size (mm)	G.W(kg)
Eh4LX2	4+4L (max7.5L)	2+2KW	415X410X245	450X415X260	5.78



Single tanks electric fryer

Model	Capacity	Power(kw/btu)	Dimension(mm)	Packing Size (mm)	G.W(kg)
Jh21	2L	1KW	200X205X185	280x260x205	1



Desktop Double tanks electric fryer

Model	Capacity	Power(kw/btu)	Dimension(mm)	Packing Size (mm)	G.W(kg)
Eh62	4+4L (max7.5L)	2+2KW	385X440X300	455x410X295	6



Single tanks Electric fryer one basket

Model	Capacity	Power(kw/btu)	Dimension(mm)	Packing Size (mm)	G.W(kg)
Eh83A	12L (max10L)	2.5+2.5KW	550x430x300	560x455x290	7.3



Single tanks electric fryer

Model	Capacity	Power(kw/btu)	Dimension(mm)	Packing Size (mm)	G.W(kg)
Eh25	30L	4KW	680x500xH410	720x530xH425	



领航厨具  
LINGDUO COOKWARE

# LINGDUO COOKWARE

## Electric / Gas Deep fryers

Temperature adjustable 60-250°C



Single tank 18L electric fryer with time setting and valve

Model	Capacity	Power(kw/btu)	Dimension(mm)	Packing Size (mm)	G.W(kg)
Eh18	18L(max30L)	3.5KW	580x500x410	620x535x425	13.2



Single tank 25L electric fryer with time setting and valve

Model	Capacity	Power(kw/btu)	Dimension(mm)	Packing Size (mm)	G.W(kg)
Eh25	25L(max37L)	3.5KW	680x500x410	720x535x425	13.8



Single tank Gas fryer 6L

Model	Capacity	Power(kw/btu)	Dimension(mm)	Packing Size (mm)	G.W(kg)
Eh74H	6L(max10L)	2800P	365x525x380	580x340x420	7.2



Double tank Gas fryer 6+6L

Model	Capacity	Power(kw/btu)	Dimension(mm)	Packing Size (mm)	G.W(kg)
Eh723	6+6L	2800P	635x525x380	610x580x420	11.4



Double tank Gas fryer 6+6L

Model	Capacity	Power(kw/btu)	Dimension(mm)	Packing Size (mm)	G.W(kg)
Eh713H	6+6L (max10+10L)	2800P	635x525x380	610x580x420	11.4



Sing tank two baskets Gas fryer 12L

Model	Capacity	Power(kw/btu)	Dimension(mm)	Packing Size (mm)	G.W(kg)
Eh711	12L (max10+10L)	2800P	635x525x380	610x580x420	11.4







# LINGDUO COOKWARE

## Standing style Deep fryers



**Double tank Gas fryer 10+10L**

Model	Capacity	Power(kw/ftu)	Dimension(mm)	Packing Size (mm)
QLSZL	10+10L		680x700xH980	740x760xH800



**Double tank Electric fryer 10+10L/15+15L**


Model	Capacity	Power(kw/ftu)	Dimension(mm)	Packing Size (mm)
DLSZL	10+10L	3+3KW	680x700xH980	740x760xH800
DLSZL	15+15L	3+3KW	650X700X870	705X780X920



# LINGDUO COOKWARE

## Standing style Deep fryers

Temperature adjustable 60-250°C



A is with 1pc big basket.  
B is with 2pcs smaller basket.



**Single tank Electric fryer 30L**

Model	Capacity	Power(kw/ftu)	Dimension(mm)	Packing Size (mm)
DLSZL	30L	2.5+2.5KW	600X700X870	605X730X920





# LINGDUO COOKWARE

## Electric Deep fryers' accessory



**4L electric fryer controller**  
Model Power(kw/ftu)  
Eh41/61/62 controller 2KW



**4L electric fryer basket**  
Model size  
Eh61/62 basket 230x125x100mm



**4L electric fryer tank**  
Model capacity overall size inner size  
E41 tank 7L 325x175x150mm 300x150x14.5mm



**6L electric fryer controller**  
Model Power(kw/ftu)  
Eh81/82 controller 2.5KW



**6L electric fryer basket**  
Model size  
Eh81/82 basket 205x110x105mm



**6L electric fryer tank**  
Model capacity overall size inner size  
1/3 tank 10L 325x265x150mm 295x240x14.5mm



**8L electric fryer controller**  
Model Power(kw/ftu)  
Eh88/882 controller 3KW



**8L electric fryer basket**  
Model size  
Eh88/882 basket 210X200X150mm



**8L electric fryer tank**  
Model capacity overall size inner size  
1/2 tank 14L 325x265x150mm 300x250x14.5mm




**12L electric fryer controller**  
Model Power(kw/ftu)  
Eh211 controller 3KW



**12L electric fryer basket**  
Model size  
Eh211 basket 460X210X110mm



**8L electric fryer tank**  
Model capacity overall size inner size  
1/1 tank 22L 530X325X150mm 505x300x14.5mm



# LINGDUO COOKWARE

## Electric Deep fryers



### Functions:



Normal temperature adjust function



Extra: On/off function



extra: time setting function



Extra: Temperature limit function

### Cable Plugs for selection:



1



2



3



4



5



6



7



8





领舵厨具  
LINGDUO COOKWARE

# LINGDUO COOKWARE

## Electric Bain Maries

Temperature adjustable 30-110C



### Electric Bain Marie-3pcs 1/2 tank

Model	Power(kw/btu)	Dimension (mm)	Packing Size(mm)
CTT3	1.5KW	870x385xH255	930x445xH305



### Electric Bain Marie-4pcs 1/2 tank

Model	Power(kw/btu)	Dimension (mm)	Packing Size(mm)
CTT4	1.5KW	1145x385xH255	1205x445xH305



### Electric Bain Marie-5pcs 1/2 tank

Model	Power(kw/btu)	Dimension (mm)	Packing Size(mm)
CTT5	1.5KW	1415x385xH255	1475x445xH305



### Electric Bain Marie-6pcs 1/2 tank

Model	Power(kw/btu)	Dimension (mm)	Packing Size(mm)
CTT6	1.5KW	1690x385xH255	1750x445xH305

Tank size: 1/1tank: 530x325x150mm 1/2 tank: 325x265x150mm  
1/3tank: 325x175x150mm 1/4tank: 265x162x150mm  
2pcs 1/2tank= 3pcs 1/3tank 1pcs 1/1tank=2pcs 1/2tank 1pc 1/2=2pcs 1/4tank



### Electric Bain Marie w/galss window-3pcs 1/2 tank

Model	Power(kw/btu)	Dimension (mm)	Packing Size(mm)
CTT3B	1.5KW	870x385xH415	930x445xH305



### Electric Bain Marie w/galss window-4pcs 1/2 tank

Model	Power(kw/btu)	Dimension (mm)	Packing Size(mm)
CTT4B	1.5KW	1145x385xH415	1205x445xH305



### Electric Bain Marie w/galss window-5pcs 1/2 tank

Model	Power(kw/btu)	Dimension (mm)	Packing Size(mm)
CTT5B	1.5KW	1415x385xH415	1475x445xH305



### Electric Bain Marie w/galss window-6pcs 1/2 tank

Model	Power(kw/btu)	Dimension (mm)	Packing Size(mm)
CTT6B	1.5KW	1690x385xH415	1750x445xH305

LINGDUO COOKWARE






# LINGDUO COOKWARE

## Electric Bain Maries

Temperature adjustable 30-110°C



### Electric Bain Marie-for 1/2/3tank

Model	Power(kw/btu)	Dimension (mm)	Packing Size(mm)
XTC	1.5KW	600x435xH240	650x480xH270



### Electric Bain Marie-1pc 1/1tank

Model	Power(kw/btu)	Dimension (mm)	Packing Size(mm)
XTC1	1.5KW	600x435xH240	650x480xH270



### Electric Bain Marie-2pc 1/2tank

Model	Power(kw/btu)	Dimension (mm)	Packing Size(mm)
XTC2	1.5KW	600x435xH240	650x480xH270



### Electric Bain Marie-3pc 1/3tank

Model	Power(kw/btu)	Dimension (mm)	Packing Size(mm)
XTC3	1.5KW	600x435xH240	650x480xH270


Tank size: 1/1tank: 530x325x150mm 1/2tank: 325x265x150mm  
 1/3tank: 325x175x150mm 1/4tank: 265x162x150mm  
 2pcs1/2tank= 3pcs1/3tank 1pc1/1tank=2pcs1/2tank 1pc1/2=2pcs1/4tank



# LINGDUO COOKWARE

## Electric Bain Maries

Temperature adjustable 30-110°C



### Electric Bain Marie-for 4/5/6tank

Model	Power(kw/btu)	Dimension (mm)	Packing Size(mm)
DTC	1.5KW	720x650xH240	770x690xH270



### Electric Bain Marie-3pc 1/3tank+2pc 1/2tank

Model	Power(kw/btu)	Dimension (mm)	Packing Size(mm)
DTC5	1.5KW	720x650xH240	770x690xH270



### Electric Bain Marie-4pcs 1/2tank

Model	Power(kw/btu)	Dimension (mm)	Packing Size(mm)
DTC4	1.5KW	720x650xH240	770x690xH270



### Electric Bain Marie-6pcs 1/3tank

Model	Power(kw/btu)	Dimension (mm)	Packing Size(mm)
DTC6	1.5KW	720x650xH240	770x690xH270



# LINGDUO COOKWARE

## Electric fishball grill

Temperature adjustable 50-300°C



LINGDUO COOKWARE



### Electric fishball grill-28balls

Model	Power(kw/btu)	Dimension (mm)	Packing Size (mm)
Eh66	2KW	250X430X165	480X300X210



### Electric fishball grill-56balls

Model	Power(kw/btu)	Dimension (mm)	Packing Size (mm)
Eh666	2KW+2KW	460X430X165	510X480X210



### Gas fishball grill-28balls

Model	Power(kw/btu)	Dimension (mm)	Packing Size (mm)
Eh76	GAS	250X430X200	475X300X240



### Gas fishball grill-56balls

Model	Power(kw/btu)	Dimension (mm)	Packing Size (mm)
Eh767	GAS	460X430X200	510X480X240



# LINGDUO COOKWARE

## Electric grill

Temperature adjustable 50-300°C



LINGDUO COOKWARE



### Electric hotdog grill-8

Model	Power(kw/btu)	Dimension (mm)	Packing Size (mm)
Rg01	2KW	300*250*150	350X300X210



### Electric hotdog grill-16

Model	Power(kw/btu)	Dimension (mm)	Packing Size (mm)
Rg02	2+2KW	550*250*150	600X300X210



### Electric BBQ grill

Model	Power(kw/btu)	Dimension (mm)	Packing Size (mm)
KI280	2.5KW	550X280X110	590X310X150



## Electric Bun steamer and display cabinet

Temperature adjustable 30-110C



Electric bun steamer-4 holes

Model	Power(kw/btu)	Dimension (mm)	Packing Size (mm)
E4K	3KW	480x530xH165	575x525xH205



Electric bun steamer-6 holes

Model	Power(kw/btu)	Dimension (mm)	Packing Size (mm)
E6K	3KW	690x530xH165	740x575xH210



Electric bun steamer-4 holes

Model	Power(kw/btu)	Dimension (mm)	Packing Size (mm)
HE4K	2+2KW	480x530xH165	575x525xH205



Electric bun steamer-6 holes

Model	Power(kw/btu)	Dimension (mm)	Packing Size (mm)
HE6K	2+2KW	690x530xH165	740x575xH210



digital panel

Electric bun steamer-4 holes

Model	Power(kw/btu)	Dimension (mm)	Packing Size (mm)
SE4K	2+2KW	480x530xH165	575x525xH205



digital panel

Electric bun steamer-6 holes

Model	Power(kw/btu)	Dimension (mm)	Packing Size (mm)
SE6K	2+2KW	690x530xH165	740x575xH210

## Electric Bun steamer and display cabinet

Temperature adjustable 30-110C



Electric bun steamer

Model	Power(kw/btu)	Dimension (mm)	Packing Size (mm)
GS40	3KW	605x650xH165	680x655xH165



digital panel

Electric bun steamer

Model	Power(kw/btu)	Dimension (mm)	Packing Size (mm)
SGS40	2+2KW	605x650xH165	680x655xH165





领舵厨具  
LINGDUO COOKWARE

# LINGDUO COOKWARE

## Electric bun steamer



5 Layer display cabinet  
Electric bun steamer

Model	Power(kw/tbtu)	Dimension (mm)	Packing Size (mm)
500#	1.2KW	400x400xH750	520x460xH815



5 Layer display cabinet  
Electric bun steamer, digital display

Model	Power(kw/tbtu)	Dimension (mm)	Packing Size (mm)
S500#	1.2KW	400x400xH750	520x460xH815



6 Layer display cabinet  
Electric bun steamer

Model	Power(kw/tbtu)	Dimension (mm)	Packing Size (mm)
600#	1.2KW	500x500xH850	635x575xH920



6 Layer display cabinet  
Electric bun steamer, digital display

Model	Power(kw/tbtu)	Dimension (mm)	Packing Size (mm)
S600#	1.2KW	500x500xH850	635x575xH920



领舵厨具  
LINGDUO COOKWARE

# LINGDUO COOKWARE

## Electric / Gas Griddles



Electric griddle

Model	Power(kw/tbtu)	Dimension (mm)	Packing Size (mm)
PL818	3KW	540x410x210	640x485x270



Electric griddle

Model	Power(kw/tbtu)	Dimension (mm)	Packing Size (mm)
PL820	2.2+2.2KW	730x485x210	775x550x250



Gas griddle

Model	Power(kw/tbtu)	Dimension (mm)	Packing Size (mm)
PL718	Gas	550x500x290	590x540x265



Gas griddle

Model	Power(kw/tbtu)	Dimension (mm)	Packing Size (mm)
PL720	Gas	730x540x290	775x585x300



# LINGDUO COOKWARE

## Electric / Gas Griddles

Temperature adjustable 50-300°C



### Electric griddle

Model	Power(kw/tbtu)	Dimension (mm)	Packing Size (mm)
PI822	4.4KW	730X470X210	770X510X250

### Electric griddle

Model	Power(kw/tbtu)	Dimension (mm)	Packing Size (mm)
PI822B	4.4KW	730X470X210	770X510X250



### Electric griddle and deep fryer (2 in 1)

Model	Power(kw/tbtu)	Dimension (mm)	Packing Size (mm)
PI828	3+2.5kw	835X460X360	890X500X400



### Gas griddle

Model	Power(kw/tbtu)	Dimension (mm)	Packing Size (mm)
PI722	Gas	550x500x290	590x540x265
PI722B	Gas	550x500x290	590x540x265



### Gas griddle and deep fryer (2 in 1)

Model	Power(kw/tbtu)	Dimension (mm)	Packing Size (mm)
PI728	gas	850X510X420	890X550X460

# LINGDUO COOKWARE

## Electric / Gas Griddles

Temperature adjustable 50-300°C



### Electric griddle

Model	Power(kw/tbtu)	Dimension (mm)	Packing Size (mm)
PI848	380V12KW	1200X650X400	1250X690X450
PI748	GAS	1200X650X400	1250X690X450



### Electric griddle

Model	Power(kw/tbtu)	Dimension (mm)	Packing Size (mm)
PI836	380V9KW	900X650X400	950X690X450
PI736	GAS	900X650X400	950X690X450

### Gas griddle

Model	Power(kw/tbtu)	Dimension (mm)	Packing Size (mm)
PI722B	Gas	550x500x290	590x540x265



### Gas griddle and deep fryer (2 in 1)

Model	Power(kw/tbtu)	Dimension (mm)	Packing Size (mm)
PI728	gas	850X510X420	890X550X460



Temperature adjustable 50-110°C



**Electric pasta cooker-1 tank 2 holes**

Model	Power(kw/btu)	Dimension	Packing Size
EH02	2KW	235x455xH250	280x500xH275



**Electric pasta cooker-2 tanks 4 holes**

Model	Power(kw/btu)	Dimension	Packing Size
EH04	2+2KW	460x455xH250	500x500xH275



**Electric pasta cooker-3 tanks 6 holes**

Model	Power(kw/btu)	Dimension	Packing Size
EH06	2+2+2KW	680x455xH250	725x500xH275



**Electric pasta cooker-with separate tank 1 tank 2 holes**

Model	Capacity	Power(kw/btu)	Dimension	Packing Size
EH18M	6L	2.5KW	280x430xH300	450x295xH295



**Electric pasta cooker-with separate tank 2 tank 4 holes**

Model	Capacity	Power(kw/btu)	Dimension	Packing Size
EH24	6L+6L	2.5K+2.5KW	550x435xH300	560x455xH295



**Electric pasta cooker-with separate tank 1 tank 4 holes**

Model	Capacity	Power(kw/btu)	Dimension	Packing Size
EH834	12L	2.5K+2.5KW	550x435xH300	560x455xH295



**Electric pasta cooker-separate tank 1 tanks 6 holes**

Model	Capacity	Power(kw/btu)	Dimension	Packing Size
EH836	12L	2.5K+2.5KW	550x435xH300	560x455xH295



**Electric pasta cooker-separate tank 1 tanks 4 holes**

Model	Capacity	Power(kw/btu)	Dimension	Packing Size
EH124	12L	3KW	340x635xH300	660x355xH295



**Electric pasta cooker-separate tank 1 tanks 6 holes**

Model	Capacity	Power(kw/btu)	Dimension	Packing Size
EH126	12L	3KW	340x635xH300	660x355xH295



**Gas pasta cooker-1 tank 2 holes**

Model	Capacity	Heating mode	Dimension	Packing Size
GH72	6L	Gas 2800P	290x480xH315	520x350xH355



**Gas pasta cooker-1 tank 4 holes**

Model	Capacity	Heating mode	Dimension	Packing Size
GH714	6L+6L	Gas 2800P	560x480xH315	610x350xH355



**Gas pasta cooker-2 tanks 4 holes**

Model	Capacity	Heating mode	Dimension	Packing Size
GH724	12L	Gas 2800P	5600x480xH315	610x350xH355





**Gas pasta cooker- 1 tank 6 holes**

Model	Capacity	Heating mode	Dimension	Packing Size
GH716	12L	液化气/天然气	560x480xH315	610x520xH355



**Gas pasta cooker- 1 tank 2 holes**

Model	Heating mode	Dimension	Packing Size
GH02	液化气/天然气	260x500xH350	530x340xH395



**Gas pasta cooker- 2 tank 4 holes**

Model	Heating mode	Dimension	Packing Size
GH04	液化气/天然气	480x500xH350	565x530xH395



**Gas pasta cooker- 3 tank 6 holes**

Model	Heating mode	Dimension	Packing Size
GH06	液化气/天然气	710x500xH350	790x530xH395



Temperature adjustable 50-110C



**Electric pasta cooker-2 tanks 4 holes**

Model	Power(kw/btu)	Dimension	Packing Size
DLZ4	2+2KW	485x640xH760+180	545x700xH800



**Electric pasta cooker-3 tanks 6 holes**

Model	Power(kw/btu)	Dimension	Packing Size
DLZ6	2+2+2KW	705x640xH760+180	765x700xH800



**Electric pasta cooker-3 tanks 9holes**

Model	Power(kw/btu)	Dimension	Packing Size
DLZ9	2+2+2KW	710x785xH760+180	770x845xH800



# LINGDUO COOKWARE

## Gas pasta cookers



Gas pasta cooker-2 tank 4holes

Model	Heating mode	Dimension	Packing Size
QLZ4	液化气/天然气	485x640xH760+180	545x700xH800



Gas pasta cooker-3 tank 6holes

Model	Heating mode	Dimension	Packing Size
QLZ6	液化气/天然气	705x640xH760+180	765x700xH800

Gas pasta cooker-3 tank 9holes

Model	Heating mode	Dimension	Packing Size
QLZ9	液化气/天然气	710x785xH760+180	770x845xH800



# LINGDUO COOKWARE

## multi kind food division boilers

Temperature adjustable 50-110°C



Electric divison boiler-9 grids

Model	Capacity	Power(kw/btu)	Dimension(mm)	Packing Size(mm)
EH9	6L	2.5KW	280x430xH300	450x295xH295



Electric divison boiler-9 grids

Model	Capacity	Power(kw/btu)	Dimension(mm)	Packing Size(mm)
EH269	6L+6L	2.5+2.5KW	550x435xH300	560x455xH295



Electric divison boiler-12 grids

Model	Capacity	Power(kw/btu)	Dimension(mm)	Packing Size(mm)
EH122	12L	2.5+2.5KW	550x435xH300	560x455xH295



Electric divison boiler-12 grids

Model	Capacity	Power(kw/btu)	Dimension(mm)	Packing Size(mm)
EH12	12L	3KW	340x635xH300	660x355xH295



Electric divison boiler-18grids

Model	Capacity	Power(kw/btu)	Dimension(mm)	Packing Size(mm)
EH18	12L	3KW	340x635xH300	660x355xH295



Electric divison boiler-24 grids

Model	Capacity	Power(kw/btu)	Dimension(mm)	Packing Size(mm)
EH24	12L	3KW	340x635xH300	660x355xH295





领舵厨具

# LINGDUO COOKWARE

## multi kind food boilers

Temperature adjustable 50-110°C



Gas food boiler with divison grids- 9 grids

Model	Capacity	Power(kw/btu)	Dimension(mm)	Packing Size(mm)
GH79	6L	液化气/天然气	290x480xH315	520x350xH355



Gas food boiler double tank with divison grids- 9 grids

Model	Capacity	Power(kw/btu)	Dimension(mm)	Packing Size(mm)
GH7269	12L	液化气/天然气	560x480xH315	610x520xH355



Gas food boiler with divison grids- 12grids

Model	Capacity	Power(kw/btu)	Dimension(mm)	Packing Size(mm)
GH7112	12L	液化气/天然气	560x480xH315	610x520xH355



Gas food boiler with divison grids- 18 grids

Model	Capacity	Power(kw/btu)	Dimension(mm)	Packing Size(mm)
GH7118	12L	液化气/天然气	560x480xH315	610x520xH355



Gas food boiler with divison grids- 24 grids

Model	Capacity	Power(kw/btu)	Dimension(mm)	Packing Size(mm)
GH7124	12L	液化气/天然气	560x480xH315	610x520xH355



领舵厨具

# LINGDUO COOKWARE

## Electric multi function food cooking machine

Temperature adjustable 50-110°C



Electric multi function food cooker  
(L: 9 grids+R: 2holes noodle cooker)

Model	Capacity	Power(kw/btu)	Dimension(mm)	Packing Size(mm)
EH20	6L+6L	2.5+2.5KW	550x435xH300	560x455xH295



Gas multi function food cooker  
(L: 9 grids+R: 2holes noodle cooker)

Model	Capacity	Power(kw/btu)	Dimension(mm)	Packing Size(mm)
EH720	6L+6L	液化气/天然气	560x480xH315	610x520xH355



Electric multi function food cooker

Model	Capacity	Power(kw/btu)	Dimension(mm)	Packing Size(mm)
EH21	6L+6L	2.5+2.5KW	550x435xH300	560x455xH295



Gas multi function food cooker

Model	Capacity	Power(kw/btu)	Dimension(mm)	Packing Size(mm)
EH721	6L+6L	液化气/天然气	560x480xH315	610x520xH355



Electric multi function food cooker

Model	Capacity	Power(kw/btu)	Dimension(mm)	Packing Size(mm)
EH22	6L+6L	2.5+2.5KW	550x435xH300	560x455xH295



Electric multi function food cooker

Model	Capacity	Power(kw/btu)	Dimension(mm)	Packing Size(mm)
EH722	6L+6L	液化气/天然气	560x480xH315	610x520xH355



## Fast steamer machine

making breakfast, lunch or supper, rice roll, rice, buns...



产品特点:

1. 开水时间3分钟.
2. 耗气量1.2kg/h.
3. 无风机无需插电, 流动自由.
4. 采用电子打火, 使点火更可靠安全.

Feature:  
1. Only takes 3 Minutes to make the water boiling.  
2. Gas use 1.2kg/h.  
3. No need channel, no need electric, easy taking anywhere.  
4. Electric firing, easy and safety.  
5. 1/2/3/4holes plate panel are selectable.

### Gas fast steamer machine (square plate)

型号 Model	制热方式 Heating mode	产品尺寸 (mm) Dimension	包装尺寸 (mm) Packing Size
方盘 square	液化气/天然气 liquid gas/nature gas	625x625xH750	\



### Gas fast steamer machine (square plate)

型号 Model	制热方式 Heating mode	产品尺寸 (mm) Dimension	包装尺寸 (mm) Packing Size
方盘 square	液化气/天然气 liquid gas/nature gas	625x625xH720	\



### Gas fast steamer machine (round plate)

型号 Model	制热方式 Heating mode	产品尺寸 (mm) Dimension	包装尺寸 (mm) Packing Size
圆盘 round	液化气/天然气 liquid gas/nature gas	Φ600xH720	\



## Fast steamer machine

making breakfast, lunch or supper, rice roll, rice, buns...



铝平底  
alum flat plate inside

产品特点:

1. 开水时间3分钟.
2. 耗气量1.2kg/h.
3. 无风机无需插电, 流动自由.
4. 采用电子打火, 使点火更可靠安全.

Feature:  
1. Only takes 3 Minutes to make the water boiling.  
2. Gas use 1.2kg/h.  
3. No need channel, no need electric, easy taking anywhere.  
4. Electric firing, easy and safety.  
5. 1/2/3/4holes plate panel are selectable.

### Gas fast steamer machine (square plate)

型号 Model	制热方式 Heating mode	产品尺寸 (mm) Dimension	包装尺寸 (mm) Packing Size
LZBL	液化气/天然气 liquid gas/nature gas	640x655xH760	700x715xH600



二孔  
2 holes



三孔  
3 holes



四孔  
4 holes

desktop panel:  
also available



方管发热  
square heating pipe inside



圆管发热  
Round heating pipe inside



### Gas fast steamer machine (square plate)

型号 Model	制热方式 Heating mode	产品尺寸 (mm) Dimension	包装尺寸 (mm) Packing Size	备注 Notes
FZBL	液化气/天然气 liquid gas/nature gas	650x650xH750	740x710xH535	方管
YZBL	液化气/天然气 liquid gas/nature gas	650x650xH750	740x710xH535	圆管



二孔



三孔



四孔

## Fast steamer machine

making breakfast, lunch or supper, rice roll, rice, buns...



蜂窝式无风机  
holes plate inside

- 产品特点:
- |                          |   |
|--------------------------|---|
| 1. 进口不锈钢材料制造商, 耐用、卫生、环保。 | 1. quality stainless steel material, easy clean, durable.   |
| 2. 蜂窝式无风机设计, 无需插电使用。     | 2. No need channel, no need electric, easy taking anywhere. |
| 3. 面板用不黏手安全设计, 保证用户使用安全。 | 3. Smooth and safety.                                       |
| 4. 优质不锈钢火管材料, 加强产品耐用性。   | 4. Quality material, durable.                               |
| 5. 可选二、三、四孔面板。           | 5. 1/2/3/4holes plate panel are selectable.                 |

### Gas fast steamer machine (square plate)

型号 Model	制热方式 Heating mode	产品尺寸 (mm) Dimension	包装尺寸 (mm) Packing Size
FWZBL	液化气/天然气	650x650xH750	740x710xH535



二孔 2 holes  
三孔 3 holes  
四孔 4 holes



发热管  
heating pipe



### Electric fast steamer machine (square plate)

型号 Model	制热方式 Heating mode	产品尺寸 (mm) Dimension	包装尺寸 (mm) Packing Size
DZBL	液化气/天然气	650x650xH750	740x710xH535



二孔 三孔 四孔

## Fast steamer machine

making breakfast, lunch or supper, rice roll, rice, buns...



燃气式



电热式



### Gas/Electric bun steamer machine with wheels easy taking anywhere, with 7 layer display cabinet

产品尺寸 (mm) Dimension	包装尺寸 (mm) Packing Size	制热方式 Heating mode	产品尺寸 (mm) Dimension	包装尺寸 (mm) Packing Size
640x640xH1450	/	Gas	640x640xH570	740x710xH535
640x640xH1450	/	Electric	640x640xH570	740x710xH535



蜂窝式无风机 方管 圆管 发热管  
holes plate inside square pipe inside round pipe inside Electric heating pipe



Electric / Gas Soup pots (double layer bottom)  
Cooking soup, porridge, vegetable, noodle, dumpling...



Gas non-stick double bottom soup pot  
(燃气式)豪华翅片不粘底复合底桶 (5cm发泡层)

型号 Model	加热方式 Heating mode	产品尺寸 (mm) Dimension	包装尺寸 (mm) Packing Size	容量 Capacity
Φ40	液化气/天然气	Φ500xH700	木架	45L
Φ45	液化气/天然气	Φ550xH820	木架	65L
Φ50	液化气/天然气	Φ600xH870	木架	95L
Φ60	液化气/天然气	Φ700xH870	木架	160L

Gas non-stick double bottom soup pot  
(燃气式)标准翅片不粘底复合底桶 (2.5cm发泡层)

型号 Model	加热方式 Heating mode	产品尺寸 (mm) Dimension	包装尺寸 (mm) Packing Size	容量 Capacity
Φ40	液化气/天然气	Φ450xH740	460x460x750	45L
Φ45	液化气/天然气	Φ500xH740	510x500x750	65L
Φ50	液化气/天然气	Φ550xH740	560x550x750	95L
Φ60	液化气/天然气	Φ650xH840	660x660x845	160L

## (电热式) 经济型蒸汽汤粥炉系列

Electric soup pot



产品特点:

1. 进口不锈钢材料制造, 耐用、卫生、环保。
2. 无需接触食物, 蒸汽煮食, 使用效果永不粘底。
3. 加厚发泡保温层, 保温时间更长, 加热更快。
4. 打破传统汤粥炉内胆难清洗缺点, 内胆光滑, 容易清洗, 立体设计, 使用方便。

Electric soup pot

型号 Model	加热方式 Heating mode	电气功率 Power(kw/btu)	产品尺寸 (mm) Dimension	包装尺寸 (mm) Packing Size	容量 Capacity
Φ45	电热	220V 6 / 9KW 380V 9 / 12KW	Φ500xH920	510x500xH845	65L
Φ50	电热	220V 6 / 9KW 380V 9 / 12KW	Φ550xH930	560x550xH845	95L
Φ60	电热	220V 6 / 9KW 380V 9 / 12KW	Φ650xH1130	660x660xH945	160L
Φ70	电热	220V 6 / 9KW 380V 9 / 12KW	Φ800xH1130	/	160L
Φ80	电热	220V 6 / 9KW 380V 9 / 12KW	Φ900xH1130	/	260L

Electric / Gas Soup pots (double layer bottom)  
Cooking soup, porridge, vegetable, noodle, dumpling...

## 双层电热煮面炉系列 Electric double layer bottom soup pot

型号 Model	加热方式 Heating mode	电气功率 Power(kw/btu)	产品尺寸 (mm) Dimension	包装尺寸 (mm) Packing Size	容量 Capacity
Φ40	发热管	220V 6 / 9KW 380V 9 / 12KW	Φ450xH650	460x460xH750	45L
Φ45	发热管	220V 6 / 9KW 380V 9 / 12KW	Φ500xH650	510x500xH750	65L
Φ50	发热管	220V 6 / 9KW 380V 9 / 12KW	Φ550xH680	560x550xH750	95L
Φ60	发热管	220V 6 / 9KW 380V 9 / 12KW	Φ650xH840	660x660xH845	160L
Φ70	发热管	220V 6 / 9KW 380V 9 / 15KW	Φ800xH1100	/	260L
Φ80	发热管	220V 6 / 9KW 380V 9 / 15KW	Φ900xH1100	/	400L

型号 Model	加热方式 Heating mode	电气功率 Power(kw/btu)	产品尺寸 (mm) Dimension	包装尺寸 (mm) Packing Size	容量 Capacity
Φ40	发热盘	220V 6 / 9KW 380V 9 / 12KW	Φ450xH650	460x460xH750	45L
Φ45	发热盘	220V 6 / 9KW 380V 9 / 12KW	Φ500xH650	510x500xH750	65L
Φ50	发热盘	220V 6 / 9KW 380V 9 / 12KW	Φ550xH680	560x550xH750	95L
Φ60	发热盘	220V 6 / 9KW 380V 9 / 12KW	Φ650xH840	660x660xH845	160L
Φ70	发热盘	220V 6 / 9KW 380V 9 / 12KW	Φ800xH1100	/	260L
Φ80	发热盘	220V 6 / 9KW 380V 9 / 12KW	Φ900xH1100	/	400L

产品特点:

1. 全进口不锈钢制造, 耐用、卫生、环保。
2. 内设蒸层, 可以一边煮一边蒸点心。



发热管 Electric heating pipe 发热盘 Electric plate

## 双层燃气煮面炉 Gas double layer bottom soup pot

型号 Model	加热方式 Heating mode	产品尺寸 (mm) Dimension	包装尺寸 (mm) Packing Size	容量 Capacity
Φ40	液化气/天然气	Φ450xH740	460x460xH750	45L
Φ45	液化气/天然气	Φ500xH740	510x500xH750	65L
Φ50	液化气/天然气	Φ550xH740	560x550xH750	95L
Φ60	液化气/天然气	Φ650xH840	660x660xH845	160L
Φ70	液化气/天然气	Φ800xH1100	/	260L
Φ80	液化气/天然气	Φ900xH1100	/	400L

产品特点:

1. 全进口不锈钢制造, 耐用、卫生易清洗。
2. 优质发泡材料, 整体发泡加工, 强效保温60小时以上。
3. 节能燃器, 使用成本更低。
4. 优质304#不锈钢火管, 厚度1.2mm, 有极长使用寿命。



方管 square pipe inside 圆管 round pipe inside

**Electric / Gas standing soup pot**  
for steaming or boiling different delicious foods.




燃气单头新款方形蒸煮炉

型号 Model	制热方式 Heating mode	产品尺寸 (mm) Dimension	包装尺寸 (mm) Packing Size
Φ40	液化气/天然气	700x750xH800+150	/
Φ45	液化气/天然气	700x750xH800+150	/
Φ50	液化气/天然气	700x750xH800+150	/
Φ60	液化气/天然气	800x850xH800+150	/

电热单头新款方形蒸煮炉

型号 Model	制热方式 Heating mode	电气功率 Power(kw/btu)	产品尺寸 (mm) Dimension	包装尺寸 (mm) Packing Size
Φ40	电热式(发热管)	220V 6 / 9KW 380V 9 / 12KW	700x750xH800+150	/
Φ45	电热式(发热管)	220V 6 / 9KW 380V 9 / 12KW	700x750xH800+150	/
Φ50	电热式(发热管)	220V 6 / 9KW 380V 9 / 12KW	700x750xH800+150	/
Φ60	电热式(发热管)	220V 6 / 9KW 380V 9 / 12KW	700x750xH800+150	/



铝平底 方管 圆管 发热管 发热盘

**Electric / Gas standing soup pot**  
for steaming or boiling different delicious foods.




燃气双头新款长方形蒸煮炉

型号 Model	制热方式 Heating mode	产品尺寸 (mm) Dimension	包装尺寸 (mm) Packing Size
Φ40x2	液化气/天然气	1300x750xH800+150	/
Φ45x2	液化气/天然气	1300x750xH800+150	/
Φ50x2	液化气/天然气	1300x750xH800+150	/
Φ60x2	液化气/天然气	1500x850xH800+150	/

电热双头新款长方形蒸煮炉

型号 Model	制热方式 Heating mode	电气功率 Power(kw/btu)	产品尺寸 (mm) Dimension	包装尺寸 (mm) Packing Size
Φ40x2	电热式(发热管)	220V 6 / 9KW 380V 9 / 12KW	1300x750x800+150	/
Φ45x2	电热式(发热管)	220V 6 / 9KW 380V 9 / 12KW	1300x750x800+150	/
Φ50x2	电热式(发热管)	220V 6 / 9KW 380V 9 / 12KW	1300x750x800+150	/
Φ60x2	电热式(发热管)	220V 6 / 9KW 380V 9 / 12KW	1500x850x800+150	/



铝平底 方管 圆管 发热管 发热盘

