

说明书: 单色双面印刷  
 材质: 128克双铜板纸  
 成品尺寸: 105X95mm



## Instructions

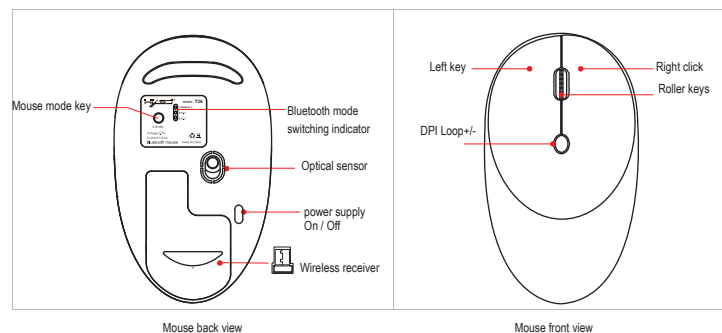


**T36** | Wireless 2.4Ghz  
 Bluetooth 3.0/5.0 Mouse

### Feature:

- 1.3 Modes: 2.4 G wireless+Bluetooth 3.0+Bluetooth 5.0
2. Rechargeable: Built-in rechargeable battery
3. Accurate tracking: Professional IC positioning accuracy
4. Silence key: Optional click silence
5. High resolution: Max 1600 DPI high resolution for fluid motion
6. Fashionable slim design: Slim design for sleek look and portable use

### Product schematic:



### Product description:

Package includes:

Package List:  
 1 \* Mouse (Three Mode: 2.4G+BT3.0 + BT5.0)  
 1 \* USB Receiver  
 1 \* USB Charging Cable(80cm)  
 1 \* English manual

Compatibility:

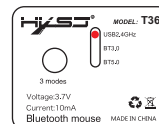
System requirements: Windows 98 / Me / 2000 / XP / Vista / Win 7 / Win8 / 10/Vista Mac OS or latest.

(Bluetooth 3.0/5.0 Apple mobile devices are not supported)

### Specification:

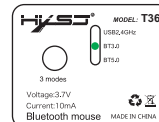
Brand: HXSJ	Model: T36
Material: ABS	Rated voltage / current: 3.7V / 10mA
Key life: 5 million times	Power Type: Rechargeable
Wireless distance: 10m	Type: 2.4Ghz Wireless+ Bluetooth 3.0+Bluetooth 5.0 (Three Mode)
Work: Photoelectricity	Buttons: 2 Buttons and 1 Round (Middle Mutton) and Mouse dpi
Battery capacity: 500mAh (Chargeable)	Mouse net weight: 75g (Battery included)
Charging cable length: 80cm	Package gross weight: 132g
Project Type: Ergonomics Optical Mouse	Item size: 10.9*6.4*2.8cm
Operation Mode: Opto-electronic	Package Size: 12.6 * 8*4.2cm

### How to use:




#### USB 2.4G mode connection steps:

1. Set the mouse switch to ON and the optical sensor to red.
2. Plug the receiver into the computer's USB port. Press the mode button once. The red LED flashes and the installation is done automatically.



#### Bluetooth 3.0 mode connection steps:

1. Turn on the Bluetooth icon on your computer.
2. Turn on the mouse power switch, press the mode switch 2 times, the second mode light turns green and flashes quickly.
3. Enter BT3.0 Bluetooth connection mode for pairing.



#### Bluetooth 5.0 mode connection steps:

1. Turn on the Bluetooth icon on your computer.
2. Turn on the mouse power switch, press the mode switch 3 times, the third mode light turns blue Flashing quickly.
3. Enter BT5.0 Bluetooth connection mode to select pairing.

#### Bluetooth mode connection needs to pay attention to the problem:

- 1: Bluetooth 3.0 and Bluetooth 5.0 are dual-channel, according to the version of Bluetooth of your computer, to automatically switch the connection, the green light does not mean Bluetooth 3.0, the blue light does not mean Bluetooth 5.0.
- 2: When connecting to Bluetooth, you must search for Bluetooth when the green light or blue light flashes quickly. Otherwise, you cannot connect. If the green or blue light is flashing slowly, press and hold the mode button for 5 seconds, then the light will be Fast flashing.