


MASTER 迈思特

工业钢管产品接头手册 HYDRAULIC FITTINGS



嘉兴迈思特管件制造有限公司
JIAXING MASTER FITTING CO.,LTD

地址: 中国·浙江省海盐县泰山工业园区金城路1号
Add: 1 Jincheng Road, Qinshan industry region, Haiyan, Zhejiang, China
邮编: P.C 314303
电话: TEL 0086-573-86408117 86408112 86408115
传真: FAX 0086-573-86408222
邮箱: E-MALL mst@guanjiantou.com tzm@guanjiantou.com
Http://www.guanjiantou.com

至精 至诚 至远



目录 CONTENTS

- A** 公司简介
Company Introduction
- B** 技术信息
Technical information
- C** 产品目录
Contents
- D** 产品标注方法
General Instruction
- F** 产品系列
Product Series

迈思特将以一贯的精神，迎接全球一体化的挑战，努力打造一流的品牌。

Master meet the challenge of global integration, diligently make the first-class brand by the consistent.

远至诚至精至

高新技术企业

HIGH-TECH ENTERPRISES

GB国家标准制定单位

GB NATIONAL STANDARD-SETTING UNIT

TS16949认证企业

TS16949 CERTIFICATION



嘉兴迈思特管件制造有限公司位于杭州湾北畔，东海之滨的浙江省海盐县秦山工业区。北靠上海100公里，南临杭州80公里，离杭州湾跨海大桥北岸出口仅10余公里。

公司生产设备精良、工艺先进、管理严密、检测设备完善。公司拥有中频电热精锻生产线4条，机器人生产线20条，冷挤压生产线3条，进口扣压设备2台套，热处理设备3台套、抛丸设备3台套，各类数控机床、数控钻铣床268台，普通车、仪表车、刨、铣、钻、镗、磨、电火花、线切割、雕刻机等设备200多台。形成了年产2500万件的生产能力，并锤炼了一支训练有素的专业技工队伍。公司生产的直通类管件采用冷拔工艺；异型体管件采用中频电加热模锻工艺；螺母类采用冷挤压工艺；卡套采用冷挤、机加工和曾获国家发明三等奖的超薄层气体渗碳技术。公司经AQA审核已通过ISO9001：2008认证以及TS16949认证。

公司产品类别多、品种齐、规格全。公司是最新版管接头国家标准制订厂商之一，卡套式、焊接式、扩口式管件及钢丝编织、不锈钢编织胶管总成拥有大量库备。公司按照ISO，DIN，GB标准进行生产，质量能满足高端客户需求。现有客户遍布汽车行业，工程机械行业，船舶制造行业，产品远销美国，德国，意大利，英国，并与多家国际知名连接件生产厂商进行深入的合作。

Jiuxing Master fitting Co., Ltd. is located in Zhejiang Haiyan Qinshan Industry Zone, which is 100 kilometers away from Shanghai, 80 kilometers from Hangzhou, and 10 kilometers from north outlet of Hangzhou Bay Bridge.

Our companies are equipped with high-quality facilities, advanced technique, scientific management systems and full sets of test equipments. We have four lines of intermediate frequency galvanothermy forging, 20 lines of robot, 3 lines of cold extruding, 2 importing burking equipments, 3 heat treatments, 3 throwing pills equipments and 168 sets of CNC machines and 200 more sets of other machine tools. Our company are specialized in hydraulic fittings according to ISO,DIN,GB standard, such as adapter,nipple, straight ,elbow, tee, cross, connectors, couplings, forgings, steel wire knitting, stainless steel knitting assembly and coupling assembly and so on. Our company have come into being the production capacity of annual 25 million pieces and brings up a professional technical team. Different processes are used during manufacturing, such as straight fittings by cold pulling, special fittings by intermediate frequency electricity heating forging, nuts and bite-type fittings by cold extruding and machining. Our products are honored as the third place of national super-thin gas carbon-filtered technique. Meanwhile our company is a constitutor of the latest version of the national standard pipe connection and get ISO9001: 2008 certification and TS16949 certification.

Our products are exported to America, Germany, Italy, and Britain that are in the field of the automotive industry, engineering machinery industry, shipbuilding industry, etc.

We are also in-deep cooperation with the international famous company.



We warmly welcome our business friends to visit our company.

ROBOT 机器人生产线

国内首条液压接头机器人生产线
生产效率和产品质量实现质的飞跃

整洁的环境，有序的管理，高效运作，是企业高速发展的不断源泉。迈思特每位员工都拥抱良好的职业道德、优秀的职业技能和团结协作的精神，凝聚成一支强劲有力的团队，在竞争中迎头奋进，脱颖而出。

Neat environment, orderly management and effective operation is the source for an enterprise to develop at high speed. Each employee of Master has excellent occupational ethics, excellent occupational skills and collaborative spirits, forming a powerful fleet that strides ahead in the competition with eye-catching talents.



创新是迈思特永恒不变的追求，企业注重创新，不断研发出更完善的产品，赢得市场。追求“永恒的完美”是迈思特的生产宗旨，注重管件与市场的和谐、发展。顺利通过了ISO9001:2008质量体系认证，TS16949质量体系认证，国家强制性产品3C认证。

Innovation is Master perpetual and unchanged pursuit. The enterprise has been focusing on the innovation and constantly developed more perfect products to win the market. The motto of master is pursuing perfection. Meanwhile, it has been focusing on the harmonious development of pipefitting and the market. The enterprise has passed the ISO9001:2008 certification, TS16949 quality certification as well as the national mandatory 3C certification.



ADVANCE EQUIPMENTS SCIENTIFIC PROCESS 先进设备 科学工艺


公司拥有大批先进的生产设备，启用全自动精密零件生产线，生产能力达到国内先进水平，目前年生产量达到2500万件，是企业在同行业制胜的保证。

100%的质量要求标准是公司的质检标准，为保证产品质量尽可能的满足客户要求，公司的整个质检体系严格按照各操作标准实行看，对每批产品进行全面检验。公司引进投影仪，拉力机，盐雾测试仪，硬度测试仪，影像量测仪等各种信赖性设备，对产品的各项物理性能及尺寸进行了更精密的实验测量，有效控制产品的质量，务使每件产品都符合图纸要求。公司致力于管件的设计开发，注重市场与品牌推广，以质量求生存，优质售后服务，不断完善管理制度。

The enterprise owns a large number of advanced equipments and uses a fully automatic stream line for the production of precise parts. The productivity has reached domestical advanced level currently,the annual product ability has reached 25million pieces,which guarantees its success in the competition.

100% compliance is the enterprise's standard for its quality inspection.In order to ensure the product quality and meet the requirements of the clients, the enterprise strictly abides by the operational standards in the whole quality control system. All products in each batch are strictly and completely inspected. The enterprise haspurchased reliable equipments such as projectors, pulling machines, salt mist testing instruments, hardness testing instruments and image measuring instruments, etc, which performs more precise measurements to the physical performances and dimensions of the products so that the quality of products is effectively under control and each of its products can meet the requirements specified on the drawings.

The enterprise is dedicated to the designing and development of pipefitting. It has been placing importance to the marketing and promotion of the brand. It survives on quality, provides high-quality after-sales service and constantly improves its managing system.





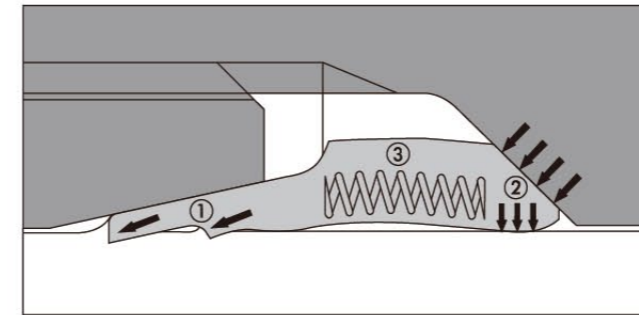


A Technical information

技术信息

迈思特卡套式管接头

$$\textcircled{1} + \textcircled{2} + \textcircled{3} = 1\frac{1}{2} \textcircled{C}$$

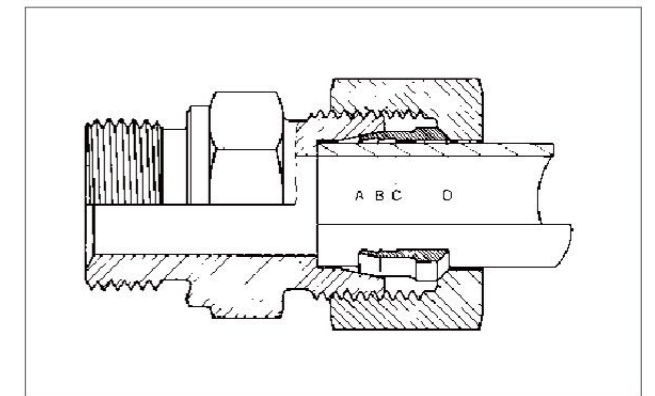


迈思特卡套式管接头为流体传动和控制系统提供了管路和元件之间的可靠连接和密封，这归功于迈思特卡套独特的内部结构。

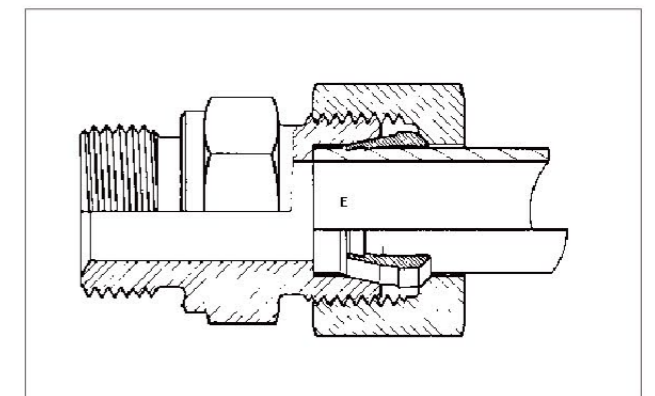
- ◆ 卡套是在受控条件下逐渐切入钢管的。如图所示，卡套的前刃A和后刃B相继切入钢管，当两个刃口都切入到设计深度时，止动边C限制了刃口过量切入对管子造成损伤的可能性。
- ◆ 和传统的单个刃口卡套不同，迈思特卡套在刃口部位有A、B、C三个点和钢管接触，使一切作用于卡套的应力在多个接触点处均匀分配。加上卡套尾环D抱紧钢管后对于管路振动的阻尼作用，使得迈思特卡套具有特别优良的耐冲击和振动性能。
- ◆ 迈思特卡套特殊的设计、材料和热处理工艺使得卡套具有特别优良的弹性。接头装配后卡套中部应微微拱起，由此产生的弹性效应避免了金属接触密封的应力松弛现象，从而可确保卡套长期地可靠工作和反复多次的装拆使用。

迈思特卡套具有理想的密封性能，可适用于大多数工况条件，包括高真空度的密封，小分子气体的密封以及高压液压油的密封。

但是，迈思特卡套的理想功能需要靠正确的装配来保证，不正确的装配会导致钢管拔脱，接头泄漏，弹性消失而抗振动性能降低等问题。为此用户在装配前，应仔细阅读样本中的装配说明或请迈思特公司或迈思特公司指定分销商进行装配技术培训和指导。



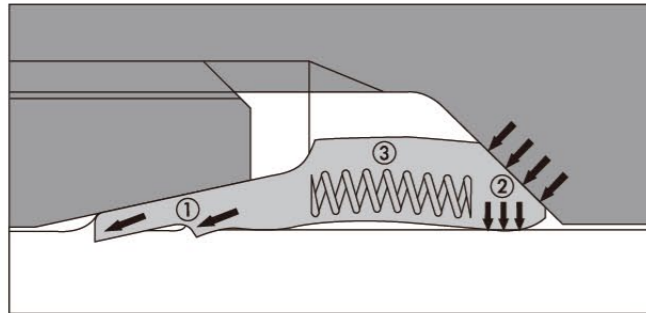
螺母拧紧前



螺母拧紧后

Bite type fitting

① + ② + ③ = 1 1/2

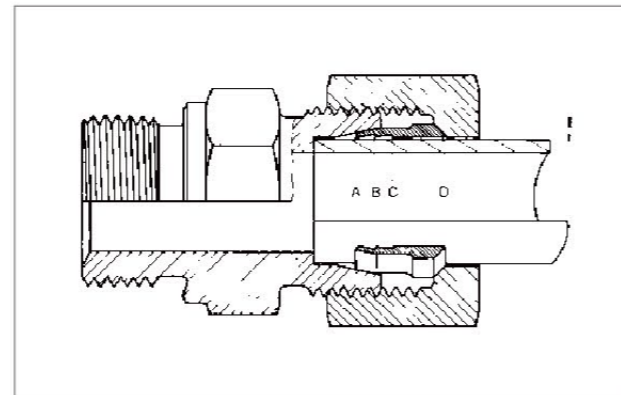


Bite type tube fitting produces a leak free connection of tubes and components in fluid system, owing to the unique internal geometry of master cutting ring. The design of cutting ring is based on three essential functions.

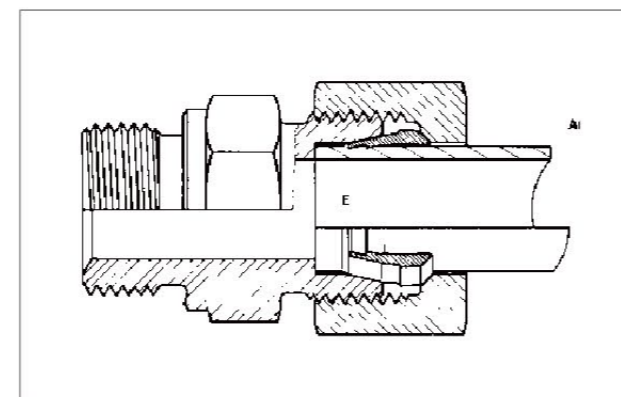
- ◆ The front cutting edge (A) has already started cutting into the tube before the second cutting edge (B) starts. As soon as both cutting edges have cut into tube to the designed depth, further advance is limited by the stop shape (C).
- ◆ Owing to the design of both cutting edges (A and B) and stop shape (C) all force arising are equally distributed. This distribution along with the specially designed interior collar (D) of the ring guarantees increased safety, particularly with regard to vibration and flexure stresses.
- ◆ The special ring design, material and heat treatment allow a defined elastic deformation of the ring. The spring effect compensates subsidences of tube bite and threads, thus ensuring long term leakfree performance without retightening.

Master cutting ring have demonstrated a remarkable ability to remain leak free under various service conditions ranging from sealing high vacuum and small molecule gases to high pressure hydraulic fluids.

However, proper installation ensures the perfect function. Poorly assembling may make the tube leak and spring effect disappear to cause anti-vibration. Please read the instruction carefully or ask master company technician and appointed distributors to provide technical training before assembling.



Before tightening the nut




After tightening the nut

迈思特卡套式管接头的装配

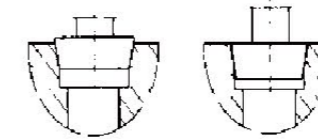
采用预装体进行预装：

A-预装配



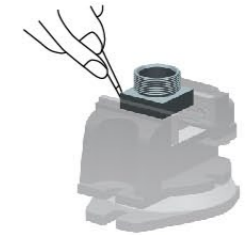
- 定期检查
定时的检查（如每装50个卡套检查一次）。如内锥磨损、变形会造成批量装配的报废。

B



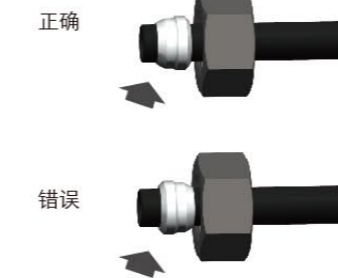
- 内锥量规
用内锥量规检查预装体内锥。量规平面若低于内锥，则预装体不合格，必须更换。除了用量规检查外，还应肉眼检查内锥的其他变形、损坏。

C



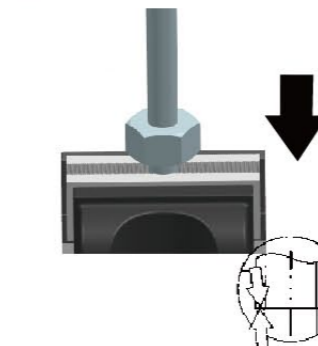
- 把预装体夹紧在台虎钳上，螺纹涂以少量润滑油。

D




- 把螺母、卡套依次套上钢管
- 注意：卡套的安装千万不能反向

E



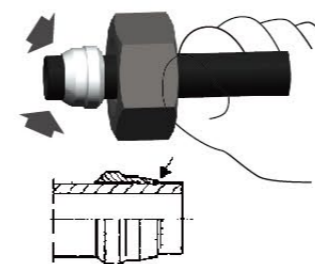
- 把螺母拧到预装体上，用手拧紧。
- 把钢管压紧，保证管端和预装体接触

F



- 为了确保正确的拧紧圈数，必须在螺母和钢管上做好标记
- 用扳手把螺母拧紧1/4圈
- 20mm以上规格，建议按下表加长扳手

G

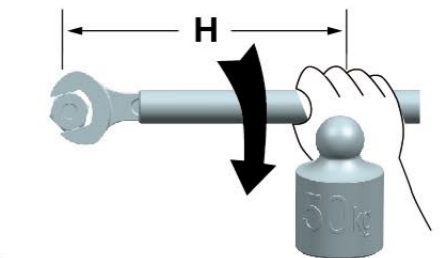


- 松开螺母检查卡套刃口前钢管被刃口切入处，隆起部分的材料应堆积刃口前。
- 如果切入不深（隆起量不足），则应稍稍再拧紧。经检验合格后，才能进入最终装配，经过预装的卡套允许在钢管上稍微转动。

H-正式装配



- 把经过预装的管子插入到接头体内，拧紧螺母，从力矩激增点（明显感觉力矩突变的一点）起再拧紧1/6~1/4圈。切忌超过1/4圈！




接头规格 管子外径 高	扳手长度 H (mm)
18-L 16-S	300
22-L	400
28-L 20-S	500
35-L 25-S	900
42-L 30-S	1200
38-S	1500

Bite type tube fitting assembly instruction

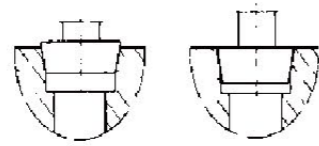
Adopt pre-assembly part to assemble

A. Pre-assembly



regular check (after 50 pre-assemblies) eg cone abrasion and deformation make them out of service.

B



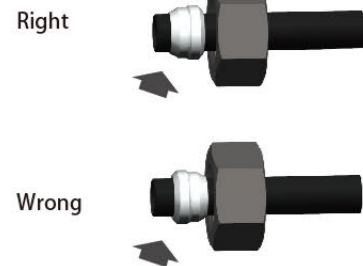
cone gauge
Using cone gauge to check pre-assembly part cone. If the gauge surface is below cone, the pre-assembly part is nonconformity, must be changed. Besides cone gauge, using the eyes to check the cone whether worn or deformed.

C



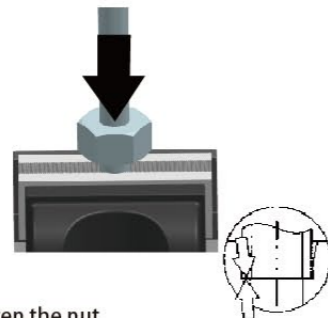
Put the pre-assembly part in the vise and lubricate the thread.

D




Put nut and cutting ring into tube
Note: Do not assemble the cutting ring in opposite direction

E



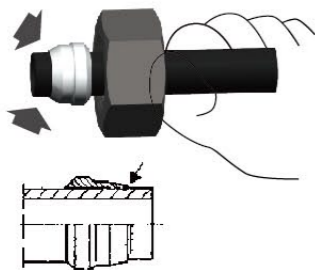
Tighten the nut.
Press tube end firmly in the assembly body.

F




Mark position of the nut and tube to ensure the tightening turns.
Tighten the nut by 1-1/4 turns
Recommended to use spanner extension for sizes over 20mm. see below chart.

G

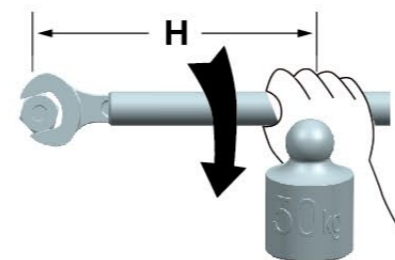


Loose nut to check that a visible collar covers the front of the first cutting edge.
Tighten if it is not be deep. After check it is conformity, it could be process final assembly. It does not matter if the ring can be rotated on the tube end.

H-Formal assembly



Insert the assembly part into the fitting, tighten nut, retightening 1/6-1/4 turn from the increasing torque point that torque changes obviously.
Do not surpass 1/4 turn.

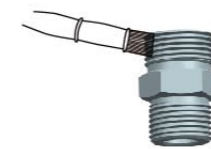


Size	spanner length H(mm)
18-L 16-S	300
22-L	400
28-L 20-S	500
35-L 25-S	900
42-L 30-S	1200
38-S	1500

迈思特卡套式管接头的装配

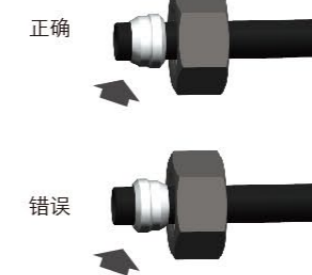
采用接头体直接预装 —— 一个接头体只允许进行一次预装!

A-预装配



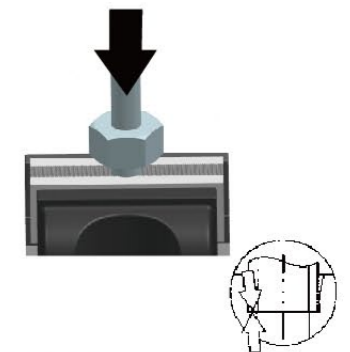
- 必须是新的接头体
- 螺纹涂以少量润滑油

B



- 把螺母卡套依次套上钢管
- 确保螺母和卡套的方向不能反

C



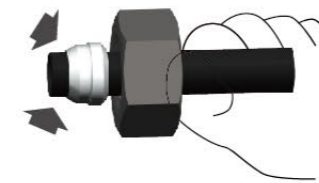
- 把接头体夹紧
- 把螺母拧上接头体，把管子接到接头体内锥孔低端，用手把螺母拧紧。确保管端和接头体接触。

D



为确保正确的拧紧圈数，必须在螺母上做好标记。
用扳手把螺母拧紧1 1/2圈（管子不应有转动）。
20mm以上规格，建议按下表加长扳手。

E



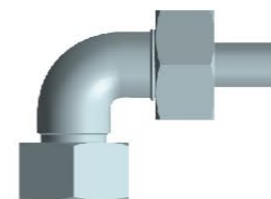
松开螺母检查卡套刃口前钢管被刃口切入处，隆起部分的材料应堆积刃口前。
如果切入不深（隆起量不足），则应稍稍再拧紧。经检验合格后，才能进入最终装配，经过预装的卡套允许在钢管上稍微转动。

F

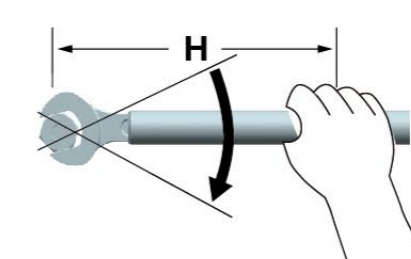


把经过预装的管子插入到接头体内，拧紧螺母，从力矩激增点（明显感觉力矩突变的一点）起再拧紧1/6-1/4圈。
切忌超过1/4圈!

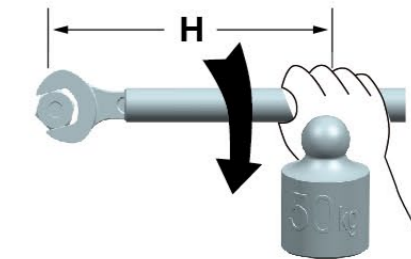
G



所有已经预装卡套的接头，在进行管路正式装配时，只需拧紧螺母，从力矩激增点起再拧紧1/4圈



过量的拧紧会造成接头泄漏

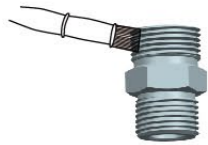


接头规格 管子外径 高	扳手长度 H (mm)
18-L 16-S	300
22-L	400
28-L 20-S	500
35-L 25-S	900
42-L 30-S	1200
38-S	1500

Bite type tube fitting assembly instruction

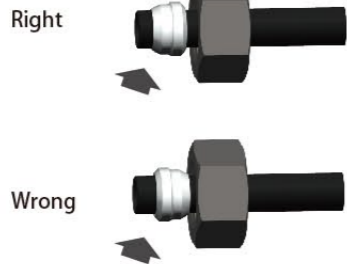
Adopt fitting directly to assemble--one fitting allows one pre-assembly

A.Pre-assembly



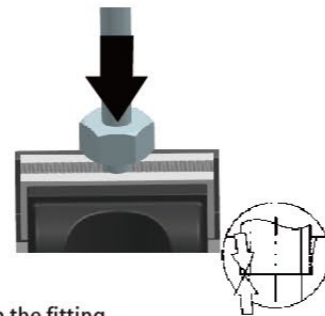
Use new fitting
The threads should be lubricated.

B



Put nut and cutting ring into tube
Note: Do not assemble the cutting ring and nut in opposite direction

C



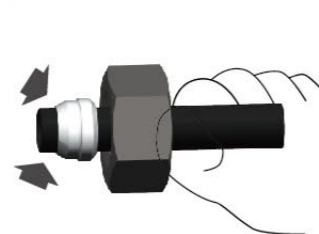
Tighten the fitting
Put nut into fitting, press tube-end firmly into cone, then tighten the nut by hand to ensure tube-end is in touch with fitting.

D




D.Mark position of the nut and tube to ensure the tightening turns.
Tighten the nut by 1-1/2 turns (tube should not be rotated)
Recommended to use spanner extension for sizes over 20mm.see below chart.

E




Loose nut to check that a visible collar covers the front of the first cutting edge.
Tighten if it is not be deep.After check it is conformity, it could be process final assembly.It does not matter if the ring can be rotated on the tube end.

F

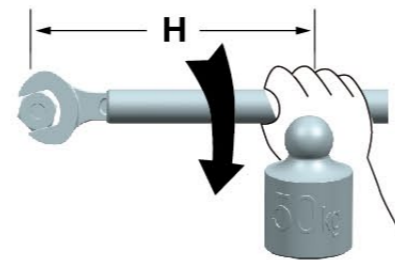
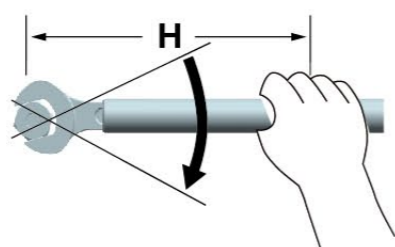


formal assembly
Insert the assembly part into the fitting, tighten nut, retightening 1/6-1/4turns from the increasing torque point that torque changes obviously.
Do not surpass 1/4 turns

G



In the formal tube assembly, tighten nut and retightening 1/4turns from the increasing torque point for all the pre-assembly bite type tube fitting.



Size	spanner length H(mm)
18-L 16-S	300
22-L	400
28-L 20-S	500
35-L 25-S	900
42-L 30-S	1200
38-S	1500

油口端拧紧力矩

Tightening torques for port connection

适用于ISO 9974-1 / ISO 6149 / DIN 3852-T1-X型油口 / DIN 3852-T3-W型油口

公制ISO螺纹M

ISO 9974-1 / ISO 6149 / DIN 3852-T1-form X port connections / DIN 3852-T3-form W port connections / ISO Metric thread

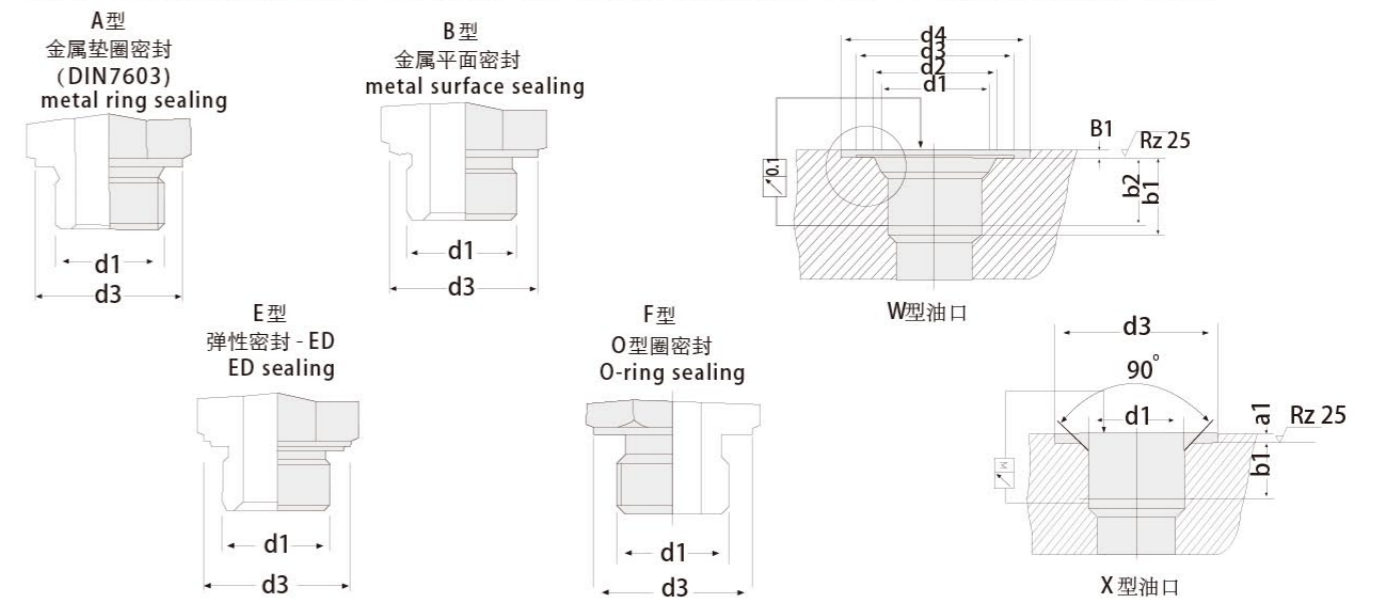
			MA / Nm			
			端直通管接头 Straight male stud fitting			
系列 Series	管子外径 o.d. Tube O.D.	螺纹 G Thread	A型 Form A	B型 Form B	E型 Form E	F型 Form F
L	6	M10 x 1,0	9	18	18	15
	8	M12 x 1,5	20	30	25	25
	10	M14 x 1,5	35	45	45	35
	12	M16 x 1,5	45	65	55	40
	15	M18 x 1,5	55	80	70	45
	18	M22 x 1,5	65	140	125	60
	22	M27 x 2,0	90	190	180	100
	28	M33 x 2,0	150	340	310	160
S	35	M42 x 2,0	240	500	450	210
	42	M48 x 2,0	290	630	540	260
	6	M12 x 1,5	20	35	35	35
	8	M14 x 1,5	35	55	55	45
	10	M16 x 1,5	45	70	70	55
	12	M18 x 1,5	55	110	90	70
	14	M20 x 1,5	55	150	125	80
	16	M22 x 1,5	65	170	135	100
	20	M27 x 2,0	90	270	180	170
	25	M33 x 2,0	150	410	310	310
30	M42 x 2,0	240	540	450	330	
38	M48 x 2,0	290	700	540	420	

上表所列拧紧力矩允许+10%的误差

Tolerance of tightening torques listed in above table +10%

螺纹拧入前应使用液压油润滑！表中所示拧紧力矩适用于配合偶的材质是钢。

Lubricate stud with hydraulic oil before screwing in ! Tightening torques related to counterpart made of steel



油口端拧紧力矩

Tightening torques for port connection

适用于ISO 1179-1 / DIN 3852-T2-X型油口,英制 (BSPP)平管螺纹

ISO 1179-1 / DIN 3852-T2-form X port connections , BSPP thread

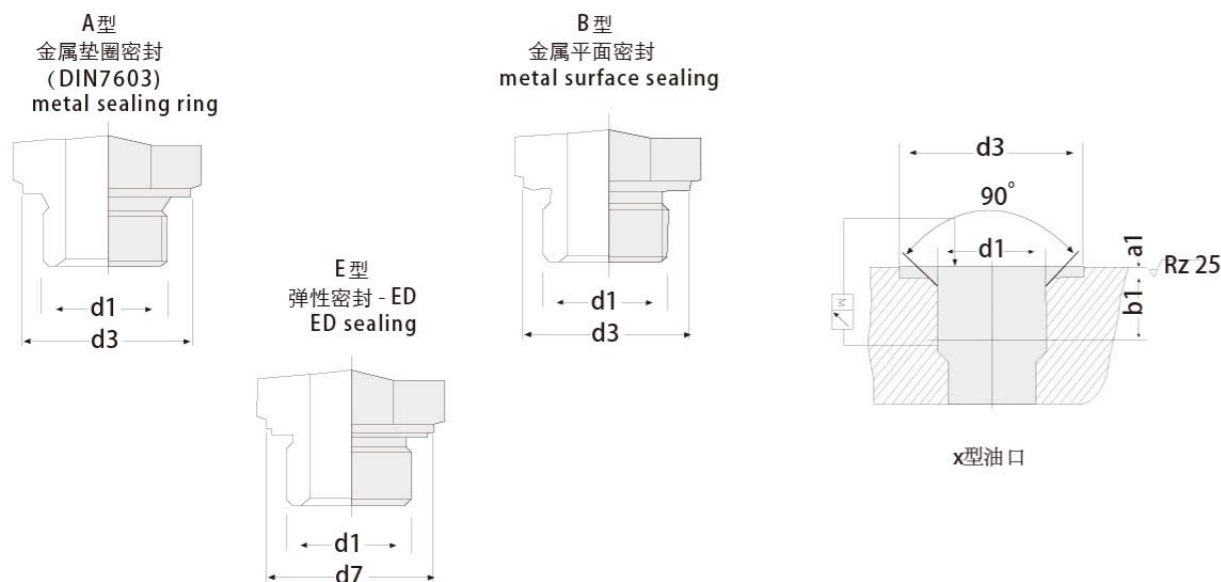
			MA / Nm		
			端直通管接头 Straight male stud fitting		
系列 Series	管子外径 o.d. Tube O.D.	螺纹 G Thread	A型 Form A	B型 Form B	E型 Form E
L	6	G 1/8A	9	18	18
	8	G 1/4A	35	35	35
	10	G 1/4A	35	35	35
	12	G 3/8A	45	70	70
	15	G 1/2A	65	140	90
	18	G 1/2A	65	100	90
	22	G 3/4A	90	180	180
	28	G 1A	150	330	310
S	35	G 1 1/4A	240	540	450
	42	G 1 1/2A	290	630	540
	6	G 1/4A	35	55	55
	8	G 1/4A	35	55	55
	10	G 3/8A	45	90	80
	12	G 3/8A	45	90	80
	14	G 1/2A	65	150	115
	16	G 1/2A	65	130	115
	20	G 3/4A	90	270	180
	25	G 1A	150	340	310
30	G 1 1/4A	240	540	450	
38	G 1 1/2A	290	700	540	

上表所列拧紧力矩允许+10%的误差

Tolerance of tightening torques listed in above table +10%

螺纹拧入前应使用液压油润滑! 表中所列拧紧力矩适用于配合偶的材质是钢。

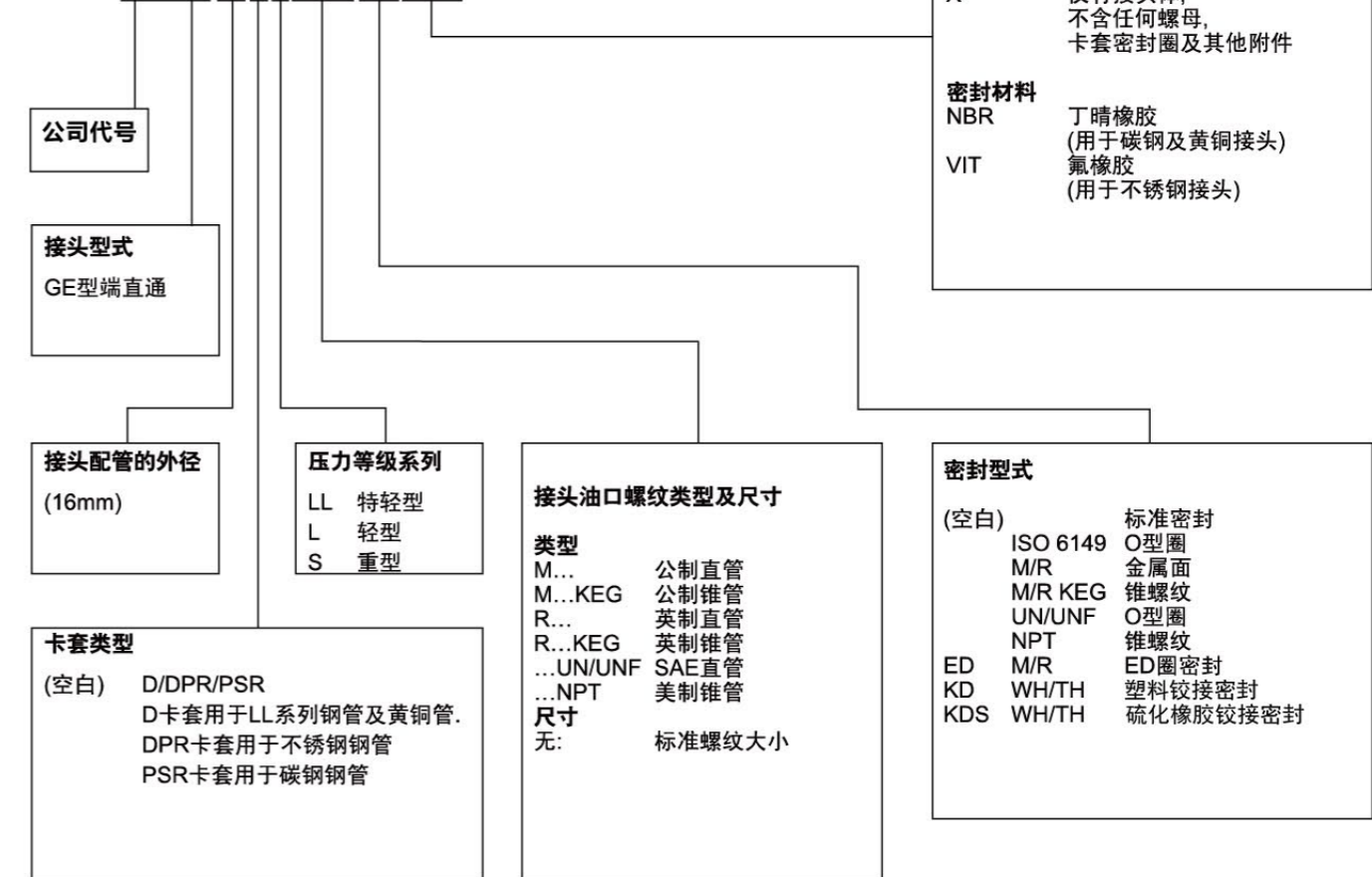
Lubricate stud with hydraulic oil before screwing in! Tightening torques related to counterpart made of steel



如何订购迈思特M接头:

How to order M-fitting

例如: M-GE 16 SR3/8ED CF



材料/表面处理

CF	碳钢无六价铬镀锌
71	不锈钢
MS	黄铜
VZ	钢管镀锌
(空白)	碳钢磷化

总成

OMD	不含螺母及卡套, 但包括其他的附件, 如密封圈
X	仅有接头体, 不含任何螺母, 卡套密封圈及其他附件

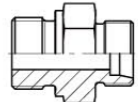
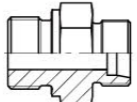
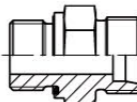
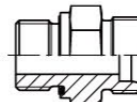
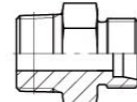
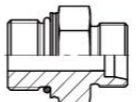
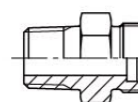
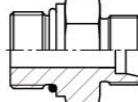
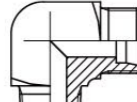

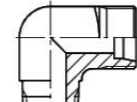
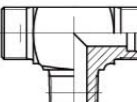
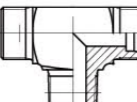
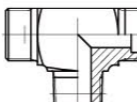
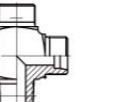
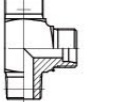
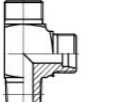
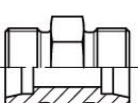
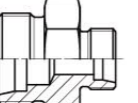
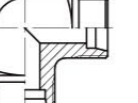
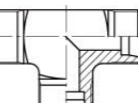
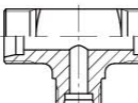
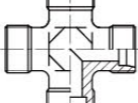
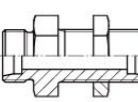
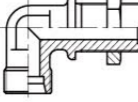
密封材料

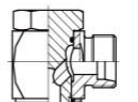
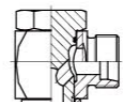
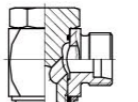
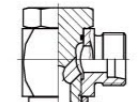
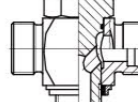
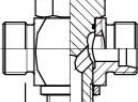
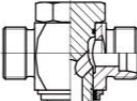
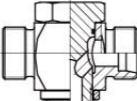
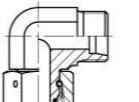
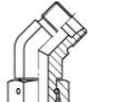
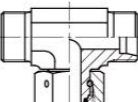
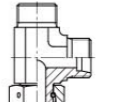
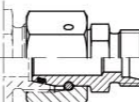
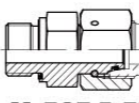
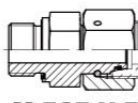
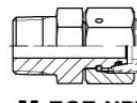
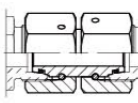
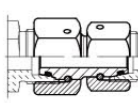
NBR	丁腈橡胶 (用于碳钢及黄铜接头)
VIT	氟橡胶 (用于不锈钢接头)

订货举例

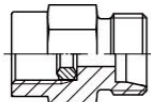
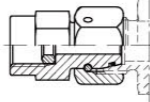
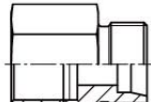
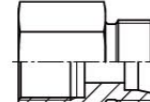


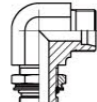
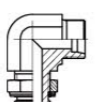
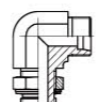
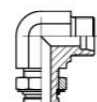
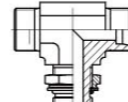
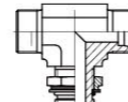
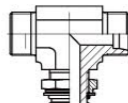
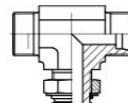
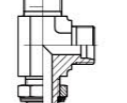
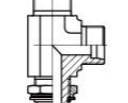
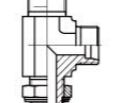
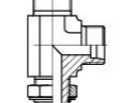
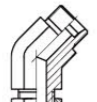
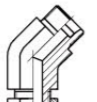
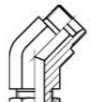

订货号	描述
M-GE12SR1/2EDCF	端直通 12mm管外径, 重型系列, G1/2BSPP, ED圈丁腈橡胶密封, 包含螺母及卡套, 无六价铬镀锌碳钢接头。
M-GE12LR71X	端直通 12mm管外径, 轻系列, G3/8BSPP, 金属面B型密封, 包含螺母及卡套, 无六价铬镀锌碳钢接头。
M-EVT08LOMDMS	可调向三通, 8mm管外径, 轻型, 黄铜接头, 不含螺母及卡套。
M-EL38SVITOMDCF	可调向导三通, 38mm管外径, 重型, 无六价铬镀锌碳钢接头, 不含螺母及卡套, 旋转螺母端密封材料为氟橡胶。

产品一览

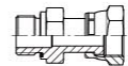
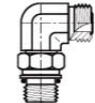


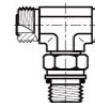
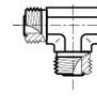
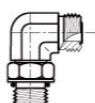
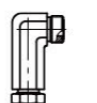

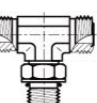
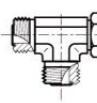
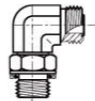

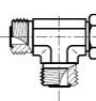
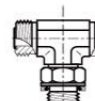
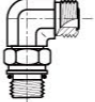

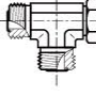
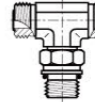
油口连接 Male stud connector	 M-GE-R P28/29	 M-GE-M P30	 M-GE-R-ED P31	 M-GE-M-ED P32	 M-GE-R (KEG) P34	 M-GEO P35
	 M-GE-NPT P33	 M-GE-UNF/UN P36				
弯通接头 Non adjustable	 M-WE-M(KEG) P37	 M-WE-R (KEG) P37	 M-WE-NPT P38			
	 M-TE-R (KEG) P39	 M-TE-M(KEG) P39	 M-TE-NPT P40	 M-LE R (KEG) P40		
	 M-LE-M(KEG) P41	 M-LE-NPT P42				
管与管连接 Tube to Tube	 M-G P43	 M-GR P44	 M-W P45	 M-T P46	 M-TR P47	 M-K P48
	 M-SV P49	 M-WSV P50				

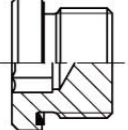
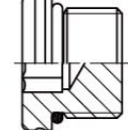
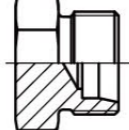
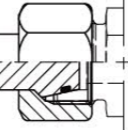
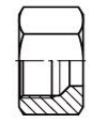

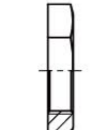
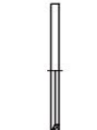
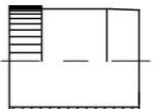
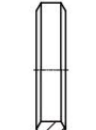

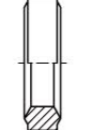

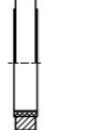
绞接式接头 Banjo fittings	 M-WH-R-KDS P53	 M-WH-R P53	 M-WH-M-KDS P54	 M-WH-M P54	 M-TH-M-KDS P56	 M-TH-M P56
	 M-TH-R-KDS P55	 M-TH-R P55				
组合连接 Tube to swivel	 M-EW P57	 M-EV P58	 M-ET P59	 M-EL P60		
	 M-RED P74-77					
直通组合连接 Male stud connector	 M-EGE-R-ED P61	 M-EGE-M-ED P62	 M-EGE-NPT P63	 M-GZ P64	 M-GZR P65	

产品一览

压力表连接 Pressure gauge adapter	 M-MAV P66	 M-MAVE P67				
内螺纹连接 Tube to female	 M-GAI-R P68	 M-GAI-M P69				
油口变径连接 Port reducers	 M-RI P70/71	 M-RI-ED P72/73				
弯通可调接头 Locknut adjustable	 M-WEE-M P78	 M-WEE-M-OR P79	 M-WEE-R P80	 M-WEE-UNF P81	 M-TEE-M P82	 M-TEE-M-OR P83
	 M-TEE-R P84	 M-TEE-UNF P85	 M-LEE-M P86	 M-LEE-M-OR P87	 M-LEE-R P88	 M-LEE-UNF P89
	 M-VEE-M P90	 M-VEE-OR P91	 M-VEE-R P92	 M-VEE-UNF P93		

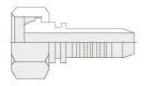

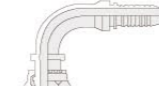





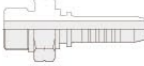
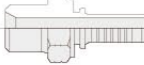






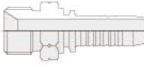




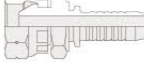




产品一览

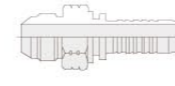



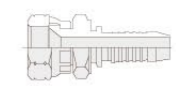

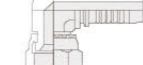




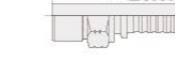






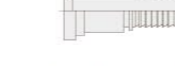



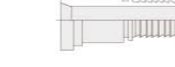













旋转螺母与直螺母 Nut	 公制 F682EDML P94				
公制螺纹与管连接 ISO6149-2螺纹 Stud ends Metric thread ISO6149-2 thread	 C87OMLO P95	 CC87OMLO P96	 V87OMLO P101	 S87OMLO P105	 R87OMLO P109
美制螺纹与管连接 Stud ends UN/UNF thread	 C5OMLO P97	 CC5OLO P98	 V5OMLO P102	 S5OMLO P106	 R5OMLO P110
英制螺纹与管连接 Stud ends BSPP thread	 C4OMLO P99	 V4OMLO P103	 R4OMLO P107	 S4OMLO P111	
公制螺纹与管连接 DIN3852螺纹 Stud ends Metric thread DIN3852 thread	 C8OMLO P100	 V8OMLO P104	 R8OMLO P108	 S8OMLO P112	

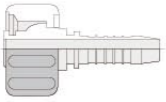


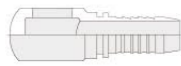
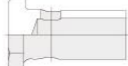
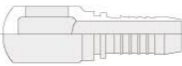


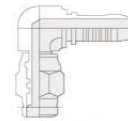
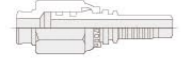



堵头 Plugs	 M-VSTI M/R-ED P115	 M-VSTI M-OR P116	 M-ROV P117	 M-VKA P120	
附件 Components	 M P113	 DS P113			
	 M-GM P114	 M-ED P121	 M-VH P124		
	 DKAD P118	 DKA P118	 M-DKI P119	 KDS P122	 KD P123

扣压式软管接头 Swaged Hose Fitting










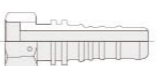


套筒 Ferrule	 00110-A	 00110	 03310	 00200	 00210	 00400	 01400	 00401
	 00018	 00TFO	 00710					
公制螺纹 平面密封 Flat seal	 10311、10312	 20211、20212	 20231、20232	 20241、20242	 20291、20292			
公制螺纹 60°锥密封 60° Cone seal	 10611、10612	 20611、20612	 20641、20642	 20691、20692				
公制螺纹 球面密封 Multiseal	 20111、20112	 20141、20142	 20191、20192					
公制螺纹 74°锥密封 74° Cone seal	 10711、10712	 20711、20712	 20741、20742	 20791、20792				
公制螺纹 90°锥密封 过板 90° Cone seal	 10811L							
公制螺纹24° 锥密封过板 轻系列 24° Cone O- Ring Seal L.T	 10411、10412	 20411、20412	 20441、20442	 20491、20492				
公制螺纹24° 锥密封过板 重系列 24° Cone O- Ring Seal H.T	 10511、10512	 20511、20512	 20541、20542	 20591、20592				
公制螺纹24° 锥球面密封 过板轻系列 24° Cone Multiseal L.T	 20411C、20412C		 20491C、20492C					








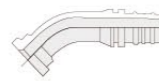


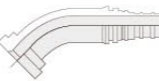


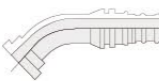

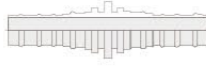
公制螺纹24° 锥球面密封 过板重系列 24° Cone Multiseal H.T					
20511C、20512C	20541C、20542C	20591C、20592C			
公制卡套 直管 Standpipe straight					
50011、50012	50041、50042	50091、50092	NL NS	RL RS	
英管螺纹O 形圈密封 BSP O-Ring Seal					
12211、12212					
英锥管螺纹 BSPT					
13011-SP、13012-SP					
英管螺纹 球面密封 BSP Multiseal					
22111、22112	22141、22142	22191、22192			
英管螺纹 平面密封 BSP Flat Seal					
22211、22212	22241、22242	22291、22292			
					
	12611、12612	12611A、12612A	22611、22612	22641、22642	22691、22692
					
	22611D、22612D	22611D-SM、22612D-SM	22691K、22692K		
SEA O -Ring Seal					
16011、16012					
美制锥螺纹 NPT					
15611、15612					

美制JIC螺 纹74°锥密 封 JIC 74° Cone Seal					
16711、16712	26711、26712	26741、26742	26791、26792	26711D、26712D	
					
	26711D-SM、26712D-SM	26791K、26792K			
美制SAE螺 纹90°锥面 密封 SAE 90° Cone Seal					
17811、17812	27811、27812	27841、27842	27891、27892		
美制ORFS螺 纹平面密封 ORFS Flat Seal					
14211、14212	24211、24212	24241、24242	24291、24292		
美制NPSM螺 纹60°锥面 密封 NPSM 60° Cone Seal					
21611、21612	21641、21642	21691、21692			
SAE法兰式 轻系列 SAE Flange L.T					
87311、87312	87341、87342	87391、87392	FL		
SAE法兰式 重系列 SAE Flange H.T					
87611、87612	87641、87642	87691、87692	FS		
日制法兰 Flange					
88111、88112	88141、88142	88191、88192			
日式公制 螺纹60°锥 密封 Metric 60° Cone Seal					
18611、18612	28611、28612	28641、28642	28691、28692		
日式英管 螺纹60°锥 密封 GAS 60° Cone Seal					
29611、29612	29641、29642	29691、29692			

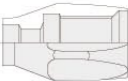
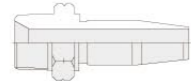
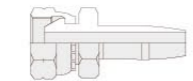
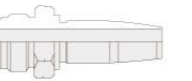
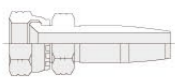

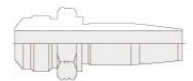
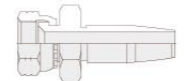
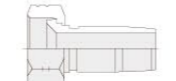
公制螺纹 水管接头 Metric Waterwash		20011T
矿用接头 Staplelok		60011、60012
		67011、67012
铰接接头 Banjo		70011、70012
		700M
		72011、72012
		720B
美制锥螺纹 旋转接头 NPT Awivel		15611SW
		15691KSW
美制SAE螺 纹旋转接 头 SAE O -Ring Boss Awivel		16011SW
		16091KSW
双面连接 接头 Double Connection		90011
		90012

剥内外胶软管接头 Interlock Hose Fitting






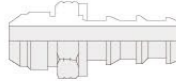



套筒 Ferrule		00621		00621-R15
英制螺纹 British		13013-SP		12613
		22613		22643
		22693		22613-OR
美制锥螺纹 NPT		15613		
美制ORFS 螺纹平面 密封 ORFS Flat Seal		24213		24243
				24293

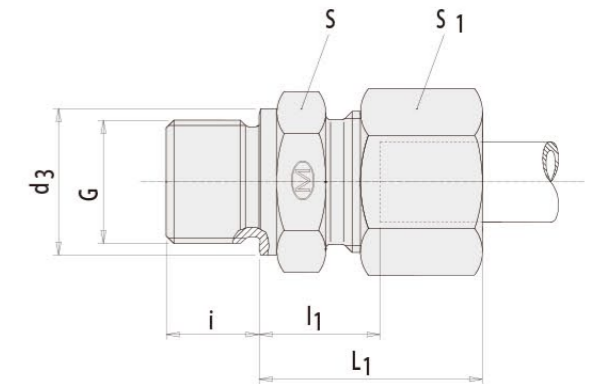
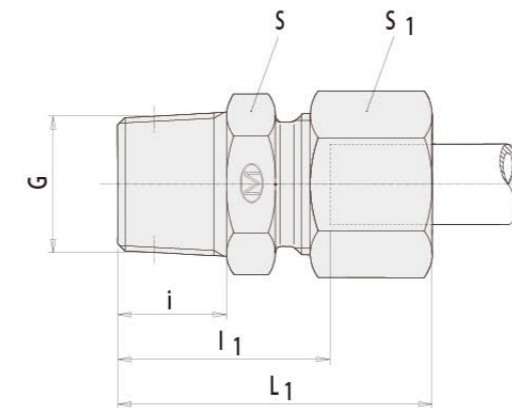
美制 JIC 螺纹 74° 密封 JIC 74° Cone Seal			26713	26793								
公制螺纹 24° 锥密封 重系列 Metric 24° Cone Seal H.T					10513	20513	20543	20593				
SAE 法兰 SAE Flange							87313	82343	82393	87613	87643	87693
9000PSI 法兰 9000PSI Flange				87913	87943	87993						
双面联接 Double Connection		90013										

可拆式软管接头 Reusable Hose Fitting

				00518	15618-R5	22618D-R5	16718-R5		
					26718D-R5	26798D-R5	17818-R5	27818D-R5	26718D-R5T

插日式软管接头 Socketless Hose Fitting

					13011-SP(PO)	15611-PO	12611-PO	22611-PO	22691-PO
				16711-PO	26711-PO	26791K-PO	27811K-PO		



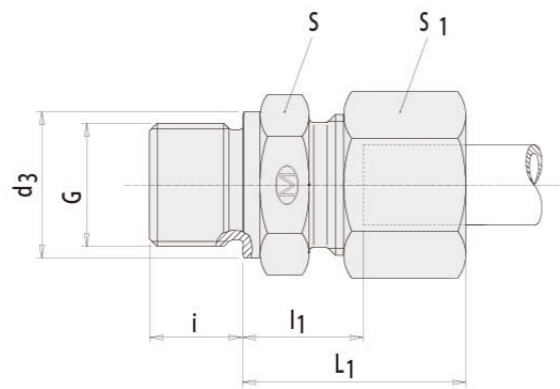
端直通接头-英制螺纹
Male Stud Couplings

order code: M-GE-R

钢管外径 pipe OD	系列 PN/PB	S	S ₁	L ₁	l ₁	d ₃	i	G	重量 千克/100件 kg for % pc.	型号 order code
4	LL PN 100 [400]	11	10	26	16	-	8	R 1/8" K	1,4	M-GE04LLRCF
6		11	12	26	14,5	-	8	R 1/8" K	1,6	M-GE06LLRCF
8		12	14	28	16,5	-	8	R 1/8" K	1,8	M-GE08LLRCF
6	L PN 400 [1600]	14	14	23	8,5	14	8	G 1/8" A	2,5	M-GE06LRFCF
6		19	14	25	10	18	12	G 1/4" A	3,5	M-GE06LR1/4CF
6		22	14	26	11,5	22	12	G 3/8" A	5,6	M-GE06LR3/8CF
6		27	14	27	12	26	14	G 1/2" A	7,3	M-GE06LR1/2CF
8		19	17	25	10	18	12	G 1/4" A	4,5	M-GE08LRFCF
8		14	17	24	9,5	14	8	G 1/8" A	3,1	M-GE08LR1/8CF
8		22	17	26	11,5	22	12	G 3/8" A	6,0	M-GE08LR3/8CF
8		27	17	27	12	26	14	G 1/2" A	9,0	M-GE08LR1/2CF
10		19	19	26	11	18	12	G 1/4" A	4,7	M-GE10LRFCF
10		22	19	27	12,5	22	12	G 3/8" A	6,2	M-GE10LR3/8CF
10		27	19	28	13	26	14	G 1/2" A	9,2	M-GE10LR1/2CF
12		22	22	27	12,5	22	12	G 3/8" A	7,0	M-GE12LRFCF
12		19	22	27	12	18	12	G 1/4" A	5,8	M-GE12LR1/4CF
12		27	22	28	13	26	14	G 1/2" A	9,4	M-GE12LR1/2CF
12		32	22	29	14	32	16	G 3/4" A	14,7	M-GE12LR3/4CF
15	27	27	29	14	26	14	G 1/2" A	11,5	M-GE15LRFCF	
15	24	27	29	13,5	22	12	G 3/8" A	9,7	M-GE15LR3/8CF	
15	32	27	30	15	32	16	G 3/4" A	16,1	M-GE15LR3/4CF	
18	27	32	31	14,5	26	14	G 1/2" A	13,2	M-GE18LRFCF	
18	27	32	29,5	14	22	12	G 3/8" A	13,3	M-GE18LR3/8CF	
18	32	32	30	14,5	32	16	G 3/4" A	17,3	M-GE18LR3/4CF	

不带螺母卡套时的订货代号示例: M-GE06 LR CFX

order code of items without nut and DS-Ring for example: M-GE06 L/R CFX



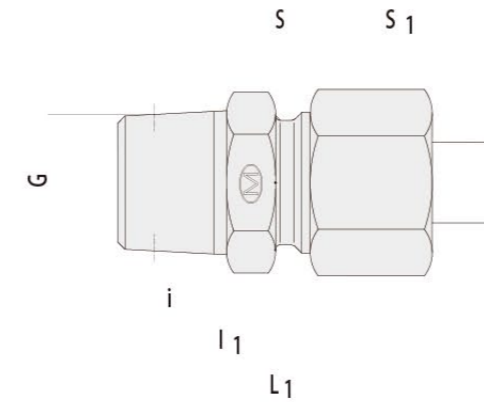
端直通接头-英制螺纹
Male Stud Couplings

order code: M-GE-R

钢管外径 pipe OD	系列 PN/PB	S	S ₁	L ₁	l ₁	d ₃	i	G	重量 千克/100件 kg for % pc.	型号 ordercode
22	L PN 250 [1000]	32	36	33	16,5	32	16	G 3/4" A	18,5	M-GE22LRCF
22		32	36	47	26,5	26	14	G 1/2" A	17,7	M-GE22LR1/2CF
28		41	41	34	17,5	39	18	G 1" A	25,9	M-GE28LRCF
28		41	41	34	17,5	32	16	G 3/4" A	25,6	M-GE28LR3/4CF
35	PB 250 [625]	50	50	39	17,5	49	20	G 1 1/4" A	42,2	M-GE35LRCF
35		46	50	39	17,5	39	18	G 1" A	37,8	M-GE35LR1CF
42		55	60	42	19	55	22	G 1 1/2" A	56,9	M-GE42LRCF
6	S PB 630 [1575]	19	17	28	13	18	12	G 1/4" A	5,0	M-GE6SRCF
6		27	17	33	18	26	14	G 1/2" A	10,8	M-GE6SR1/2CF
8		19	19	30	15	18	12	G 1/4" A	5,5	M-GE8SRCF
8		22	19	30	15,5	22	12	G 3/8" A	8,0	M-GE8SR3/8CF
10		22	22	31	15	22	12	G 3/8" A	8,8	M-GE10SRCF
10		19	22	31	14,5	18	12	G 1/4" A	7,5	M-GE10SR1/4CF
10		27	22	34	17,5	26	14	G 1/2" A	12,9	M-GE10SR1/2CF
12		22	24	33	17	22	12	G 3/8" A	10,0	M-GE12SRCF
12		22	24	33	16,5	18	12	G 1/4" A	9,3	M-GE12SR1/4CF
12		27	24	34	17,5	26	14	G 1/2" A	13,3	M-GE12SR1/2CF
14		27	27	37	19	26	14	G 1/2" A	14,8	M-GE14SRCF
14		24	27	36	18,5	22	12	G 3/8" A	12,8	M-GE14SR3/8CF
16		27	30	37	18,5	26	14	G 1/2" A	16,1	M-GE16SRCF
16		27	30	36	18	22	12	G 3/8" A	15,3	M-GE16SR3/8CF
16		32	30	39	20,5	32	16	G 3/4" A	22,6	M-GE16SR3/4CF
20		PB 400 [1000]	32	36	42	20,5	32	16	G 3/4" A	25,3
20	32		36	42	20,5	26	14	G 1/2" A	24,3	M-GE20SR1/2CF
25	41		46	47	23	39	18	G 1" A	48,7	M-GE25SRCF
25	41		46	47	23	32	16	G 3/4" A	46,5	M-GE25SR3/4CF
30	PB 250 [625]	50	50	50	23,5	49	20	G 1 1/4" A	66,3	M-GE30SRCF
30		46	50	50	23,5	39	18	G 1" A	57,8	M-GE30SR1CF
38		55	60	57	26	55	22	G 1 1/2" A	90,1	M-GE38SRCF
38	55	60	57	26	49	20	G 1 1/4" A	91,9	M-GE38SR1 1/4CF	

不带螺母卡套时的订货代号示例: M-GE06 SR 1/2 CFX

order code of items without nut and DS-Ring for example: M-GE06 SR 1/2 CFX



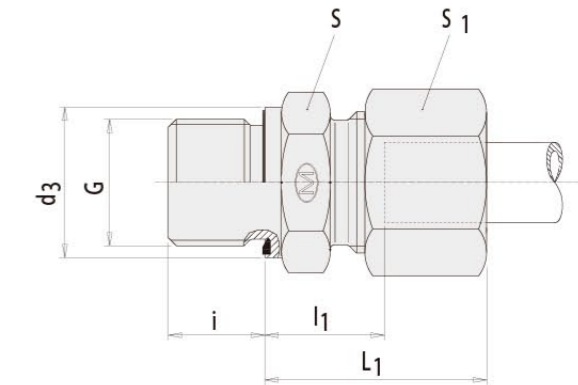
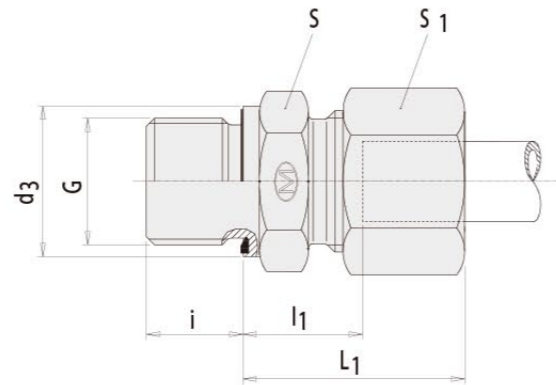
端直通接头-公制螺纹
Male stud couplings

order code: M-GE-M

钢管外径 pipe OD	系列 PN/PB	S	S ₁	L ₁	l ₁	d ₃	i	G	重量 千克/100件 kg for % pc.	型号 ordercode
4	LL PN 100 [400]	10	10	25	16	-	8	M 8 x 1 K	1,4	M-GE04LLMCF
4		9	10	26	16	-	8	M 6 x 1 K	0,9	M-GE04LLM6x1CF
6		11	12	25	14,5	-	8	M 10 x 1 K	1,6	M-GE06LLMCF
8		12	14	27	16,5	-	8	M 10 x 1 K	1,8	M-GE08LLMCF
6	L PN 400 [1600]	14	14	23	8,5	14	8	M 10 x 1	2,5	M-GE06LMCF
8		17	17	25	10	17	12	M 12 x 1,5	4,0	M-GE08LMA4C
8		24	17	26	11,5	23	12	M 18 x 1,5	6,7	M-GE08LM18x1.5CF
10		19	19	26	11	19	12	M 14 x 1,5	4,9	M-GE10LAM5C
10		22	19	27	12	21	12	M 16 x 1,5	6,0	M-GE10LM16x1.5CF
10		24	19	27	12,5	23	12	M 18 x 1,5	7,0	M-GE10LM18x1.5CF
12		27	19	29	14	27	14	M 22 x 1,5	9,2	M-GE10LM22x1.5CF
12		22	22	27	12,5	21	12	M 16 x 1,5	6,8	M-GE12LMCF
12		19	22	26	11	19	12	M 14 x 1,5	5,7	M-GE12LM14x1.5CF
12		24	22	27	12,5	23	12	M 18 x 1,5	7,4	M-GE12LM18x1.5CF
12		27	22	29	14	27	14	M 22 x 1,5	10,3	M-GE12LM22x1.5CF
15		24	27	29	13,5	23	12	M 18 x 1,5	9,5	M-GE15LMCF
15		24	27	28	13	21	12	M 16 x 1,5	9,4	M-GE15LM16x1.5CF
15		27	27	30	15	27	14	M 22 x 1,5	12,1	M-GE15LM22x1.5CF
18		27	32	31	14,5	27	14	M 22 x 1,5	13,7	M-GE18LMCF
18		27	32	30	14	23	12	M 18 x 1,5	13,2	M-GE18LM18x1.5CF
22	PN 250 [1000]	32	36	33	16,5	31	16	M 26 x 1,5	18,8	M-GE22LMCF
22		32	36	33	16,5	27	14	M 22 x 1,5	17,8	M-GE22LM22x1.5CF
28		41	41	34	17,5	39	18	M 33 x 2	25,8	M-GE28LMCF
35	PB 250 [625]	50	50	39	17,5	49	20	M 42 x 2	42,0	M-GE35LMCF
42		55	60	42	19	55	22	M 48 x 2	57,5	M-GE42LMCF
6	S PB 630*	17	17	28	13	17	12	M 12 x 1,5	4,7	M-GE06SMCF
8		19	19	30	15	19	12	M 14 x 1,5	6,5	M-GE08SMCF
10		22	22	31	15	21	12	M 16 x 1,5	8,6	M-GE10SMCF
12		24	24	33	17	23	12	M 18 x 1,5	10,9	M-GE12SMCF
12		27	24	34	17,5	27	14	M 22 x 1,5	13,0	M-GE12SM22x1.5CF
14		27	27	37	19	25	14	M 20 x 1,5	14,8	M-GE14SMCF
16		27	30	37	18,5	27	14	M 22 x 1,5	16,6	M-GE16SMCF
16		27	30	36	18	23	12	M 18 x 1,5	15,7	M-GE16SM18x1.5CF
20	PB 400 [1000]	32	36	42	20,5	32	16	M 27 x 2	25,3	M-GE20SMCF
25		41	46	47	23	39	18	M 33 x 2	46,5	M-GE25SMCF
30		50	50	50	23,5	49	20	M 42 x 2	64,4	M-GE30SMCF
38	PB 250 [625]	55	60	57	26	55	22	M 48 x 2	87,3	M-GE38SMCF
38		55	60	57	26	49	20	M 48 x 2	87,3	M-GE38SMCF

不带螺母卡套时的订货代号示例: M-GE06LMCFX

order code of items without nut and DS-Ring for example: M-GE06LMCFX



端直通接头-英制螺纹WD型弹性密封

Male stud couplings

order code: M-GE-R-ED

钢管外径 pipe OD	系列 PN	S	S ₁	L ₁	l ₁	d ₃	i	G	重量 千克/100件 kg for % pc.	型号 order code	
6	L 500 [2200]	14	14	23	8,5	14	8	G 1/8" A	2,5	M-GE06LREDCF	
6		19	14	25	10	19	12	G 1/4" A	3,9	M-GE06LR1/4EDCF	
8		19	17	25	10	19	12	G 1/4" A	4,5	M-GE08LREDCF	
8		14	17	23	8,5	14	8	G 1/8" A	2,9	M-GE08LR1/8EDCF	
8		22	17	26	11,5	22	12	G 3/8" A	5,9	M-GE08LR3/8EDCF	
10		19	19	26	11	19	12	G 1/4" A	4,7	M-GE10LREDCF	
10		22	19	27	12,5	22	12	G 3/8" A	6,2	M-GE10LR3/8EDCF	
10		27	19	28	13	27	14	G 1/2" A	9,2	M-GE10LR1/2EDCF	
12		22	22	27	12,5	22	12	G 3/8" A	6,9	M-GE12LREDCF	
12		19	22	27	12	19	12	G 1/4" A	5,8	M-GE12LR1/4EDCF	
12	400 [1700]	27	22	28	13	27	14	G 1/2" A	9,4	M-GE12LR1/2EDCF	
15		27	27	29	14	27	14	G 1/2" A	11,5	M-GE15LREDCF	
15		24	27	29	13,5	22	12	G 3/8" A	9,7	M-GE15LR3/8EDCF	
18		27	32	31	14,5	27	14	G 1/2" A	13,2	M-GE18LREDCF	
18		32	32	31	14,5	32	16	G 3/4" A	17,4	M-GE18LR3/4EDCF	
22		32	36	33	16,5	32	16	G 3/4" A	18,5	M-GE22LREDCF	
28		41	41	34	17,5	40	18	G 1" A	25,9	M-GE28LREDCF	
35		250 [1100]	50	50	39	17,5	50	20	G 1 1/4" A	42,2	M-GE35LREDCF
42			55	60	42	19	55	22	G 1 1/2" A	56,9	M-GE42LREDCF
6		S 800 [3400]	19	17	28	13	19	12	G 1/4" A	5,0	M-GE06SREDCF
8	19		19	30	15	19	12	G 1/4" A	5,5	M-GE08SREDCF	
8	22		19	30	15,5	22	12	G 3/8" A	7,8	M-GE08SR3/8EDCF	
10	22		22	31	15	22	12	G 3/8" A	8,8	M-GE10SREDCF	
10	19		22	31	14,5	19	12	G 1/4" A	7,3	M-GE10SR1/4EDCF	
10	27		22	34	17,5	27	14	G 1/2" A	12,9	M-GE10SR1/2EDCF	
12	22		24	33	17	22	12	G 3/8" A	10,0	M-GE12SREDCF	
12	22		24	33	16,5	19	12	G 1/4" A	9,3	M-GE12SR1/4EDCF	
12	27		24	34	17,5	32	14	G 1/2" A	13,6	M-GE12SR1/2EDCF	
14	630 [2700]		27	27	37	19	27	14	G 1/2" A	14,8	M-GE14SREDCF
16		27	30	37	18,5	27	14	G 1/2" A	16,1	M-GE16SREDCF	
16		27	30	36	18	22	12	G 3/8" A	15,2	M-GE16SR3/8EDCF	
16		32	30	39	20,5	27	16	G 3/4" A	22,2	M-GE16SR3/4EDCF	
20		32	36	42	20,5	32	16	G 3/4" A	25,3	M-GE20SREDCF	
25		400 [1700]	41	46	47	23	40	18	G 1" A	46,5	M-GE25SREDCF
25			41	46	47	23	27	14	G 1/2" A	45,0	M-GE25SR1/2EDCF
30			50	50	50	23,5	50	20	G 1 1/4" A	63,5	M-GE30SREDCF
38			55	60	57	26	55	22	G 1 1/2" A	87,0	M-GE38SREDCF

不带螺母卡套时的订货代号示例: M-GE06LREDCMDCF
order code of items without nut and DS-Ring for example: M-GE06LREDCMDCF

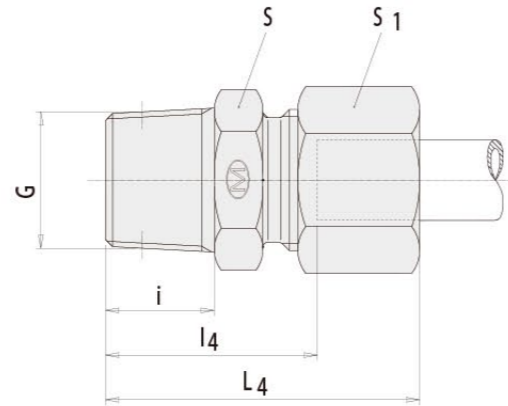
端直通接头-公制螺纹WD型弹性密封

Male Stud Couplings

order code: M-GE-M-ED

钢管外径 pipe OD	系列 PN	S	S ₁	L ₁	l ₁	d ₃	i	G	重量 千克/100件 kg for % pc.	型号 order code		
6	L 500 [2200]	14	14	23	8,5	14	8	M 10 x 1	2,5	M-GE06LMEDCF		
8		17	17	25	10	17	12	M 12 x 1,5	4,0	M-GE08LMEDCF		
10		19	19	26	11	19	12	M 14 x 1,5	4,9	M-GE10LMEDCF		
12		22	22	27	12,5	22	12	M 16 x 1,5	6,8	M-GE12LMEDCF		
12		24	22	27	12,5	24	12	M 18 x 1,5	7,4	M-GE12LM18X1.5EDCF		
12		L 400 [1700]	27	22	29	14	27	14	M 22 x 1,5	10,3	M-GE12LM22X1.5EDCF	
15			24	27	29	13,5	24	12	M 18 x 1,5	9,5	M-GE15LM18X1.5EDCF	
15			27	27	30	15	27	14	M 22 x 1,5	12,0	M-GE15LM22X1.5EDCF	
18			27	32	31	14,5	27	14	M 22 x 1,5	13,7	M-GE18LMEDCF	
22			32	36	33	16,5	32	16	M 26 x 1,5	18,8	M-GE22LMEDCF	
28	250 [1100]		41	41	34	17,5	40	18	M 33 x 2	25,8	M-GE28LMEDCF	
35			50	50	39	17,5	50	20	M 42 x 2	42,0	M-GE35LMEDCF	
42			55	60	42	19	55	22	M 48 x 2	57,5	M-GE42LMEDCF	
6			S 800 [3400]	17	17	28	13	17	12	M 12 x 1,5	4,7	M-GE06SMEDCF
8	19			19	30	15	19	12	M 14 x 1,5	6,5	M-GE08SMEDCF	
10	22	22		31	15	22	12	M 16 x 1,5	8,6	M-GE10SMEDCF		
12	24	24		33	17	24	12	M 18 x 1,5	10,9	M-GE12SMEDCF		
14	630 [2700]	27		27	37	19	26	14	M 20 x 1,5	14,8	M-GE14SMEDCF	
16		27		30	37	18,5	27	14	M 22 x 1,5	16,6	M-GE16SMEDCF	
20		32		36	42	20,5	32	16	M 27 x 2	25,3	M-GE20SMEDCF	
25		400 [1700]		41	46	47	23	40	18	M 33 x 2	46,5	M-GE25SMEDCF
30				50	50	50	23,5	50	20	M 42 x 2	64,4	M-GE30SMEDCF
38				55	60	57	26	55	22	M 48 x 2	87,3	M-GE38SMEDCF

不带螺母卡套时的订货代号示例: M-GE06LMEDOMDCF
order code of items without nut and DS-Ring for example: M-GE06LMEDOMDCF

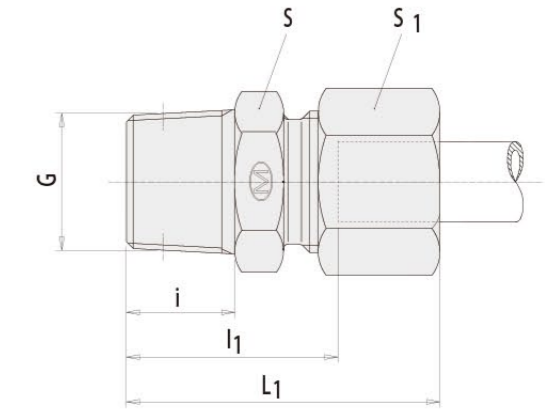


端直通接头-美制锥螺纹
Male Stud Couplings

order code: M-GE-NPT

钢管外径 pipe OD	系列 PN	S	S ₁	L ₄	l ₄	i	G	重量 千克/100件 kg for % pc.	型号 ordercode	
4	LL 100 [400]	11	10	28	18	10	1/8" NPT	1,5	M-GE04LL1/8NPTCF	
6		11	12	28	16,5	10	1/8" NPT	1,5	M-GE06LL1/8NPTCF	
8		12	14	30	18,5	10	1/8" NPT	2,0	M-GE08LL1/8NPTCF	
6	315 [1260]	12	14	32	18	10	1/8" NPT	2,6	M-GE06L1/8NPTCF	
6		17	14	38	23	15,1	1/4" NPT	3,8	M-GE06L1/4NPTCF	
8		17	17	38	23	15	1/4" NPT	4,0	M-GE08L1/4NPTCF	
10		17	19	39	24	15	1/4" NPT	4,8	M-GE10L1/4NPTCF	
10		19	19	40	25	15,2	3/8" NPT	6,0	M-GE10L3/8NPTCF	
12		19	22	40	25	15	3/8" NPT	6,5	M-GE12L3/8NPTCF	
12		19	22	40	25	15,1	1/4" NPT	5,8	M-GE12L1/4NPTCF	
12		24	22	45	30	19,8	1/2" NPT	8,9	M-GE12L1/2NPTCF	
15		24	27	46	31	20	1/2" NPT	11,0	M-GE15L1/2NPTCF	
18		27	32	48	31,5	20	1/2" NPT	13,5	M-GE18L1/2NPTCF	
22	160 [640]	32	36	50	33,5	20	3/4" NPT	19,0	M-GE22L3/4NPTCF	
28		41	41	56	39,5	25	1" NPT	27,5	M-GE28L1NPTCF	
35		46	50	62	40	25,6	1 1/4" NPT	40,5	M-GE35L1 1/4NPTCF	
42		55	60	65	42	26	1 1/2" NPT	57,0	M-GE42L1 1/2NPTCF	
6		S 630 [2520]	17	17	43	26	15	1/4" NPT	5,0	M-GE06S1/4NPTCF
8			17	19	43	28	15	1/4" NPT	5,5	M-GE08S1/4NPTCF
10			19	22	44	27,5	15	3/8" NPT	8,0	M-GE10S3/8NPTCF
10			19	22	44	27,5	15,1	1/4" NPT	7,6	M-GE10S1/4NPTCF
12			22	24	46	29,5	15	3/8" NPT	10,0	M-GE12S3/8NPTCF
12			22	24	46	29,5	15,1	1/4" NPT	9,4	M-GE12S1/4NPTCF
12	24		24	51	34,5	19,8	1/2" NPT	11,9	M-GE12S1/2NPTCF	
14	24		27	54	36	20	1/2" NPT	15,5	M-GE14S1/2NPTCF	
16	27		30	54	35,5	20	1/2" NPT	16,0	M-GE16S1/2NPTCF	
20	32		36	59	37,5	20	3/4" NPT	25,0	M-GE20S3/4NPTCF	
25	400 [1600]	41	46	69	45	25	1" NPT	47,5	M-GE25S1NPTCF	
30		46	50	73	46	25,6	1 1/4" NPT	62,0	M-GE30S1 1/4NPTCF	
38		55	60	80	49	26	1 1/2" NPT	89,0	M-GE38S1 1/2NPTCF	

不带螺母卡套时的订货代号示例: M-GE06S 1/4NPTOMD CFX
order code of items without nut and DS-Ring for example: M-GE06S 1/4NPTOMD CFX

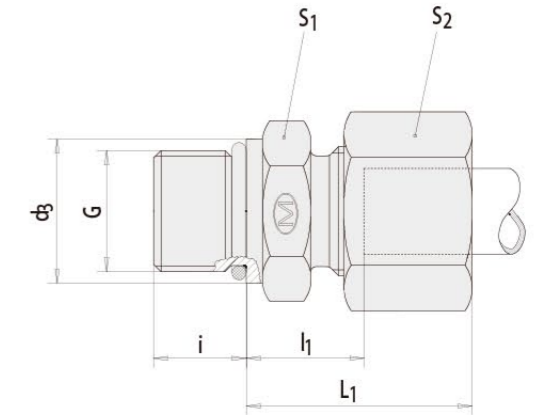
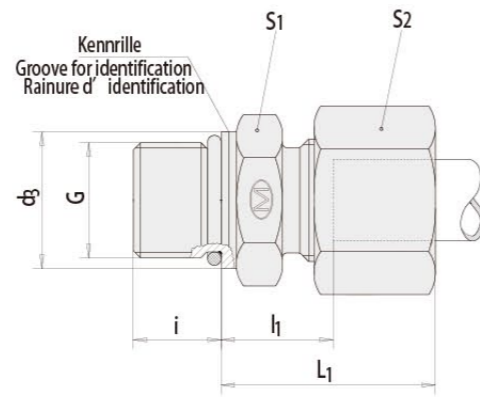


端直通接头-英制锥螺纹
Male Stud Couplings

order code: M-GE- R-KEG

钢管外径 pipe OD	系列 PN	L ₁	l ₁	i	S	S ₁	G	重量 千克/100件 kg for % pc.	型号 ordercode
6	L 315 [1260]	30	15	8	12	14	R 1/8" K	2,2	M-GE06LR1/8KEGCF
8		35	20	12	17	17	R 1/4" K	3,8	M-GE08LR1/4KEGCF
10		37	22	12	17	19	R 1/4" K	4,3	M-GE10LR1/4KEGCF
12		37	22	12	19	22	R 3/8" K	6,0	M-GE12LR3/8KEGCF
15		40	25	14	24	27	R 1/2" K	10,3	M-GE15LR1/2KEGCF
18	160 [640]	42	25,5	14	27	32	R 1/2" K	12,7	M-GE18LR1/2KEGCF
22		46	29,5	16	32	36	R 3/4" K	18,5	M-GE22LR3/4KEGCF
28		51,5	34,5	18	41	41	R 1" K	25,8	M-GE28LR1KEGCF
35		56	34,5	20	50	50	R 1 1/4" K	41,5	M-GE35LR1 1/4KEGCF
42		61	38	22	55	60	R 1 1/2" K	56,7	M-GE42LR1 1/2KEGCF

不带螺母卡套时的订货代号示例: M-GE06LR1/8 KEGOMDCFX
order code of items without nut and DS-Ring for example: M-GE06LR1/8 KEGOMDCFX



端直通接头-公制螺纹O型圈密封
Male Stud Couplings

order code: M-GEO-M

钢管外径 pipe OD	系列 PN	d ₃	i	l ₁	L ₁	S ₁	S ₂	G	O-Ring	重量 千克/100件 kg for % pc.	型号 ordercode
6	L 400 [1700]	14	9,5	8,5	23	14	14	M 10 x 1	8,1 x 1,6	2,4	M-GEO06LMCF
8		17	11	10	25	17	17	M 12 x 1,5	9,3 x 2,2	3,8	M-GEO08LMCF
10		19	11	11	26	19	19	M 14 x 1,5	11,3 x 2,2	5,1	M-GEO10LMCF
12		22	12,5	12,5	27	22	22	M 16 x 1,5	13,3 x 2,2	6,8	M-GEO12LMCF
15		24	14	13,5	29	24	27	M 18 x 1,5	15,3 x 2,2	9,5	M-GEO15LMCF
18	250 [1100]	27	15	14,5	31	27	32	M 22 x 1,5	19,3 x 2,2	14,0	M-GEO18LMCF
22		32	18,5	16,5	33	32	36	M 27 x 2	23,6 x 2,9	18,8	M-GEO22LMCF
28		41	18,5	17,5	34	41	41	M 33 x 2	29,6 x 2,9	26,8	M-GEO28LMCF
35		50	19	17,5	39	50	50	M 42 x 2	38,6 x 2,9	43,4	M-GEO35LMCF
6		S 630 [2700]	17	11	13	28	17	17	M 12 x 1,5	9,3 x 2,2	4,8
8	19		11	15	30	19	19	M 14 x 1,5	11,3 x 2,2	6,4	M-GEO08SMCF
10	22		12,5	15	31	22	22	M 16 x 1,5	13,3 x 2,2	8,6	M-GEO10SMCF
12	24		14	17	33	24	24	M 18 x 1,5	15,3 x 2,2	10,9	M-GEO12SMCF
16	27		15	18,5	37	27	30	M 22 x 1,5	19,3 x 2,2	16,6	M-GEO16SMCF
20	400 [1700]	32	18,5	20,5	42	32	36	M 27 x 2	23,6 x 2,9	26,2	M-GEO20SMCF
25		41	18,5	23	47	41	46	M 33 x 2	29,6 x 2,9	48,8	M-GEO25SMCF
30		50	19	23,5	50	50	50	M 42 x 2	38,6 x 2,9	66,2	M-GEO30SMCF

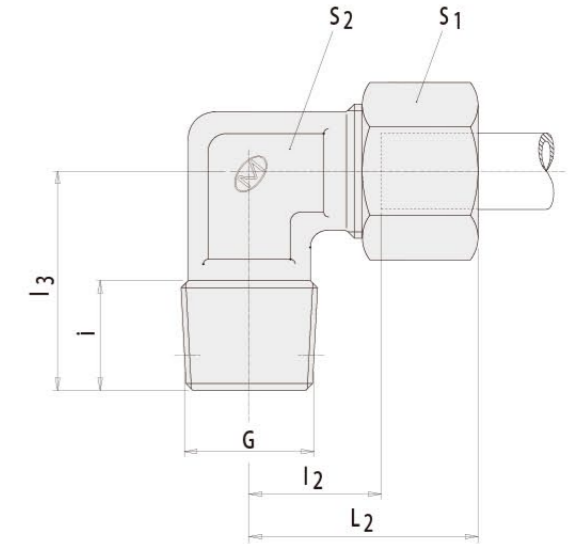
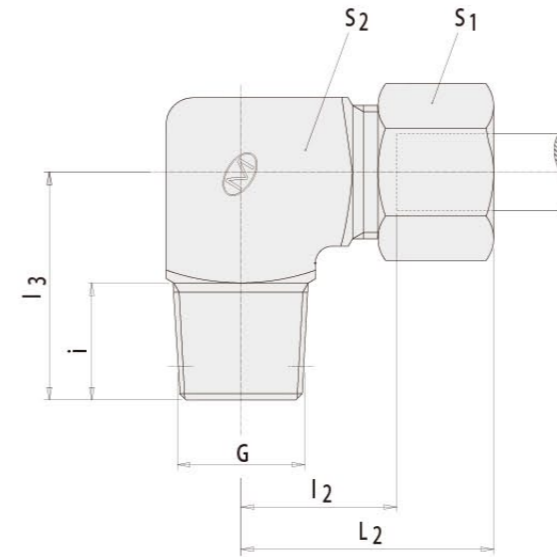
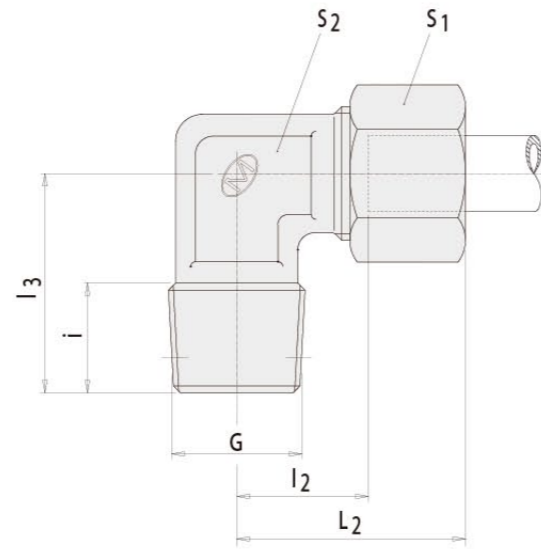
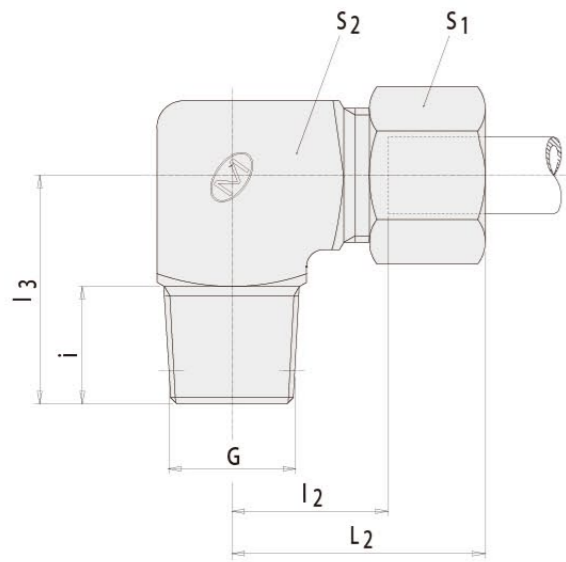
不带螺母卡套时的订货代号示例: M-GEO 06LMOMDCF
order code of items without nut and DS-Ring for example: M-GEO 06LMOMDCF

端直通接头-美制螺纹O型圈密封
Male Stud Couplings

order code: M-GE-UNF/UN

钢管外径 pipe OD	系列 PN	d ₃	i	l ₁	L ₁	S ₁	S ₂	G	O-Ring	重量 千克/100件 kg for % pc.	型号 ordercode	
8	L 400 [1700]	14	9	10	25	17	17	7/16-20 UNF-2A	8,92 x 1,83	3,6	M-GE08L7/16UNFCF	
10		14	9	11	26	17	19	7/16-20 UNF-2A	8,92 x 1,83	4,2	M-GE10L7/16UNFCF	
12		17	10	11	26	19	22	9/16-18 UNF-2A	12,00 x 2,00	5,6	M-GE12L9/16UNFCF	
12		22	11	13	28	24	22	3/4-16 UNF-2A	16,36 x 2,21	7,6	M-GE12L3/4UNFCF	
12		27	12,7	14,3	29	27	22	7/8-14 UNF-2A	19,18 x 2,46	10,1	M-GE12L7/8UNFCF	
15		22	11	14	29	24	27	3/4-16 UNF-2A	16,36 x 2,21	9,7	M-GE15L3/4UNFCF	
15		27	12,7	15,3	30	27	27	7/8-14 UNF-2A	19,18 x 2,46	12,0	M-GE15L7/8UNFCF	
18		22	11	14,5	31	27	32	3/4-16 UNF-2A	16,36 x 2,21	13,1	M-GE18L3/4UNFCF	
18		27	12,7	14,8	31	27	32	7/8-14 UNF-2A	19,18 x 2,46	13,7	M-GE18L7/8UNFCF	
22		27	12,7	16,8	33	32	36	7/8-14 UNF-2A	19,18 x 2,46	18,0	M-GE22L7/8UNFCF	
22		32	15	16,5	33	32	36	11/16-12 UN -2A	23,47 x 2,95	18,8	M-GE22L1 1/16UNCF	
22		41	15	17,5	34	41	36	15/16-12 UN -2A	29,74 x 2,95	24,8	M-GE22L1 5/16UNCF	
28		250 [1100]	32	15	17,5	34	41	41	11/16-12 UN -2A	23,47 x 2,95	25,2	M-GE28L1 1/16UNCF
28			41	15	17,5	34	41	41	15/16-12 UN -2A	29,74 x 2,95	26,2	M-GE28L1 5/16UNCF
35			41	15	17,5	39	46	50	15/16-12 UN -2A	37,46 x 2,95	37,6	M-GE35L1 5/16UNCF
35	50		15	17,5	39	50	50	15/8-12 UN -2A	37,46 x 3	41,0	M-GE35L1 5/8UNCF	
42	50		15	19	42	55	60	15/8-12 UN -2A	37,46 x 3	57,6	M-GE42L1 5/8UNCF	
8	S 630 [2700]	14	9	15	30	17	19	7/16-20 UNF-2A	8,92 x 1,83	5,4	M-GE08S7/16UNFCF	
10		17	10	14,5	31	19	22	9/16-18 UNF-2A	12,00 x 2,00	7,4	M-GE10S9/16UNFCF	
12		17	10	14,5	31	22	24	9/16-18 UNF-2A	12,00 x 2,00	8,6	M-GE12S9/16UNFCF	
12		22	11	17,5	34	24	24	3/4-16 UNF-2A	16,36 x 2,21	10,9	M-GE12S3/4UNFCF	
16		22	11	15,5	34	24	30	3/4-16 UNF-2A	16,36 x 2,21	13,5	M-GE16S3/4UNFCF	
16		27	12,7	18,8	37	27	30	7/8-14 UNF-2A	19,18 x 2,46	16,4	M-GE16S7/8UNFCF	
20		22	11	20,5	42	32	36	3/4-16 UNF-2A	16,36 x 2,21	24,0	M-GE20S3/4UNFCF	
20		27	12,7	20,8	42	32	36	7/8-14 UNF-2A	19,18 x 2,46	25,2	M-GE20S7/8UNFCF	
20		32	15	20,5	42	32	36	11/16-12 UN -2A	23,47 x 2,95	26,0	M-GE20S1 1/16UNCF	
25		32	15	23	47	36	46	11/16-12 UN -2A	23,47 x 2,95	42,5	M-GE25S1 1/16UNCF	
25		41	15	23	47	41	46	15/16-12 UN -2A	29,74 x 2,95	47,7	M-GE25S1 5/16UNCF	
30		41	15	23,5	50	46	50	15/16-12 UN -2A	29,74 x 2,95	56,3	M-GE30S1 5/16UNCF	
30		50	15	23,5	50	50	50	15/8-12 UN -2A	37,46 x 3	63,4	M-GE30S1 5/8UNCF	
38		50	15	26	57	55	60	15/8-12 UN -2A	37,46 x 3	89,4	M-GE38S1 5/8UNCF	

不带螺母卡套时的订货代号示例: M-GE 08L 7/16 UNFOMDCF
order code of items without nut and DS-Ring for example: M-GE 08L 7/16 UNFOMDCF



端直角接头-英制锥螺纹
端直角接头-公制螺纹
Male Stud Elbows

order code: M-WE-R(KEG) order code: M-WE-M(KEG)

钢管外径 pipe OD	系列 PN	S ₁	S ₂	L ₂	l ₂	l ₃	i	G	重量 千克/100件 kg for % pc.	型号 ordercode	G	重量 千克/100件 kg for % pc.	型号 ordercode
4	LL 100 [400]	10	11	21	11	17	8	R 1/8" K	2,2	M-WE04LLRCF	M 8x1 K	2,1	M-WE04LLMCF
6		12	11	21	9,5	17	8	R 1/8" K	2,5	M-WE06LLRCF	M 10x1 K	2,5	M-WE06LLMCF
8		14	12	23	11,5	20	8	R 1/8" K	3,4	M-WE08LLRCF	M 10x1 K	3,4	M-WE08LLMCF
6	L 315 [1260]	14	12	27	12	20	8	R 1/8" K	4,0	M-WE06LRCF	M 10x1 K	4,0	M-WE06LMCF
8		17	14	29	14	26	12	R 1/4" K	6,6	M-WE08LRCF	M 12x1,5 K	6,6	M-WE08LMCF
10		19	17	30	15	27	12	R 1/4" K	8,3	M-WE10LRCF	M 14x1,5 K	8,3	M-WE10LMCF
12	S 630* [2520]	22	19	32	17	28	12	R 3/8" K	11,8	M-WE12LRCF	M 16x1,5 K	11,8	M-WE12LMCF
15		27	19	36	21	34 ²	14 ²	R 1/2" K	13,0	M-WE15LRCF	M 18x1,5 K	12,0	M-WE15LMCF
18		32	24	40	23,5	36	14	R 1/2" K	16,6	M-WE18LRCF	M 22x1,5 K	19,1	M-WE18LMCF
6	S 630* [2520]	17	14	31	16	26	12	R 1/4" K	7,2	M-WE06SRCF	M 12x1,5 K	7,5	M-WE06SMCF
8		19	17	32	17	27	12	R 1/4" K	8,8	M-WE08SRCF	M 14x1,5 K	10,0	M-WE08SMCF
10		22	19	34	17,5	28	12	R 3/8" K	13,4	M-WE10SRCF	M 16x1,5 K	13,8	M-WE10SMCF
12	400 [1600]	24	22	38	21,5	28	12	R 3/8" K	16,5	M-WE12SRCF	M 18x1,5 K	16,5	M-WE12SMCF
14		27	19	40	22	32	14	R 1/2" K	15,3	M-WE14SRCF	M 20x1,5 K	15,3	M-WE14SMCF
16		30	24	43	24,5	32	14	R 1/2" K	17,9	M-WE16SRCF	M 22x1,5 K	19,0	M-WE16SMCF

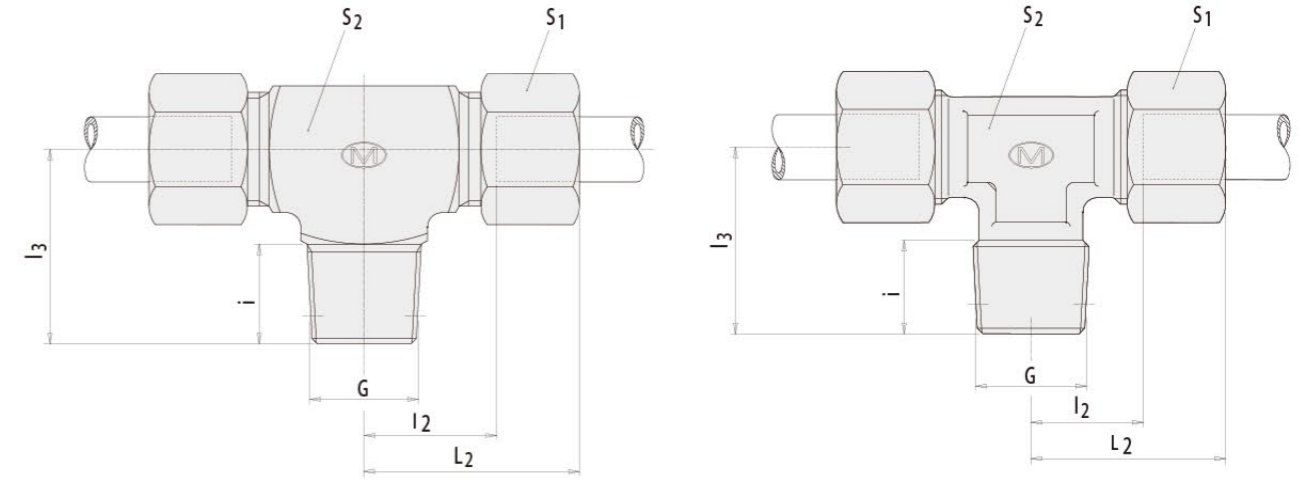
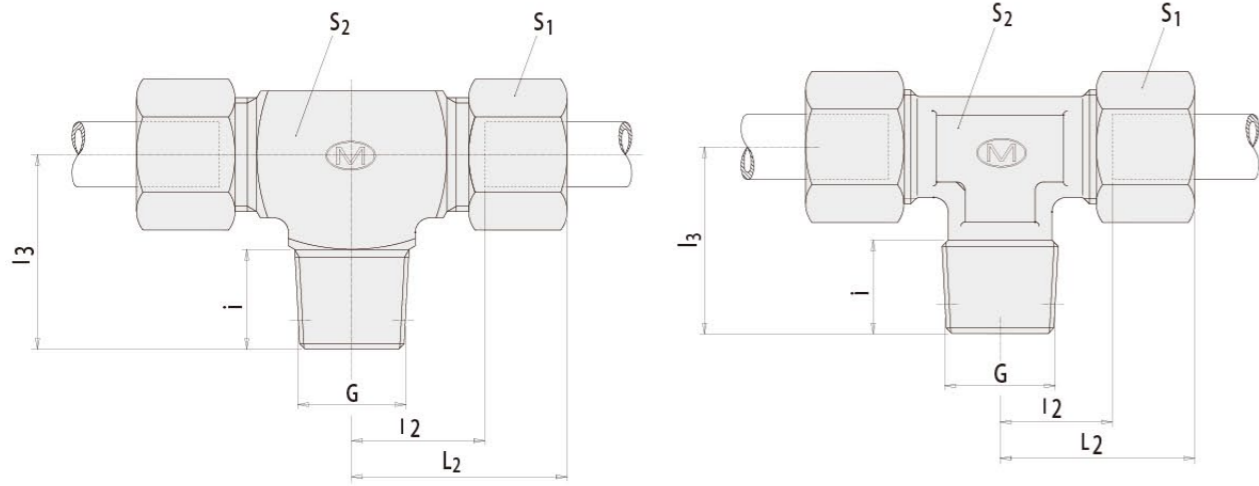
不带母卡套时的订货代号示例: M-WE12LROMDCFX
order code of items without nut and DS-Ring for example: M-WE12LROMDCFX

端直角接头-美制锥螺纹
Male Stud Elbows

order code: M-WE-NPT

钢管外径 pipe OD	系列 PN	S ₁	S ₂	L ₂	l ₂	l ₃	i	G	重量 千克/100件 kg for % pc.	型号 ordercode
4	LL 100 [400]	10	11	21	11	17	10	1/8" NPT	2,1	M-WE04LL1/8NPTCF
6		12	11	21	9,5	17	10	1/8" NPT	2,4	M-WE06LL1/8NPTCF
8		14	12	23	11,5	20	10	1/8" NPT	3,3	M-WE08LL1/8NPTCF
6	L 315 [1260]	14	12	27	12	20	10	1/8" NPT	4,0	M-WE06L1/8NPTCF
8		17	14	29	14	26	15	1/4" NPT	6,3	M-WE08L1/4NPTCF
10		19	17	30	15	27	15	1/4" NPT	8,2	M-WE10L1/4NPTCF
12	160 [640]	22	19	32	17	28	15	3/8" NPT	11,6	M-WE12L3/8NPTCF
15		27	19	36	21	34	20	1/2" NPT	14,0	M-WE15L1/2NPTCF
18		32	24	40	23,5	36	20	1/2" NPT	16,5	M-WE18L1/2NPTCF
22	S 630 [2520]	36	27	44	27,5	42	20	3/4" NPT	23,5	M-WE22L3/4NPTCF
28		41	36	47	30,5	48	25	1" NPT	37,5	M-WE28L1NPTCF
35		50	41	56	34,5	54	25,5	1 1/4" NPT	57,5	M-WE35L1 1/4NPTCF
42	400 [1600]	60	50	63	40	61	26	1 1/2" NPT	83,0	M-WE42L1 1/2NPTCF
6		17	14	31	16	26	15	1/4" NPT	6,9	M-WE6S1/4NPTCF
8		19	17	32	17	27	15	1/4" NPT	8,5	M-WE8S1/4NPTCF
10	S 630 [2520]	22	19	34	17,5	28	15	3/8" NPT	13,3	M-WE10S3/8NPTCF
12		24	22	38	21,5	28	15	3/8" NPT	16,8	M-WE12S3/8NPTCF
14		27	19	40	22	34	20	1/2" NPT	16,6	M-WE14S1/2NPTCF
16	400 [1600]	30	24	43	24,5	36	20	1/2" NPT	18,6	M-WE16S1/2NPTCF
20		36	27	48	26,5	42	20	3/4" NPT	30,0	M-WE20S3/4NPTCF
25		46	36	54	30	48	25	1" NPT	56,5	M-WE25S1NPTCF
30	400 [1600]	50	41	62	35,5	54	25,5	1 1/4" NPT	82,0	M-WE30S1 1/4NPTCF
38		60	50	72	41	61	26	1 1/2" NPT	116,0	M-WE38S1 1/2NPTCF

不带螺母卡套时的订货代号示例: M-WE 06L 1/8NPT CFX
order code of items without nut and DS-Ring for example: M-WE 06L 1/8NPT CFX



端三通接头-英制锥螺纹
端直角三通接头-公制螺纹
Male Stud Branch Tees

order code: M-TE-R(KEG) M-TE-M(KEG)

钢管外径 pipe OD	系列 PN	S ₁	S ₂	L ₂	L ₃	L ₂	i	G	重量 千克/100件 kg for % pc.	型号 ordercode	G	重量 千克/100件 kg for % pc.	型号 ordercode
4	LL 100 [400]	10	11	21	11	17	8	R 1/8" K	2,9	M-TE 4-RLLCF	M 8x1 K	2,8	M-TE 4-MLLCF
6		12	11	21	9,5	17	8	R 1/8" K	3,4	M-TE 6-RLLCF	M 10x1 K	3,4	M-TE 6-MLLCF
8		14	12	23	11,5	20	8	R 1/8" K	4,7	M-TE 8-RLLCF	M 10x1 K	4,7	M-TE 8-MLLCF
6	L 315 [1260]	14	12	27	12	20	8	R 1/8" K	6,0	M-TE 6-R LCF	M 10x1 K	6,0	M-TE 6-MLCF
8		17	14	29	14	26	12	R 1/4" K	9,2	M-TE 8-R LCF	M 12x1,5 K	9,2	M-TE 8-MLCF
10		19	17	30	15	27	12	R 1/4" K	11,7	M-TE 10-R LCF	M 14x1,5 K	11,7	M-TE 10-MLCF
12	S 400 [1600]	22	19	32	17	28	12	R 3/8" K	16,0	M-TE 12-R LCF	M 16x1,5 K	16,0	M-TE 12-MLCF
15		27	19	36	21	34 ²	14 ²	R 1/2" K	20,3	M-TE 15-R LCF	M 18x1,5 K	19,3	M-TE 15-MLCF
18		32	24	40	23,5	36	14	R 1/2" K	29,2	M-TE 18-R LCF	M 22x1,5 K	29,2	M-TE 18-MLCF
6	S 630 [2520]	17	14	31	16	26	12	R 1/4" K	10,9	M-TE 6-R SCF	M 12x1,5 K	10,9	M-TE 6-MSCF
8		19	17	32	17	27	12	R 1/4" K	14,0	M-TE 8-R SCF	M 14x1,5 K	14,0	M-TE 8-MSCF
10		22	19	34	17,5	28	12	R 3/8" K	19,0	M-TE 10-R SCF	M 16x1,5 K	19,0	M-TE 10-MSCF
12	400 [1600]	24	22	38	21,5	28	12	R 3/8" K	24,5	M-TE 12-R SCF	M 18x1,5 K	24,5	M-TE 12-MSCF
14		27	19	40	22	32	14	R 1/2" K	24,4	M-TE 14-R SCF	M 20x1,5 K	24,4	M-TE 14-MSCF
16		30	24	43	24,5	32	14	R 1/2" K	28,4	M-TE 16-R SCF	M 22x1,5 K	28,4	M-TE 16-MSCF

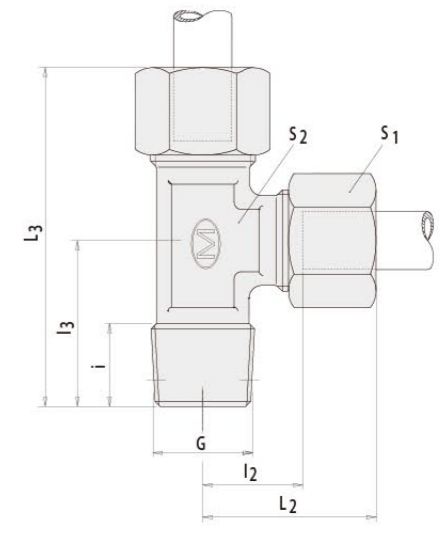
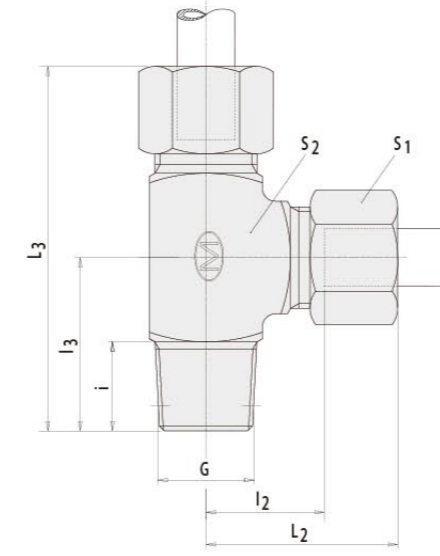
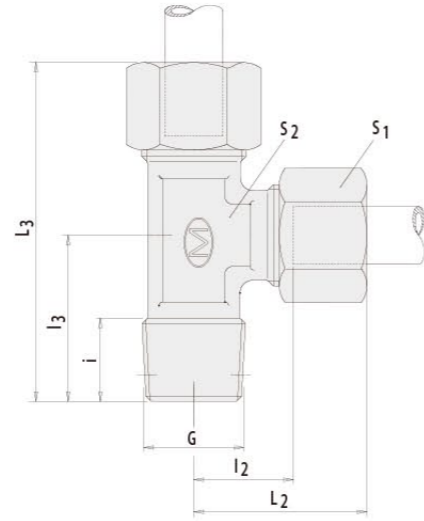
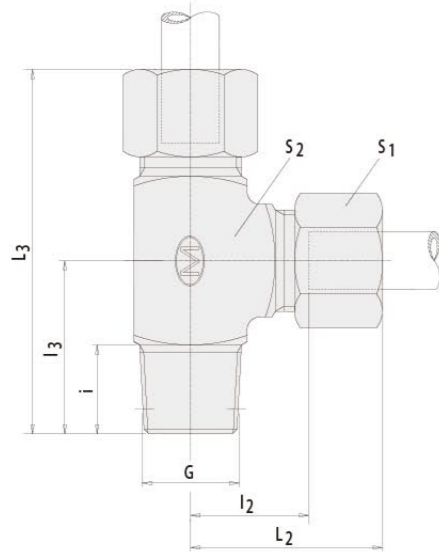
不带螺母卡套时的订货代号示例: M-TE-4RLLCFX
order code of items without nut and DS-Ring for example: M-TE-4RLLCFX

端三通接头-美制锥螺纹
Male Stud Branch Tees

order code: M-TE-NPT

钢管外径 pipe OD	系列 PN	S ₁	S ₂	L ₂	L ₃	L ₂	i	G	重量 千克/100件 kg for % pc.	型号 ordercode
4	LL 100 [400]	10	11	21	17	11	10	1/8" NPT	2,2	M-TE 4-LL/NPT
6		12	11	21	17	9,5	10	1/8" NPT	2,8	M-TE 6-LL/NPT
8		14	12	23	20	11,5	10	1/8" NPT	3,7	M-TE 8-LL/NPT
6	L 315 [1260]	14	12	27	20	12	10	1/8" NPT	4,5	M-TE 6-L/NPT
8		17	14	29	26	14	15	1/4" NPT	6,5	M-TE 8-L/NPT
10		19	17	30	27	15	15	1/4" NPT	8,5	M-TE 10-L/NPT
12	160 [640]	22	19	32	28	17	15	3/8" NPT	12,0	M-TE12-L/NPT
15		27	19	36	34	21	20	1/2" NPT	21,0	M-TE15-L/NPT
18		32	24	40	36	23,5	20	1/2" NPT	28,0	M-TE18-L/NPT
22	S 630 [2520]	36	27	44	42	27,5	20	3/4" NPT	38,0	M-TE22-L/NPT
28		41	36	47	48	30,5	25	1" NPT	56,0	M-TE 28-L/NPT
35		50	41	56	54	34,5	25,5	1 1/4" NPT	91,0	M-TE 35-L/NPT
42	400 [1600]	60	50	63	61	40	26	1 1/2" NPT	137,0	M-TE42-L/NPT
6		17	14	31	26	16	15	1/4" NPT	8,5	M-TE 6-S/NPT
8		19	17	32	27	17	15	1/4" NPT	10,5	M-TE 8-S/NPT
10	S 630 [2520]	22	19	34	28	17,5	15	3/8" NPT	15,0	M-TE 10-S/NPT
12		24	22	38	28	21,5	15	3/8" NPT	18,0	M-TE 12-S/NPT
14		27	19	40	34	22	20	1/2" NPT	25,0	M-TE 14-S/NPT
16	400 [1600]	30	24	43	36	24,5	20	1/2" NPT	34,5	M-TE 16-S/NPT
20		36	27	48	42	26,5	20	3/4" NPT	49,5	M-TE 20-S/NPT
25		46	36	54	48	30	25	1" NPT	92,5	M-TE 25-S/NPT
30	400 [1600]	50	41	62	54	35,5	25,5	1 1/4" NPT	128,0	M-TE30-S/NPT
38		60	50	72	61	41	26	1 1/2" NPT	189,0	M-TE38-S/NPT

不带螺母卡套时的订货代号示例: M-TE 4LL/NPTCFX
order code of items without nut and DS-Ring for example: M-TE 4LL/NPTCFX



直路端三通接头-英制锥螺纹
直路端三通接头-公制锥螺纹
Male Stud Branch Tees

order code: M-LE-R(KEG) order code: M-LE-M(KEG)

钢管外径 pipe OD	系列 PN	S ₁	S ₂	L ₂	l ₂	l ₃	L ₃	i	G	重量 千克/100件 kg for % pc.	型号 ordercode	G	重量 千克/100件 kg for % pc.	型号 ordercode
4	LL 100 [400]	10	11	21	11	17	38	8	R 1/8" K	2,9	M-LE 4-RLLCF	M 8x1K	2,8	M-LE 4MLLCF
6		12	11	21	9,5	17	38	8	R 1/8" K	3,5	M-LE 6-RLLCF	M10x1K	3,5	M-LE 6MLLCF
8		14	12	23	11,5	20	43	8	R 1/8" K	4,7	M-LE 8-RLLCF	M10x1K	4,7	M-LE 8MLLCF
6	L 315 [1260]	14	12	27	12	20	47	8	R 1/8" K	6,0	M-LE 6-RLCF	M10x1K	6,0	M-LE 6MLCF
8		17	14	29	14	26	55	12	R 1/4" K	9,1	M-LE 8-RLCF	M12x1,5K	9,1	M-LE 8MLCF
10		19	17	30	15	27	57	12	R 1/4" K	11,4	M-LE 10-RLCF	M14x1,5K	11,4	M-LE 10MLCF
12		22	19	32	17	28	60	12	R 3/8" K	16,2	M-LE 12-RLCF	M16x1,5K	16,2	M-LE 12MLCF
15		27	19	36	21	34 ²	70 ²	14 ²	R 1/2" K	20,0	M-LE 15-RLCF	M18x1,5K	18,6	M-LE 15MLCF
18		32	24	40	23,5	36	76	14	R 1/2" K	26,7	M-LE 18-RLCF	M22x1,5K	26,6	M-LE 18MLCF
6	S 400 [1600]	17	14	31	16	26	57	12	R 1/4" K	10,8	M-LE 6-RLCF	M12x1,5K	10,8	M-LE 6MSCF
8		19	17	32	17	27	59	12	R 1/4" K	13,8	M-LE 8-RLCF	M14x1,5K	13,8	M-LE 8MSCF
10		22	19	34	17,5	28	62	12	R 3/8" K	19,0	M-LE 10-RLCF	M16x1,5K	19,0	M-LE 10MSCF
12		24	22	38	21,5	28	66	12	R 3/8" K	24,3	M-LE 12-RLCF	M18x1,5K	24,3	M-LE 12MSCF
14		27	19	40	22	32	72	14	R 1/2" K	23,4	M-LE 14-RLCF	M20x1,5K	23,8	M-LE 14MSCF
16		30	24	43	24,5	32	75	14	R 1/2" K	30,7	M-LE 16-RLCF	M22x1,5K	31,9	M-LE 16MSCF

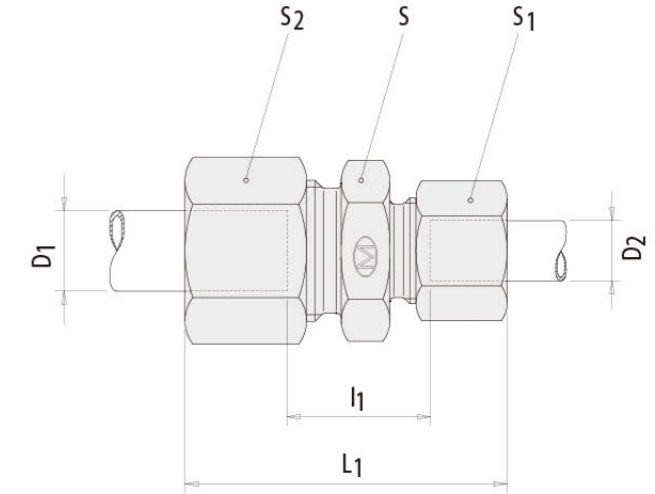
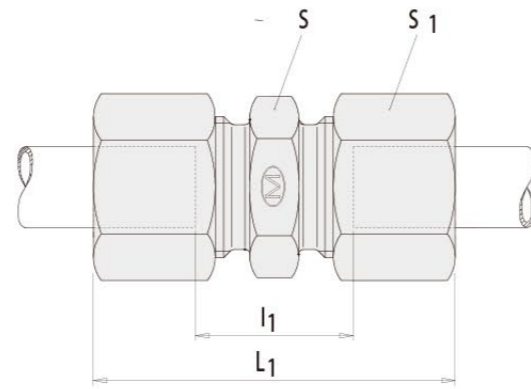
不带螺母卡套时的订货代号示例: M-LE-4RLLCFX
order code of items without nut and DS-Ring for example: M-LE-4RLLCFX

直路端三通接头-美制锥螺纹
Male Stud Barrel Tees

order code: M-LE-NPT

钢管外径 pipe OD	系列 PN	S ₁	S ₂	L ₂	l ₂	l ₃	L ₃	i	G	重量 千克/100件 kg for % pc.	型号 ordercode
4	LL 100 [400]	10	9	21	11	15	36	10	1/8" NPT	2,3	M-LE 4-LL/NPTCF
6		12	9	21	9,5	15	36	10	1/8" NPT	2,9	M-LE 6-LL/NPTCF
8		14	12	23	11,5	19	42	10	1/8" NPT	3,7	M-LE 8-LL/NPTCF
6	L 315 [1260]	14	12	27	12	19	46	10	1/8" NPT	5,0	M-LE 6-L/NPTCF
8		17	14	29	14	23	52	15	1/4" NPT	6,5	M-LE 8-L/NPTCF
10		19	17	30	15	24	54	15	1/4" NPT	8,5	M-LE 10-L/NPTCF
12		22	19	32	17	25	57	15	3/8" NPT	12,5	M-LE 12-L/NPTCF
15		27	19	36	21	30	66	20	1/2" NPT	20,5	M-LE 15-L/NPTCF
18		32	24	40	23,5	33	73	20	1/2" NPT	26,5	M-LE 18-L/NPTCF
22	160 [640]	36	27	44	27,5	42	86	20	3/4" NPT	36,5	M-LE 22-L/NPTCF
28		41	36	47	30,5	48	95	25	1" NPT	56,0	M-LE 28-L/NPTCF
35		50	41	56	34,5	54	110	25,5	1 1/4" NPT	81,0	M-LE 35-L/NPTCF
42	S 630 [2520]	60	50	63	40	61	124	26	1 1/2" NPT	115,0	M-LE 42-L/NPTCF
6		17	14	31	16	23	54	15	1/4" NPT	9,0	M-LE 6-S/NPTCF
8		19	17	32	17	24	56	15	1/4" NPT	10,5	M-LE 8-S/NPTCF
10		22	19	34	17,5	25	59	15	3/8" NPT	15,6	M-LE 10-S/NPTCF
12		24	22	38	21,5	28	66	15	3/8" NPT	18,0	M-LE 12-S/NPTCF
14		27	19	40	22	30	70	20	1/2" NPT	24,5	M-LE 14-S/NPTCF
16		30	24	43	24,5	33	76	20	1/2" NPT	32,0	M-LE 16-S/NPTCF
20		36	27	48	26,5	42	90	20	3/4" NPT	49,0	M-LE 20-S/NPTCF
25	400 [1600]	46	36	54	30	48	102	25	1" NPT	82,2	M-LE 25-S/NPTCF
30		50	41	62	35,5	54	116	25,5	1 1/4" NPT	109,5	M-LE 30-S/NPTCF
38		60	50	72	41	61	133	26	1 1/2" NPT	155,0	M-LE 38-S/NPTCF

不带螺母卡套时的订货代号示例: M-LE 4LL/NPT CFX
order code of items without nut and DS-Ring for example: M-LE 4LL/NPT CFX



直通接头
Straight Couplings

order code: M-G

钢管外径 pipe OD	系列 PN	S	S ₁	L ₁	l ₁	重量 千克/100件 kg for % pc.	型号 ordercode
4	LL	9	10	31	12	1,4	M-G04LLCF
6	100 [400]	11	12	32	9	2,1	M-G06LLCF
8		12	14	35	12	2,6	M-G08LLCF
6	L	12	14	39	10	3,5	M-G06LCF
8	500 [2200]	14	17	40	11	4,9	M-G08LCF
10		17	19	42	13	6,9	M-G10LCF
12		19	22	43	14	8,5	M-G12LCF
15	400 [1700]	24	27	46	16	13,8	M-G15LCF
18		27	32	48	16	19,5	M-G18LCF
22		32	36	52	20	26,2	M-G22LCF
28	250 [1100]	41	41	54	21	31,5	M-G28LCF
35		46	50	63	20	49,4	M-G35LCF
42		55	60	66	21	72,8	M-G42LCF
6	S	14	17	45	16	5,9	M-G06SCF
8	800 [3400]	17	19	47	18	7,8	M-G08SCF
10		19	22	49	17	11,0	M-G10SCF
12		22	24	51	19	13,6	M-G12SCF
14	630 [2700]	24	27	57	22	18,2	M-G14SCF
16		27	30	57	21	22,3	M-G16SCF
20		32	36	66	23	34,7	M-G20SCF
25		41	46	74	26	66,9	M-G25SCF
30	400 [1700]	46	50	80	27	80,9	M-G30SCF
38		55	60	90	29	119,4	M-G38SCF

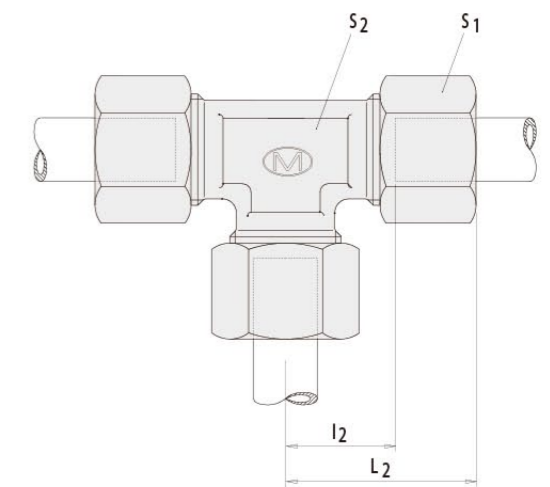
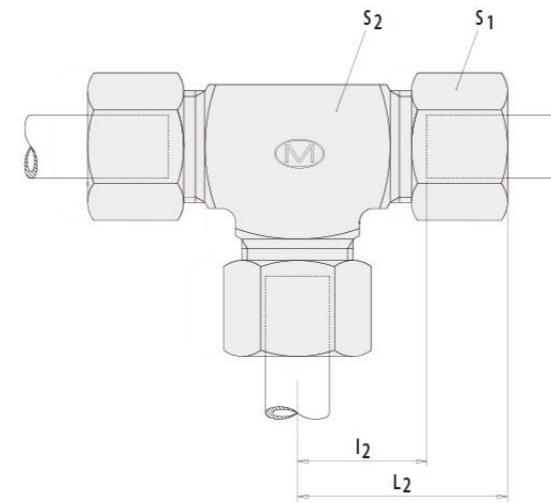
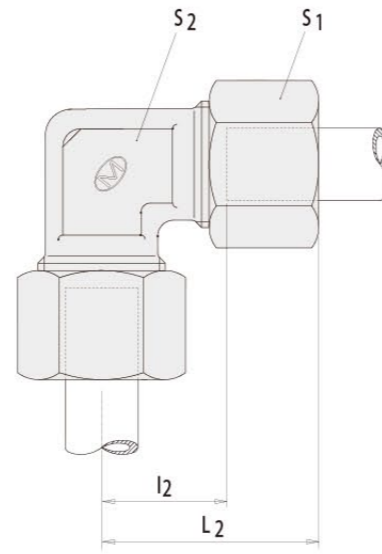
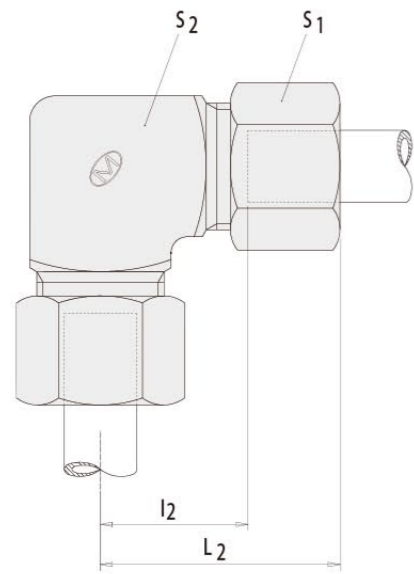
不带螺母卡套时的订货代号示例: M-G 12LCFX
order code of items without nut and DS-Ring for example: M-G 12LCFX

直通变径接头
Straight reducing Couplings

order code: M-GR

钢管外径 pipe OD D ₁ D ₂	系列 PN	L ₁ ≈	l ₁	S	S ₁	S ₂	重量 千克/100件 kg for % pc.	型号 ordercode
6 4	LL	32	10,5	11	10	12	1,8	M-GR06/04LLCF
8 4	100 [400]	34	12,5	12	10	14	2,1	M-GR08/04LLCF
8 6		34	11	12	12	14	2,3	M-GR08/06LLCF
8 6	L	40	11	14	14	17	4,3	M-GR08/06LCF
10 6	500 [2200]	41	12	17	14	19	5,2	M-GR08/06LCF
10 8		41	12	17	17	19	5,7	M-GR10/08LCF
12 6		42	13	19	14	22	6,5	M-GR12/06LCF
12 8		42	13	19	17	22	7,0	M-GR12/08LCF
12 10		43	14	19	19	22	7,5	M-GR12/10LCF
15 10	400 [1700]	45	15	24	19	27	10,7	M-GR15/10LCF
15 12		45	15	24	22	27	11,4	M-GR15/12LCF
18 10		46	15,5	27	19	32	14,3	M-GR18/10LCF
18 12		46	15,5	27	22	32	15,0	M-GR18/12LCF
18 15		48	16,5	27	27	32	17,2	M-GR18/15LCF
22 12		48	17,5	32	22	36	19,3	M-GR22/12LCF
22 15		50	18,5	32	27	36	21,8	M-GR22/15LCF
22 18		50	18	32	32	36	23,8	M-GR22/18LCF
28 18	250 [1100]	52	19	41	32	41	30,6	M-GR28/18LCF
28 22		54	21	41	36	41	32,6	M-GR28/22LCF
35 22		59	21	46	36	50	44,3	M-GR35/22LCF
35 28		59	21	46	41	50	46,1	M-GR35/28LCF
8 6	S	47	18	17	17	19	7,4	M-GR08/06SCF
10 6	800 [3400]	48	17,5	19	17	22	9,1	M-GR10/06SCF
10 8		48	17,5	19	19	22	9,5	M-GR10/08SCF
12 6		50	19,5	22	17	24	11,1	M-GR12/06SCF
12 8		50	19,5	22	19	24	11,5	M-GR12/08SCF
12 10		51	19	22	22	24	12,7	M-GR12/10SCF
14 10	630 [2700]	54	20,5	24	22	27	15,6	M-GR14/10SCF
14 12		54	20,5	24	24	27	16,2	M-GR14/12SCF
16 12		54	20	27	24	30	18,8	M-GR16/12SCF
16 14		57	21,5	27	27	30	21,2	M-GR16/14SCF
20 10		60	22	32	22	36	27,1	M-GR20/10SCF
20 12		60	22	32	24	36	27,7	M-GR20/12SCF
20 16		63	23	32	30	36	31,3	M-GR20/16SCF
25 16	400 [1700]	68	25,5	41	30	46	51,2	M-GR25/16SCF
25 20		71	25,5	41	36	46	56,4	M-GR25/20SCF
30 20		74	26	46	36	50	65,1	M-GR30/20SCF
30 25		77	26,5	46	46	50	77,8	M-GR30/25SCF
38 30		87	29,5	55	50	60	110,3	M-GR38/30SCF

不带螺母卡套时的订货代号示例: M-GR08/06LCFX
order code of items without nut and DS-Ring for example: M-GR08/06LCFX



直角接头
Equal Elbows

order code: M-W

钢管外径 pipe OD	系列 PN	S ₁	S ₂	L ₂	l ₂	重量 千克/100件 kg for % pc.	型号 ordercode
4	LL	10	9	21	11	2,5	M-W04LLCF
6	100 [400]	12	11	21	9,5	2,8	M-W06LLCF
8		14	12	23	11,5	3,8	M-W08LLCF
6	L	14	12	27	12	4,9	M-W06LCF
8	500 [2200]	17	14	29	14	7,6	M-W08LCF
10		19	17	30	15	9,6	M-W10LCF
12		22	19	32	17	13,5	M-W12LCF
15	400 [1700]	27	19	36	21	15,8	M-W15LCF
18		32	24	40	23,5	23,9	M-W18LCF
22		36	27	44	27,5	31,7	M-W22LCF
28	250 [1100]	41	36	47	30,5	42,0	M-W28LCF
35		50	41	56	34,5	75,9	M-W35LCF
42		60	50	63	40	107,8	M-W42LCF
6	S	17	14	31	16	8,5	M-W6SCF
8	800 [3400]	19	17	32	17	11,7	M-W8SCF
10		22	19	34	17,5	16,1	M-W10SCF
12		24	22	38	21,5	20,5	M-W12SCF
14	630 [2700]	27	19	40	22	20,7	M-W14SCF
16		30	24	43	24,5	25,0	M-W16SCF
20		36	27	48	26,5	40,7	M-W20SCF
25		46	36	54	30	77,6	M-W25SCF
30	400 [1700]	50	41	62	35,5	97,4	M-W30SCF
38		60	50	72	41	131,8	M-W38SCF

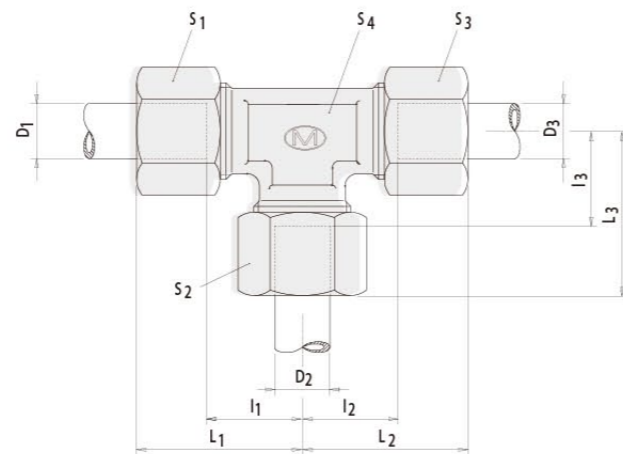
不带螺母卡套时的订货代号示例: M-W 06LCFX
order code of items without nut and DS-Ring for example: M-W 06LCFX

三通接头
Equal Tees

order code: M-T

钢管外径 pipe OD	系列 PN	S ₁	S ₂	L ₂	l ₂	重量 千克/100件 kg for % pc.	型号 ordercode
4	LL	10	9	21	11	2,9	M-T04LLCF
6	100 [400]	12	11	21	9,5	3,8	M-T06LLCF
8		14	12	23	11,5	5,1	M-T08LLCF
6	L	14	12	27	12	7,1	M-T06LCF
8	500 [2200]	17	14	29	14	10,1	M-T08LCF
10		19	17	30	15	13,0	M-T10LCF
12		22	19	32	17	17,7	M-T12LCF
15	400 [1700]	27	19	36	21	23,2	M-T15LCF
18		32	24	40	23,5	35,4	M-T18LCF
22		36	27	44	27,5	44,3	M-T22LCF
28	250 [1100]	41	36	47	30,5	61,1	M-T28LCF
35		50	41	56	34,5	90,1	M-T35LCF
42		60	50	63	40	136,8	M-T42LCF
6	S	17	14	31	16	12,0	M-T06SCF
8	800 [3400]	19	17	32	17	15,7	M-T08SCF
10		22	19	34	17,5	21,2	M-T10SCF
12		24	22	38	21,5	28,5	M-T12SCF
14	630 [2700]	27	19	40	22	28,5	M-T14SCF
16		30	24	43	24,5	35,9	M-T16SCF
20		36	27	48	26,5	55,8	M-T20SCF
25		46	36	54	30	106,7	M-T25SCF
30	400 [1700]	50	41	62	35,5	134,9	M-T30SCF
38		60	50	72	41	202,2	M-T38SCF

不带螺母卡套时的订货代号示例: M-T08LCFX
order code of items without nut and DS-Ring for example M-T08LCFX

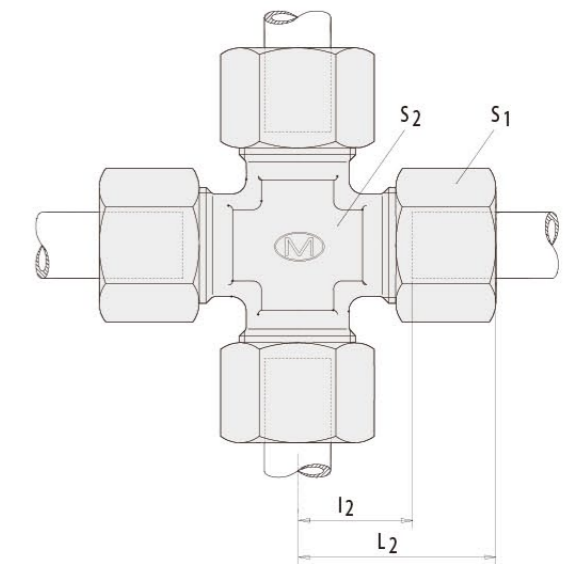


三通变径接头
Reduction Tees

order code: M-TR

钢管外径 pipe OD D ₁ D ₂ D ₃	系列 PN	L ₁	L ₂	L ₃	l ₁	l ₂	l ₃	S ₁	S ₂	S ₃	S ₄	重量 千克/100件 kg for % pc.	型号 order code	
4 8 4	100 [400]	23	23	23	13	13	11,5	10	14	10	12	4,3	M-TR04/08/04LLCF	
6 4 6		21	21	21	9,5	9,5	11	12	10	12	11	3,5	M-TR06/04/06LLCF	
6 8 6		29	29	29	14	14	14	14	17	14	14	9,2	M-TR06/08/06LCF	
8 6 8	L 500 [2200]	29	29	29	14	14	14	17	14	17	14	9,5	M-TR08/06/08LCF	
6 10 6		30	30	30	15	15	15	14	19	14	14	11,4	M-TR06/10/06LCF	
8 10 8		30	30	30	15	15	15	17	19	17	14	12,2	M-TR08/10/08LCF	
10 6 10		30	30	30	15	15	15	19	14	19	14	12,1	M-TR10/06/10LCF	
10 8 10		30	30	30	15	15	15	19	17	19	14	12,2	M-TR10/08/10LCF	
10 10 6		30	30	30	15	15	15	19	19	14	14	12,1	M-TR10/10/06LCF	
8 12 8		32	32	32	17	17	17	17	22	17	17	16,0	M-TR08/12/08LCF	
12 6 12		32	32	32	17	17	17	22	14	22	17	15,9	M-TR12/06/12LCF	
12 8 8		32	32	32	17	17	17	22	17	17	17	16,0	M-TR12/08/08LCF	
12 8 12		32	32	32	17	17	17	22	17	22	17	16,4	M-TR12/08/12LCF	
12 10 10		32	32	32	17	17	17	22	19	19	17	16,2	M-TR12/10/10LCF	
12 10 12		32	32	32	17	17	17	22	19	22	17	16,7	M-TR12/10/12LCF	
12 12 10		32	32	32	17	17	17	22	22	19	17	16,7	M-TR12/12/10LCF	
10 15 10		400 [1700]	36	36	36	21	21	21	19	27	19	19	18,8	M-TR10/15/10LCF
12 15 12	36		36	36	21	21	21	22	27	22	19	19,2	M-TR12/15/12LCF	
15 6 15	36		36	36	21	21	21	27	14	27	19	19,4	M-TR15/06/15LCF	
15 10 15	36		36	36	21	21	21	27	19	27	19	20,7	M-TR15/10/15LCF	
15 12 12	36		36	36	21	21	21	27	22	22	19	18,8	M-TR15/12/12LCF	
15 12 15	36		36	36	21	21	21	27	22	27	19	21,1	M-TR15/12/15LCF	
15 15 12	36		36	36	21	21	21	27	27	22	19	20,8	M-TR15/15/12LCF	
12 18 12	39		39	40	24	24	23,5	22	32	22	24	26,3	M-TR12/18/12LCF	
18 10 10	40		39	39	23,5	24	24	32	19	19	24	25,9	M-TR18/10/10LCF	
18 10 18	40		40	39	23,5	23,5	24	32	19	32	24	29,7	M-TR18/10/18LCF	
18 12 18	40	40	39	23,5	23,5	24	32	22	32	24	29,7	M-TR18/12/18LCF		
18 15 18	40	40	39	23,5	23,5	24	32	27	32	24	31,6	M-TR18/15/18LCF		
18 18 10	40	39	40	23,5	24	23,5	32	32	19	24	29,6	M-TR18/18/10LCF		
22 10 22	250 [1100]	44	44	43	27,5	27,5	28	36	19	36	27	39,1	M-TR22/10/22LCF	
22 12 22		44	44	43	27,5	27,5	28	36	22	36	27	39,7	M-TR22/12/22LCF	
22 15 15		44	43	43	27,5	28	28	36	27	27	27	37,7	M-TR22/15/15LCF	
22 15 22		44	44	43	27,5	27,5	28	36	27	36	27	41,0	M-TR22/15/22LCF	
22 18 18		44	44	44	27,5	27,5	27,5	36	32	32	27	42,2	M-TR22/18/18LCF	
22 18 22		44	44	44	27,5	27,5	27,5	36	32	36	27	43,5	M-TR22/18/22LCF	
22 22 18		44	44	44	27,5	27,5	27,5	36	36	32	27	43,1	M-TR22/22/18LCF	
28 10 28		47	47	46	30,5	30,5	31	41	19	41	36	55,7	M-TR28/10/28LCF	
28 12 28		47	47	46	30,5	30,5	31	41	22	41	36	56,3	M-TR28/12/28LCF	
28 15 28		47	47	46	30,5	30,5	31	41	27	41	36	59,7	M-TR28/15/28LCF	
28 18 28		47	47	47	30,5	30,5	30,5	41	32	41	36	59,7	M-TR28/18/28LCF	
28 22 22		47	47	47	30,5	30,5	30,5	41	36	36	36	60,2	M-TR28/22/22LCF	
28 22 28		47	47	47	30,5	30,5	30,5	41	36	41	36	60,3	M-TR28/22/28LCF	
10 6 10		S 800 [3400]	34	34	33	17,5	17,5	18	22	17	22	17	19,9	M-TR10/06/10SCF
12 8 8	38		37	37	21,5	22	22	24	19	19	17	25,1	M-TR12/08/08SCF	
12 8 12	38		38	37	21,5	21,5	22	24	19	24	17	26,6	M-TR12/08/12SCF	
12 10 12	38		38	38	21,5	21,5	21,5	24	22	24	17	27,5	M-TR12/10/12SCF	
12 16 12	42		42	43	25,5	25,5	24,5	24	30	24	24	32,9	M-TR12/16/12SCF	
16 6 16	630 [2700]		43	43	41	24,5	24,5	26	30	17	30	24	33,3	M-TR16/06/16SCF
16 8 16			43	43	41	24,5	24,5	26	30	19	30	24	33,2	M-TR16/08/16SCF
16 10 16			43	43	42	24,5	24,5	25,5	30	22	30	24	34,8	M-TR16/10/16SCF
16 12 16			43	43	42	24,5	24,5	25,5	30	24	30	24	35,6	M-TR16/12/16SCF
16 20 16			47	47	48	28,5	28,5	26,5	30	36	30	27	50,5	M-TR16/20/16SCF
20 10 20		48	48	46	26,5	26,5	29,5	36	22	36	27	51,7	M-TR20/10/20SCF	
20 12 20	48	48	46	26,5	26,5	29,5	36	24	36	27	52,4	M-TR20/12/20SCF		
20 16 20	48	48	47	26,5	26,5	28,5	36	30	36	27	54,2	M-TR20/16/20SCF		
20 25 20	53	53	54	31,5	31,5	30	36	46	36	36	89,1	M-TR20/25/20SCF		
25 16 25	54	54	52	30	30	33,5	46	30	46	36	96,6	M-TR25/16/25SCF		
25 20 25	54	54	53	30	30	31,5	46	36	46	36	99,8	M-TR25/20/25SCF		
25 30 25	61	61	62	37	37	35,5	46	50	46	41	139,4	M-TR25/30/25SCF		

不带螺母卡套时的订货代号示例 M-TR06/08/06LCFX
order code of items without nut and DS-Ring for example: M-TR06/08/06LCFX

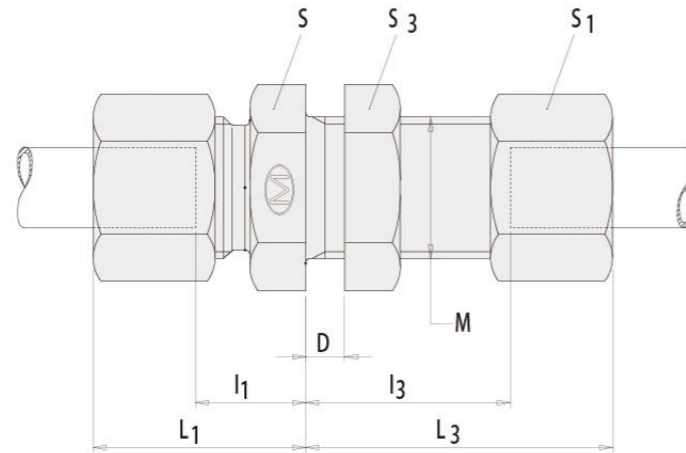


四通接头
Equal Crosses

order code: M-K

钢管外径 pipe OD	系列 PN	S ₁	S ₂	L ₁	L ₂	重量 千克/100件 kg for % pc.	型号 order code
6	L 500 [2200]	14	12	27	12	7,7	M-K06LCF
8		17	12	29	14	10,9	M-K08LCF
10		19	14	30	15	15,5	M-K10LCF
12	400 [1700]	22	17	32	17	19,2	M-K12LCF
15		27	19	36	21	31,1	M-K15LCF
18		32	24	40	23,5	48,3	M-K18LCF
22		36	27	44	27,5	72,4	M-K22LCF
28	250 [1100]	41	36	47	30,5	101,2	M-K28LCF
35		50	41	56	34,5	122,8	M-K35LCF
42		60	50	63	40	175,6	M-K42LCF
6	S 800 [3400]	17	12	31	16	12,3	M-K06SCF
8		19	14	32	17	14,8	M-K08SCF
10		22	17	34	17,5	23,0	M-K10SCF
12		24	17	38	21,5	28,2	M-K12SCF
14	630 [2700]	27	19	40	22	35,4	M-K14SCF
16		30	24	43	24,5	45,1	M-K16SCF
20	400 [1700]	36	27	48	26,5	70,4	M-K20SCF
25		46	36	54	30	125,7	M-K25SCF
30		50	41	62	35,5	150,3	M-K30SCF
38		60	50	72	41	205,1	M-K38SCF

不带螺母卡套时的订货代号示例: M-K06LCFX
order code of items without nut and DS-Ring for example M-K06LCFX

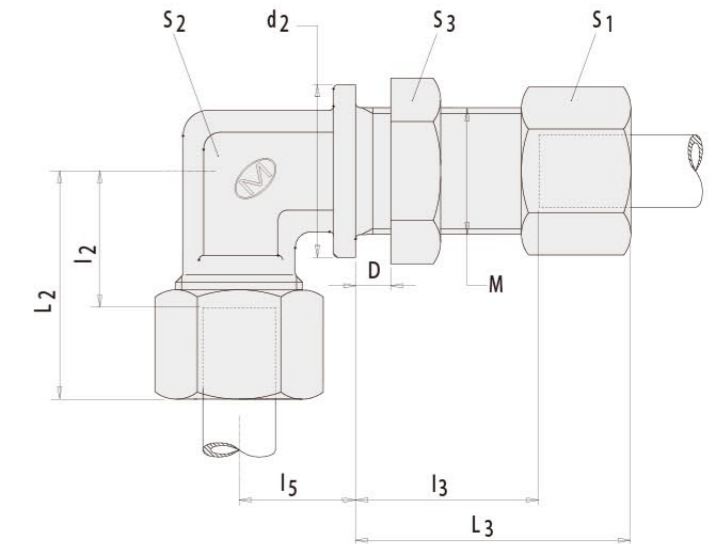


SV直通隔板式接头
Straight Bulkhead Connections

order code: M-SV

钢管外径 pipe OD	系列 PN	M	S	S ₁	S ₃	L ₁	l ₁	D _{max}	L ₃	l ₃	重量 千克/100件 kg for % pc.	型号 ordercode
6	L 500 [2200]	M 12x1,5	17	14	17	22	7	16	42	27	6,7	M-SV06LCF
8		M 14x1,5	19	17	19	23	8	16	42	27	8,4	M-SV08LCF
10		M 16x1,5	22	19	22	25	10	16	43	28	11,0	M-SV10LCF
12	400 [1700]	M 18x1,5	24	22	24	25	10	16	44	29	13,3	M-SV12LCF
15		M 22x1,5	27	27	30	27	12	16	46	31	22,8	M-SV15LCF
18		M 26x1,5	32	32	36	30	13,5	16	49	32,5	33,2	M-SV18LCF
22	250 [1100]	M 30x2	36	36	41	33	16,5	16	51	34,5	41,5	M-SV22LCF
28		M 36x2	41	41	46	35	18,5	16	52	35,5	52,5	M-SV28LCF
35		M 45x2	50	50	55	40	18,5	16	58	36,5	80,0	M-SV35LCF
42		M 52x2	60	60	65	42	19	16	59	36	119,3	M-SV42LCF
6	S 800 [3400]	M 14x1,5	19	17	19	27	12	16	44	29	9,6	M-SV06SCF
8		M 16x1,5	22	19	22	28	13	16	44	29	12,4	M-SV08SCF
10		M 18x1,5	24	22	24	31	14,5	16	46	29,5	18,1	M-SV10SCF
12	630 [2700]	M 20x1,5	27	24	27	31	14,5	16	47	30,5	21,0	M-SV12SCF
14		M 22x1,5	30	27	30	35	17	16	50	32	29,0	M-SV14SCF
16		M 24x1,5	32	30	32	35	16,5	16	50	31,5	31,0	M-SV16SCF
20	400 [1700]	M 30x2	41	36	41	39	17,5	16	55	33,5	54,5	M-SV20SCF
25		M 36x2	46	46	46	44	20	16	59	35	89,0	M-SV25SCF
30		M 42x2	50	50	50	48	21,5	16	64	37,5	107,7	M-SV30SCF
38		M 52x2	65	60	65	53	22	16	68	37	173,0	M-SV38SCF

不带螺母卡套时的订货代号示例: M-SV06LOMDCF
order code of items without nut and DS-Ring for example: M-SV06LOMDCF

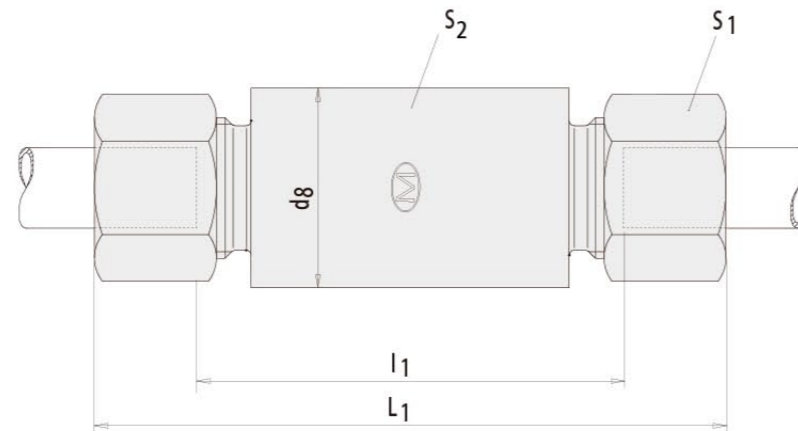


直角隔板式接头
Bulkhead Elbow Connections

order code: M-WSV

钢管外径 pipe OD	系列 PN	M	S ₁	S ₂	S ₃	L ₂	l ₂	l ₅	D _{max}	L ₃	l ₃	d ₂	重量 千克/100件 kg for % pc.	型号 ordercode
6	L 500 [2200]	M 12x1,5	14	12	17	27	12	14	16	42	27	17	7,5	M-WSV06LCF
8		M 14x1,5	17	12	19	29	14	17	16	42	27	19	9,9	M-WSV08LCF
10		M 16x1,5	19	14	22	30	15	18	16	43	28	22	12,0	M-WSV10LCF
12	400 [1700]	M 18x1,5	22	17	24	32	17	20	16	44	29	24	15,0	M-WSV12LCF
15		M 22x1,5	27	19	30	36	21	23	16	46	31	27	25,0	M-WSV15LCF
18		M 26x1,5	32	24	36	40	23,5	24	16	49	32,5	32	35,5	M-WSV18LCF
22	250 [1100]	M 30x2	36	27	41	44	27,5	30	16	51	34,5	36	46,5	M-WSV22LCF
28		M 36x2	41	36	46	47	30,5	34	16	52	35,5	42	64,0	M-WSV28LCF
35		M 45x2	50	41	55	56	34,5	39	16	58	36,5	50	99,4	M-WSV35LCF
42		M 52x2	60	50	65	63	40	43	16	59	36	60	149,0	M-WSV42LCF
6	S 800 [3400]	M 14x1,5	17	12	19	31	16	17	16	44	29	19	10,5	M-WSV06LCF
8		M 16x1,5	19	14	22	32	17	18	16	44	29	22	14,0	M-WSV08SCF
10		M 18x1,5	22	17	24	34	17,5	20	16	46	29,5	24	19,0	M-WSV10SCF
12	630 [2700]	M 20x1,5	24	17	27	38	21,5	21	16	47	30,5	27	22,5	M-WSV12SCF
14		M 22x1,5	27	19	30	40	22	23	16	50	32	27	30,0	M-WSV14SCF
16		M 24x1,5	30	24	32	43	24,5	24	16	50	31,5	30	36,5	M-WSV16SCF
20	400 [1700]	M 30x2	36	27	41	48	26,5	30	16	55	33,5	36	58,0	M-WSV20SCF
25		M 36x2	46	36	46	54	30	34	16	59	35	42	100,0	M-WSV25SCF
30		M 42x2	50	41	50	62	35,5	39	16	64	37,5	50	130,0	M-WSV30SCF
38		M 52x2	60	50	65	72	41	43	16	68	37	60	197,0	M-WSV38SCF

不带螺母卡套时的订货代号示例: M-WSV06LOMDCF
order code of items without nut and DS-Ring for example: M-WSV06LOMDCF



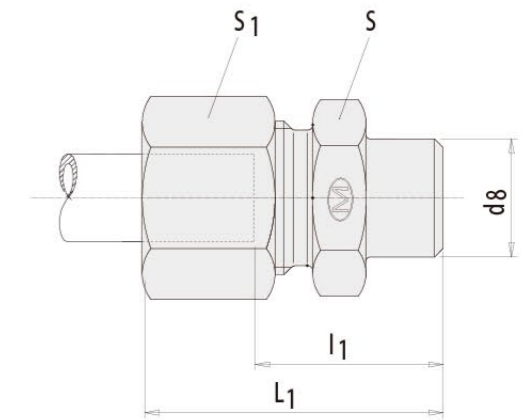
ESV焊接隔板式接头

order code: M-ESV

系列	钢管 外径 ØO.D.	公称 压力 (bar)	最大工 作压力 (bar)	L_1	l_1	S_2	d_8	重量 克/件	型号 order code
L	06	315	500	85	56	14	18	126	M-ESV06L
	08	315	500	85	56	17	20	156	M-ESV08L
	10	315	500	87	58	19	22	184	M-ESV10L
	12	315	400	87	58	22	25	234	M-ESV12L
	15	315	400	100	70	27	28	355	M-ESV15L
	18	315	400	101	69	32	32	469	M-ESV18L
	22	160	250	105	73	36	36	572	M-ESV22L
	28	160	250	106	73	41	40	645	M-ESV28L
	35	160	250	114	71	50	50	1025	M-ESV35L
	42	160	250	115	70	60	60	1475	M-ESV42L
S	06	630	900	89	60	17	20	174	M-ESV06S
	08	630	900	89	60	19	22	208	M-ESV08S
	10	630	900	91	59	22	25	268	M-ESV10S
	12	630	900	91	59	24	28	324	M-ESV12S
	14	630	700	107	72	27	30	451	M-ESV14S
	16	400	630	107	71	30	352	584	M-ESV16S
	20	400	630	114	71	36	38	737	M-ESV20S
	25	400	630	120	72	46	45	1151	M-ESV25S
	30	400	420	126	73	50	50	1348	M-ESV30S
	38	315	420	133	72	60	60	1970	M-ESV38S

不带螺母卡套时的订货代号示例 → M-ESV06LX

order code of items without nut and DS-Ring for example: M-ESV06LX



焊接式接头

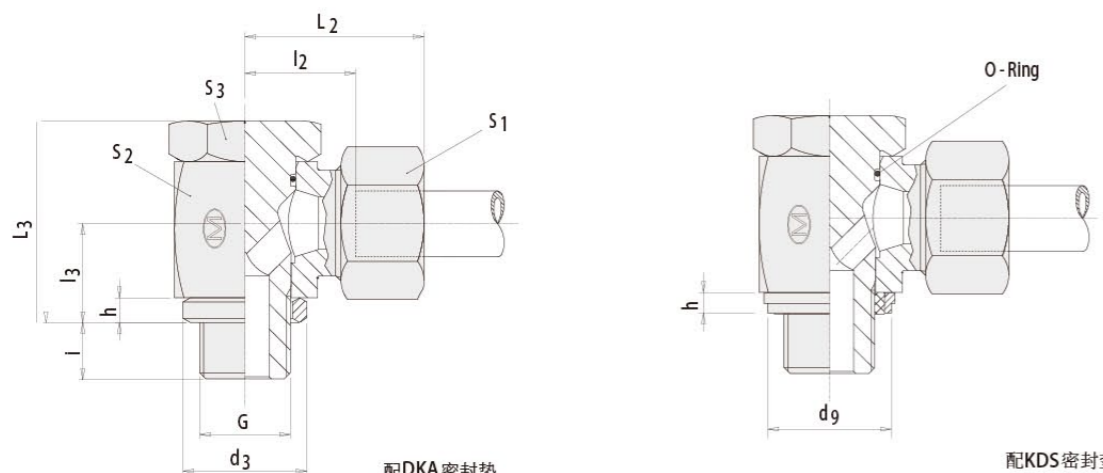
Welding Bosses

order code: M-AS

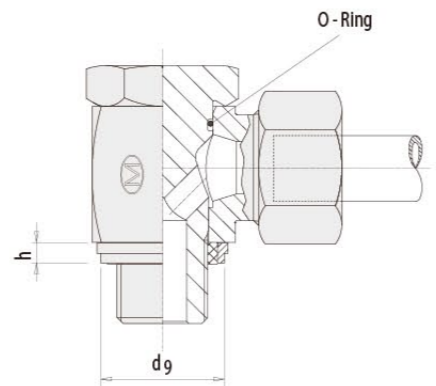
钢管外径 pipe OD	系列 PN	S	S_1	L_1	l_1	d_8	重量 千克/100件 kg for % pc.	型号 order code
6	L 500 [2200]	12	14	29	14	10	2,5	M-AS06L
8		14	17	31	16	12	3,6	M-AS08L
10		17	19	33	18	14	4,7	M-AS10L
12	400 [1700]	19	22	33	18	16	6,3	M-AS12L
15		22	27	37	22	19	8,4	M-AS15L
18		27	32	40	23,5	22	13,9	M-AS18L
22	250 [1100]	32	36	45	28,5	27	18,1	M-AS22L
28		41	41	47	30,5	32	30,2	M-AS28L
35		46	50	54	32,5	40	37,7	M-AS35L
42		55	60	58	35	46	64,1	M-AS42L
6		S 800 [3400]	14	17	34	19	11	3,2
8	17		19	36	21	13	4,9	M-AS08S
10	19		22	39	22,5	15	7,2	M-AS10S
12	630 [2700]	22	24	41	24,5	17	8,3	M-AS12S
14		24	27	45	27	19	10,8	M-AS14S
16		27	30	45	26,5	21	14,4	M-AS16S
20	400 [1700]	32	36	51	29,5	26	21,8	M-AS20S
25		41	46	56	32	31	37,7	M-AS25S
30		46	50	62	35,5	36	44,9	M-AS30S
38		55	60	69	38	44	68,4	M-AS38S

不带螺母卡套时的订货代号示例: M-AS06LX

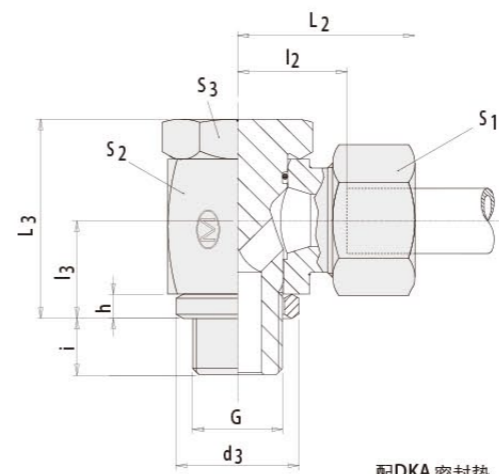
order code of items without nut and DS-Ring for example: M-AS06LX



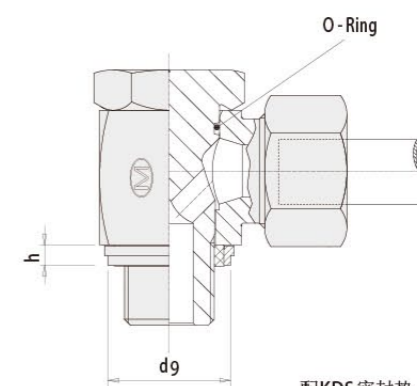
配DKA密封垫
Type with taper ring M-DKA../(SA)
match narrow counterbore
to DIN 3852/d4



配KDS密封垫
含NBR材料
Model with KDS seal
(innerseal made of vulcanized NBR)
for narrow DIN3852/d4 bore



配DKA密封垫
Type with taper ring DKA../(SA)
match narrow counterbore
to DIN 3852/d4



配KDS密封垫
含NBR材料
Model with KDS seal
(innerseal made of vulcanized NBR)
for narrow DIN3852/d4 bore

高压铰接式接头-英制螺纹

M-SBE-high-pressure banjo couplings

order code: M-WH-R-KDS order code: M-WH-R

钢管外径 pipe OD	系列 PB	S ₁	S ₂	S ₃	L ₂	l ₂	L ₃	l ₃	d ₃	d ₉	i	h	G	MA* in Nm	M-DKA密封垫 订货代号 Design with taper ring Order code Type	重量 kg for %St. steel	KDS密封垫 订货代号 Design with taper ring Order code Type	重量 kg for %St. steel	
6	L	14	17	17	27	12	24	10,5	14	14,9	8	2,5	G	1/8"	A 20	M-WH06LRDCF	6,4	M-WH06LRKDCSF	6,4
8	500	17	22	19	29	14,5	30	14	18	18,9	12	3,0	G	1/4"	A 50	M-WH08LRDCF	11,7	M-WH08LRKDCSF	11,9
10		19	22	19	30	15,5	30	14	18	18,9	12	3,0	G	1/4"	A 50	M-WH10LRDCF	12,3	M-WH10LRKDCSF	12,5
12		22	27	24	33	18	36	16,5	22	21,9	12	3,0	G	3/8"	A 75	M-WH12LRDCF	20,7	M-WH12LRKDCSF	21,0
15	400	27	32	30	37	21,5	45	21,5	26	26,9	14	4,5	G	1/2"	A130	M-WH15LRDCF	35,9	M-WH15LRKDCSF	36,5
18		32	32	30	37	21	45	21,5	26	26,9	14	4,5	G	1/2"	A130	M-WH18LRDCF	38,4	M-WH18LRKDCSF	39,0
22		36	41	36	44	27,5	53	24	32	32,9	16	3,5	G	3/4"	A250	M-WH22LRDCF	66,6	M-WH22LRKDCSF	67,7
28	250	41	50	46	49	32	66	30,5	39	39,9	18	3,5	G	1"	A350	M-WH28LRDCF	112,7	M-WH28LRKDCSF	113,5
35		50	60	55	58	36	76	35,5	49	49,9	20	3,5	G	1 1/4"	A600	M-WH35LRDCF	166,3	M-WH35LRKDCSF	167,7
42		60	70	60	63	40,5	87	40,5	55	55,9	22	3,5	G	1 1/2"	A800	M-WH42LRDCF	245,9	M-WH42LRKDCSF	247,7
6	S	17	22	19	31	16,5	30	14	18	18,9	12	3,0	G	1/4"	A 50	M-WH06SRDCF	12,6	M-WH06SRKDCSF	12,7
8	500	19	22	19	31	16,5	30	14	18	18,9	12	3,0	G	1/4"	A 50	M-WH08SRDCF	12,9	M-WH08SRKDCSF	13,1
10		22	27	24	35	18,5	36	16,5	22	21,9	12	3,0	G	3/8"	A 75	M-WH10SRDCF	22,0	M-WH10SRKDCSF	22,2
12		24	27	24	35	18,5	36	16,5	22	21,9	12	3,0	G	3/8"	A 75	M-WH12SRDCF	22,5	M-WH12SRKDCSF	22,8
14		27	32	30	40	22,5	45	21,5	26	26,9	14	4,5	G	1/2"	A130	M-WH14SRDCF	37,5	M-WH14SRKDCSF	38,0
16		30	32	30	40	22	45	21,5	26	26,9	14	4,5	G	1/2"	A130	M-WH16SRDCF	39,3	M-WH16SRKDCSF	39,9
20		36	41	36	48	26,5	53	24	32	32,9	16	3,5	G	3/4"	A250	M-WH20SRDCF	69,2	M-WH20SRKDCSF	70,3
25	400	46	50	46	56	31,5	66	30,5	39	39,9	18	3,5	G	1"	A350	M-WH25SRDCF	128,4	M-WH25SRKDCSF	129,2
30		50	60	55	64	37	76	35,5	49	49,9	20	3,5	G	1 1/4"	A600	M-WH30SRDCF	176,3	M-WH30SRKDCSF	177,7
38		60	70	60	72	41,5	87	40,5	55	55,9	22	3,5	G	1 1/2"	A800	M-WH38SRDCF	293,0	M-WH38SRKDCSF	294,8

不带螺母卡套时的订货代号示例: M-WH06LRMOMDCF
order code of items without nut and DS-Ring for example: M-WH06LRMOMDCF

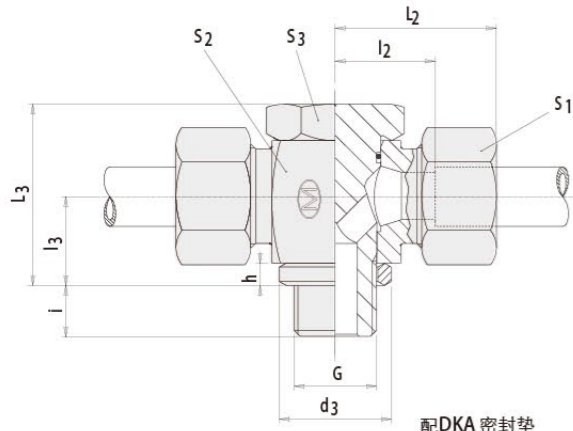
高压铰接式接头

M-WH-high-pressure banjo couplings

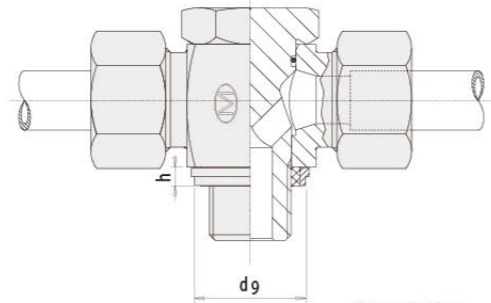
order code: M-WH-M order code: M-WH-M-KDS

钢管外径 pipe OD	系列 PB	S ₁	S ₂	S ₃	L ₂	l ₂	L ₃	l ₃	d ₃	d ₉	i	h	G	MA* in Nm	DKA密封垫 订货代号 Design with taper ring Order code Type	重量 kg for % St. steel	KDS密封垫 订货代号 Design with taper ring Order code Type	重量 kg for % St. steel
6	L	14	17	17	27	12	24	10,5	14	14,9	8	2,5	M 10x1	25	M-WH06LMCF	6,5	M-WH06LMKDCSF	6,6
8	500	17	22	19	29	14,5	30	14	18	18,9	12	3,0	M 12x1,5	50	M-WH08LMCF	11,4	M-WH08LMKDCSF	11,6
10		19	22	19	30	15,5	30	14	18	18,9	12	3,0	M 14x1,5	60	M-WH10LMCF	12,5	M-WH10LMKDCSF	12,7
12		22	27	24	33	18	36	16,5	21	21,9	12	3,0	M 16x1,5	90	M-WH12LMCF	20,3	M-WH12LMKDCSF	20,7
15	400	27	30	27	36	20,5	39,5	18,5	23	23,9	12	3,0	M 18x1,5	110	M-WH15LMCF	28,5	M-WH15LMKDCSF	28,8
18		32	32	30	37	21	45	21,5	27	26,9	14	4,5	M 22x1,5	150	M-WH18LMCF	38,8	M-WH18LMKDCSF	39,3
22		36	41	36	44	27,5	53	24	31	31,9	16	3,5	M 26x1,5	350	M-WH22LMCF	65,8	M-WH22LMKDCSF	67,0
28	250	41	50	46	49	32	66	30,5	39	39,9	18	3,5	M 33x2	400	M-WH28LMCF	110,3	M-WH28LMKDCSF	111,1
35		50	60	55	58	36	76	35,5	49	49,9	20	3,5	M 42x2	600	M-WH35LMCF	166,3	M-WH35LMKDCSF	167,7
42		60	70	60	63	40,5	87	40,5	55	55,9	22	3,5	M 48x2	800	M-WH42LMCF	249,9	M-WH42LMKDCSF	251,7
6	S	17	22	19	31	16,5	30	14	18	18,9	12	3,0	M 12x1,5	50	M-WH06SMCF	12,2	M-WH06SMKDCSF	12,5
8	500	19	22	19	31	16,5	30	14	18	18,9	12	3,0	M 14x1,5	60	M-WH08SMCF	13,2	M-WH08SMKDCSF	13,3
10		22	27	24	35	18,5	36	16,5	21	21,9	12	3,0	M 16x1,5	90	M-WH10SMCF	21,7	M-WH10SMKDCSF	22,0
12		24	30	27	36	20	39,5	18,5	23	23,9	12	3,0	M 18x1,5	110	M-WH12SMCF	28,0	M-WH12SMKDCSF	28,3
14		27	32	30	40	22,5	48,5	20	25	25,9	14	3,0	M 20x1,5	130	M-WH14SMCF	37,4	M-WH14SMKDCSF	38,0
16		30	32	30	40	22	45	21,5	27	26,9	14	4,5	M 22x1,5	150	M-WH16SMCF	39,4	M-WH16SMKDCSF	39,8
20		36	41	36	48	26,5	53	24	32	32,9	16	3,5	M 27x2	350	M-WH20SMCF	68,8	M-WH20SMKDCSF	69,9
25	400	46	50	46	56	31,5	66	30,5	39	39,9	18	3,5	M 33x2	400	M-WH25SMCF	126,0	M-WH25SMKDCSF	126,8
30		50	60	55	64	37	76	35,5	49	49,9	20	3,5	M 42x2	600	M-WH30SMCF	176,3	M-WH30SMKDCSF	177,6
38		60	70	60	72	41,5	87	40,5	55	55,9	22	3,5	M 48x2	800	M-WH38SMCF	296,9	M-WH38SMKDCSF	298,7

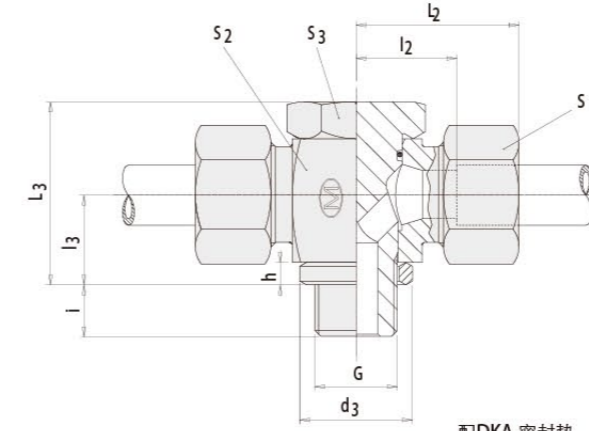
不带螺母卡套时的订货代号示例: M-WH06LMOMDCF
order code of items without nut and DS-Ring for example: M-WH06LMOMDCF



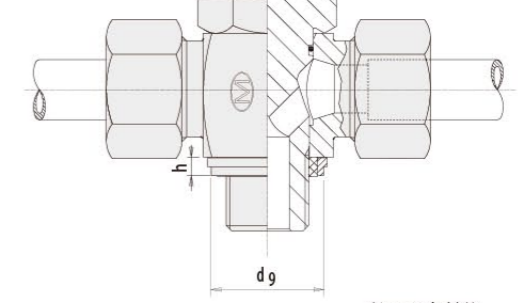
配DKA密封垫
Type with taper ring DKA../(SA)
match narrow counterbore
to DIN 3852/d4



配KDS密封垫
含NBR材料
Model with EDE seal
(inner seal made of vulcanized NBR)
for narrow DIN3852/d4 bore



配DKA密封垫
Type with taper ring DKA../(SA)
match narrow counterbore
to DIN 3852/d4



配KDS密封垫
含NBR材料
Model with EDE seal
(inner seal made of vulcanized NBR)
for narrow DIN 3852/d4 bore

高压铰接式三通接头

High-pressure T swivelling screw fittings

order code: M-TH-R order code: M-TH-R-KDS

钢管外径 pipe OD	系列 PB	S ₁	S ₂	S ₃	L ₂	L ₁	L ₃	l ₃	d ₃	d ₉	i	h	G	MA* in Nm	DKA 密封垫	KDS 密封垫	重量 kg for %St.			
															订货代号 Design with tapper ring Ordercode Type	订货代号 Design with tapper ring Ordercode Type		重量 kg for %St.		
6	L 500	14	17	17	27	12	24	10,5	14	14,9	8	2,5	G	1/8" A	20	M-TH06LRDCF	8,0	M-TH06LRKDCSF	8,1	
8		17	22	19	29	14,5	30	14	18	18,9	12	3,0	G	1/4" A	50	M-TH08LRDCF	14,1	M-TH08LRKDCSF	14,2	
10		19	22	19	30	15,5	30	14	18	18,9	12	3,0	G	1/4" A	50	M-TH10LRDCF	15,0	M-TH10LRKDCSF	15,2	
12		22	27	24	33	18	36	16,5	22	21,9	12	3,0	G	3/8" A	75	M-TH12LRDCF	24,1	M-TH12LRKDCSF	24,3	
15		400	27	32	30	37	21,5	45	21,5	26	26,9	14	4,5	G	1/2" A	130	M-TH15LRDCF	40,9	M-TH15LRKDCSF	41,5
18	32		32	30	37	21	45	21,5	26	26,9	14	4,5	G	1/2" A	130	M-TH18LRDCF	45,8	M-TH18LRKDCSF	46,4	
22	36		41	36	44	27,5	53	24	32	32,9	16	3,5	G	3/4" A	250	M-TH22LRDCF	75,9	M-TH22LRKDCSF	77,0	
28	250	41	50	46	49	32	66	30,5	39	39,9	18	3,5	G	1" A	350	M-TH28LRDCF	125,4	M-TH28LRKDCSF	126,2	
35		50	60	55	58	36	76	35,5	49	49,9	20	3,5	G	1 1/4" A	600	M-TH35LRDCF	206,1	M-TH35LRKDCSF	207,4	
42		60	70	60	63	40,5	87	40,5	55	55,9	22	3,5	G	1 1/2" A	800	M-TH42LRDCF	299,0	M-TH42LRKDCSF	300,8	
6		S 500	17	22	19	31	16,5	30	14	18	18,9	12	3,0	G	1/4" A	50	M-TH06SRCF	15,2	M-TH06SRKDCSF	15,3
8	19		22	19	31	16,5	30	14	18	18,9	12	3,0	G	1/4" A	50	M-TH08SRCF	16,4	M-TH08SRKDCSF	16,6	
10	22		27	24	35	18,5	36	16,5	22	21,9	12	3,0	G	3/8" A	75	M-TH10SRCF	26,4	M-TH10SRKDCSF	26,7	
12	24		27	24	35	18,5	36	16,5	22	21,9	12	3,0	G	3/8" A	75	M-TH12SRCF	27,8	M-TH12SRKDCSF	28,1	
14	27		32	30	40	22,5	45	21,5	26	26,9	14	4,5	G	1/2" A	130	M-TH14SRCF	(37,5)	M-TH14SRKDCSF	(38,0)	
16	30		32	30	40	22	45	21,5	26	26,9	14	4,5	G	1/2" A	130	M-TH16SRCF	49,0	M-TH16SRKDCSF	49,6	
20	36		41	36	48	26,5	53	24	32	32,9	16	3,5	G	3/4" A	250	M-TH20SRCF	84,2	M-TH20SRKDCSF	85,2	
25	46		50	46	56	31,5	66	30,5	39	39,9	18	3,5	G	1" A	350	M-TH25SRCF	155,0	M-TH25SRKDCSF	155,9	
30	400		50	60	55	64	37	76	35,5	49	49,9	20	3,5	G	1 1/4" A	600	M-TH30SRCF	230,0	M-TH30SRKDCSF	231,4
38			60	70	60	72	41,5	87	40,5	55	55,9	22	3,5	G	1 1/2" A	800	M-TH38SRCF	337,2	M-TH38SRKDCSF	339,0

不带螺母卡套时的订货代号示例: M-TH 06LR KDSOMDCF
order code of items without nut and DS-Ring for example: M-TH 06LR KDSOMDCF

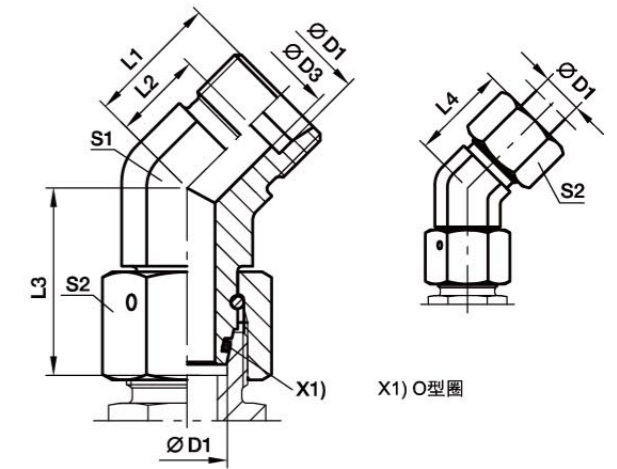
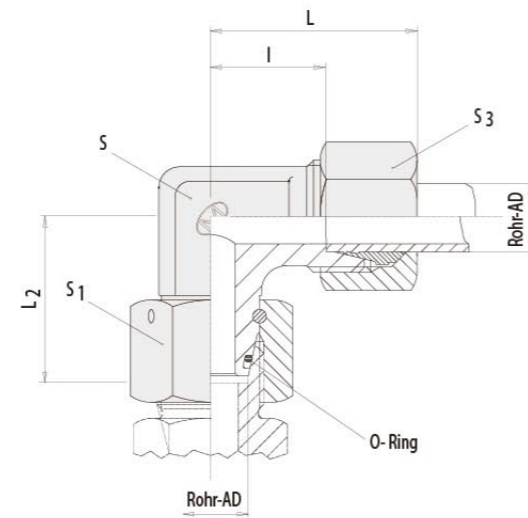
高压铰接式三通接头

High-pressure T swivelling screw fittings

order code: M-TH-M order code: M-TH-M-KDS

钢管外径 pipe OD	系列 PB	S ₁	S ₂	S ₃	L ₂	L ₁	L ₃	l ₃	d ₃	d ₉	i	h	G	MA* in Nm	M-DKA密封垫	M-EDE密封垫	重量 kg for %St.		
															订货代号 Design with tapper ring Ordercode Type	订货代号 Design with tapper ring Ordercode Type		重量 kg for %St.	
6	L 500	14	17	17	27	12	24	10,5	14	14,9	8	2,5	M 10x1	25	M-TH06LMCF	8,1	M-TH 6-MLKDCSF	8,1	
8		17	22	19	29	14,5	30	14	17	16,9	12	3,0	M 12x1,5	50	M-TH08LMCF	13,8	M-TH 8-MLKDCSF	14,0	
10		19	22	19	30	15,5	30	14	19	18,9	12	3,0	M 14x1,5	60	M-TH06LMCF	15,3	M-TH 10-MLKDCSF	15,4	
12		22	27	24	33	18	36	16,5	21	21,9	12	3,0	M 16x1,5	90	M-TH06LMCF	23,7	M-TH 12-MLKDCSF	24,0	
15		400	27	30	27	36	20,5	39,5	18,5	23	23,9	12	3,0	M 18x1,5	110	M-TH06LMCF	34,3	M-TH 15-MLKDCSF	34,7
18	32		32	30	37	21	45	21,5	27	26,9	14	4,5	M 22x1,5	150	M-TH06LMCF	46,3	M-TH 18-MLKDCSF	46,8	
22	36		41	36	44	27,5	53	24	31	31,9	16	3,5	M 26x1,5	350	M-TH06LMCF	76,0	M-TH 22-MLKDCSF	77,2	
28	250	41	50	46	49	32	66	30,5	39	39,9	18	3,5	M 33x2	400	M-TH06LMCF	122,9	M-TH 28-MLKDCSF	123,8	
35		50	60	55	58	36	76	35,5	49	49,9	20	3,5	M 42x2	600	M-TH06LMCF	206,0	M-TH 35-MLKDCSF	207,4	
42		60	70	60	63	40,5	87	40,5	55	55,9	22	3,5	M 48x2	800	M-TH06LMCF	303,0	M-TH 42-MLKDCSF	304,8	
6		S 500	17	22	19	31	16,5	30	14	17	16,9	12	3,0	M 12x1,5	50	M-TH06LMCF	14,8	M-TH 6-MLKDCSF	15,1
8	19		22	19	31	16,5	30	14	19	18,9	12	3,0	M 14x1,5	60	M-TH08LMCF	16,6	M-TH 8-MLKDCSF	16,8	
10	22		27	24	35	18,5	36	16,5	21	21,9	12	3,0	M 16x1,5	90	M-TH10LMCF	26,2	M-TH 10-MLKDCSF	26,5	
12	24		30	27	36	20	39,5	18,5	23	23,9	12	3,0	M 18x1,5	110	M-TH12LMCF	33,1	M-TH 12-MLKDCSF	33,5	
14	27		32	30	40	22,5	43,5	20	25	-	14	3,0	M 20x1,5	130	M-TH14LMCF	(37,4)			
16	30		32	30	40	22	45	21,5	27	26,9	14	4,5	M 22x1,5	150	M-TH16LMCF	48,7	M-TH 16-MLKDCSF	49,2	
20	36		41	36	48	26,5	53	24	32	32,9	16	3,5	M 27x2	350	M-TH20LMCF	83,7	M-TH 20-MLKDCSF	84,8	
25	46		50	46	56	31,5	66	30,5	39	39,9	18	3,5	M 33x2	400	M-TH25LMCF	152,6	M-TH 25-MLKDCSF	153,5	
30	400		50	60	55	64	37	76	35,5	49	49,9	20	3,5	M 42x2	600	M-TH30LMCF	229,9	M-TH 30-MLKDCSF	231,3
38			60	70	60	72	41,5	87	40,5	55	55,9	22	3,5	M 48x2	800	M-TH38LMCF	341,2	M-TH 38-MLKDCSF	343,0

不带螺母卡套时的订货代号示例: M-TH 38-MSKDSOMDCF
order code of items without nut and DS-Ring for example: M-TH 38-MSKDSOMDCF



直角组合接头

Adjustable male stud elbow

order code: M-EW

钢管外径 pipe OD	系列 PN	L ₂	L	l	S	S ₁	S ₃	重量 千克/100件 kg for % pc.	O型圈 O-Ring joint	型号 order code
6	L 500 [2200]	26	27	12	12	17	14	4,0	4,5x1,5	M-EW06LCF
8		27,5	29	14	14	17	17	5,5	6,5x1,5	M-EW08LCF
10		29	30	15	17	19	19	7,1	8x1,5	M-EW10LCF
12	400 [1700]	29,5	32	17	19	22	22	9,6	10x1,5	M-EW12LCF
15		32,5	36	21	19	27	27	16,6	12x2	M-EW15LCF
18		35,5	40	23,5	24	32	32	23,6	15x2	M-EW18LCF
22	250 [1100]	38,5	44	27,5	27	36	36	32,7	20x2	M-EW22LCF
28		41,5	47	30,5	36	46	41	52,4	26x2	M-EW28LCF
35		51	56	34,5	41	50	50	68,8	32x2,5	M-EW35LCF
42	S 800 [3400]	56	63	40	50	60	60	108,0	38x2,5	M-EW42LCF
6		27	31	16	14	17	17	6,2	4,5x1,5	M-EW06SCF
8		27,5	32	17	17	19	19	7,4	6,5x1,5	M-EW08SCF
10	630 [2700]	30	34	17,5	19	22	22	11,3	8x1,5	M-EW10SCF
12		31	38	21,5	22	24	24	14,0	10x1,5	M-EW12SCF
14		35	40	22	19	27	27	19,3	11x2	M-EW14SCF
16	S 400 [1700]	36,5	43	24,5	24	30	30	25,8	12x2	M-EW16SCF
20		44,5	48	26,5	27	36	36	40,3	16,3x2,4	M-EW20SCF
25		50	54	30	36	46	46	75,1	20,3x2,4	M-EW25SCF
30	400 [1700]	55	62	35,5	41	50	50	96,4	25,3x2,4	M-EW30SCF
38		63	72	41	50	60	60	142,5	33,3x2,4	M-EW38SCF

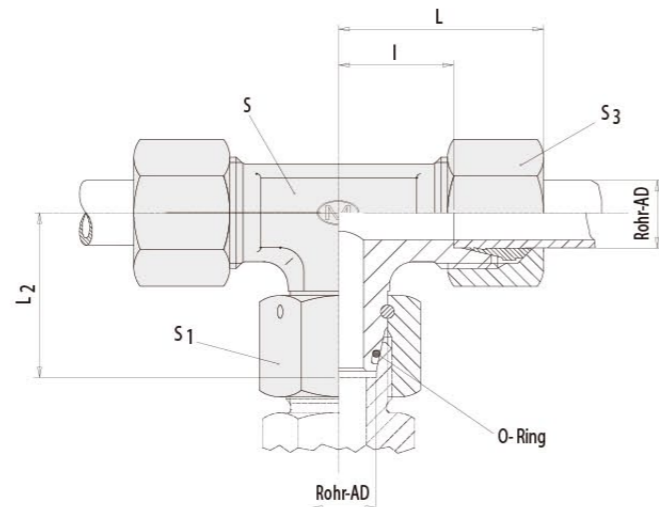
不带螺母卡套时的订货代号示例: M-EW06LOMDCF
order code of items without nut and DS-Ring for example: M-EW06LOMDCF

M-EV45° 组合接头

order code: M-EV

系列	D1	D1	L1	L2	L3	L4	S1	S1	重量 克/件	型号 order code 订货号*	O型圈
L (315)	06	4	16.0	9.0	26.0	24	14	14	37	M-EV06LCF	4,5x1,5
	08	6	19.0	12.0	27.5	27	14	17	49	M-EV08LCF	6,5x1,5
	10	8	19.0	12.0	29.0	27	19	19	77	M-EV10LCF	8x1,5
L (160)	12	10	21.0	14.0	29.5	29	19	22	86	M-EV12LCF	10x1,5
	15	12	24.0	17.0	32.5	32	22	27	144	M-EV15LCF	12x2
	18	15	24.0	16.5	35.5	33	27	32	210	M-EV18LCF	15x2
L (160)	22	19	26.0	18.5	38.5	35	30	36	270	M-EV22LCF	20x2
	28	24	30.5	23.0	41.5	40	36	41	385	M-EV28LCF	26x2
	35	30	37.0	26.5	51.0	48	50	50	805	M-EV35LCF	32x2,5
S (630)	42	36	37.0	26.0	56.0	49	50	60	887	M-EV42LCF	38x2,5
	06	4	16.0	9.0	27.0	24	14	17	50	M-EV06SCF	4,5x1,5
	08	5	19.0	12.0	27.5	27	19	19	80	M-EV08SCF	6,5x1,5
S (400)	10	7	21.0	13.5	30.0	30	19	22	95	M-EV10SCF	8x1,5
	12	8	24.0	16.5	31.0	33	22	24	137	M-EV12SCF	10x2
	16	12	24.0	15.5	36.5	34	27	30	217	M-EV16SCF	12x2
S (400)	20	16	26.5	16.0	44.5	38	30	36	313	M-EV20SCF	16,3x2,4
	25	20	30.5	18.5	50.0	43	36	46	529	M-EV25SCF	20,3x2,4
	30	25	37.0	23.5	55.0	50	50	50	940	M-EV30SCF	25,3x2,4
S(400)	38	32	37.0	21.0	63.0	52	50	60	1055	M-EV38SCF	33,3x2,4

不带螺母卡套时的订货代号示例: M-EV06LOMDCF
order code of items without nut and DS-Ring for example: M-EV06LOMDCF

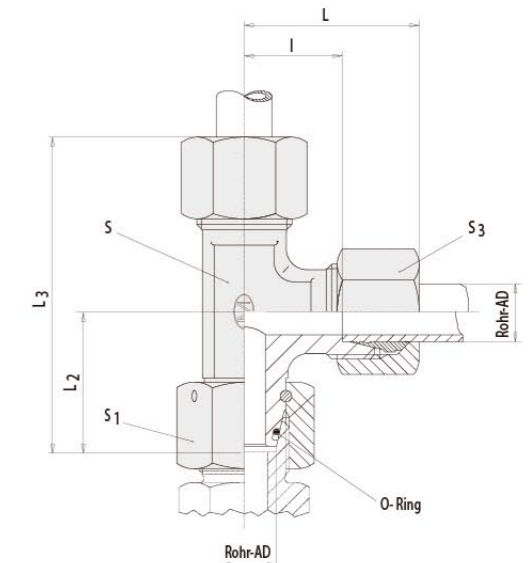


三通组合接头
Adjustable equal tee

order code: M-ET

钢管外径 pipe OD	系列 PN	L ₂	L	I	S	S ₁	S ₃	重量 千克/100件 kg for % pc.	O型圈 O-Ring joint	型号 ordercode
6	L 500 [2200]	26	27	12	12	17	14	5,8	4,5x1,5	M-ET06LCF
8		27,5	29	14	14	17	17	7,9	6,5x1,5	M-ET08LCF
10		29	30	15	17	19	19	10,1	8x1,5	M-ET10LCF
12	400 [1700]	29,5	32	17	19	22	22	13,5	10x1,5	M-ET12LCF
15		32,5	36	21	19	27	27	23,3	12x2	M-ET15LCF
18		35,5	40	23,5	24	32	32	33,2	15x2	M-ET18LCF
22	250 [1100]	38,5	44	27,5	27	36	36	44,6	20x2	M-ET22LCF
28		41,5	47	30,5	36	46	41	70,2	26x2	M-ET28LCF
35		51	56	34,5	41	50	50	96,1	32x2,5	M-ET35LCF
42	S 800 [3400]	56	63	40	50	60	60	146,1	38x2,5	M-ET42LCF
6		27	31	16	14	17	17	8,7	4,5x1,5	M-ET06SCF
8		27,5	32	17	17	19	19	11,8	6,5x1,5	M-ET08SCF
10	630 [2700]	30	34	17,5	19	22	22	16,3	8x1,5	M-ET10SCF
12		31	38	21,5	22	24	24	20,6	10x1,5	M-ET12SCF
14		35	40	22	19	27	27	28,1	11x2	M-ET14SCF
16	400 [1700]	36,5	43	24,5	24	30	30	37,3	12x2	M-ET16SCF
20		44,5	48	26,5	27	36	36	56,8	16,3x2,4	M-ET20SCF
25		50	54	30	36	46	46	107,9	20,3x2,4	M-ET25SCF
30	S 800 [3400]	55	62	35,5	41	50	50	136,3	25,3x2,4	M-ET30SCF
38		63	72	41	50	60	60	203,6	33,3x2,4	M-ET38SCF

不带螺母卡套时的订货代号示例: M-ET06LOMDCF
order code of items without nut and DS-Ring for example: M-ET06LOMDCF

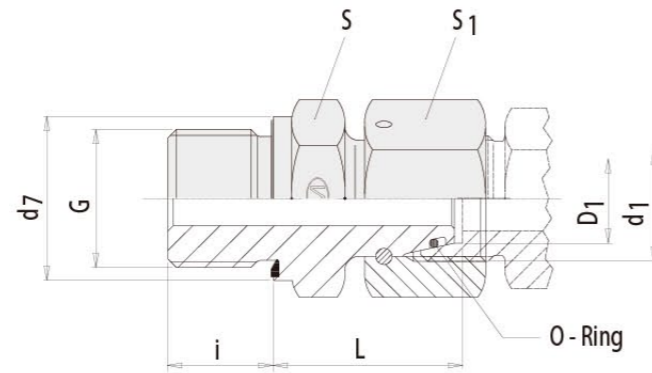


直路三通组合接头
Adjustable male stud tee-stud barrel

order code: M-EL

钢管外径 pipe OD	系列 PN	L ₂	L	I	S	S ₁	S ₃	L ₃	重量 千克/100件 kg for % pc.	O型圈 O-Ring joint	型号 ordercode
6	L 500 [2200]	26	27	12	12	17	14	53	5,8	4.5x1.5	M-EL06LCF
8		27,5	29	14	14	17	17	56	7,9	6.5x1.5	M-EL08LCF
10		29	30	15	17	19	19	59	10,0	8x1.5	M-EL10LCF
12	400 [1700]	29,5	32	17	19	22	22	62	13,4	10x1.5	M-EL12LCF
15		32,5	36	21	19	27	27	70	23,3	12x2	M-EL15LCF
18		35,5	40	23,5	24	32	32	76	33,2	15x2	M-EL18LCF
22	250 [1100]	38,5	44	27,5	27	36	36	83	44,3	20x2	M-EL22LCF
28		41,5	47	30,5	36	46	41	91	70,2	26x2	M-EL28LCF
35		51	56	34,5	41	50	50	111	94,5	32x2.5	M-EL35LCF
42	S 800 [3400]	56	63	40	50	60	60	123	146,3	38x2.5	M-EL42LCF
6		27	31	16	14	17	17	58	9,1	4.5x1.5	M-EL06SCF
8		27,5	32	17	17	19	19	61	11,8	6.5x1.5	M-EL08SCF
10	630 [2700]	30	34	17,5	19	22	22	66	16,4	8x1.5	M-EL10SCF
12		31	38	21,5	22	24	24	71	20,7	10x1.5	M-EL12SCF
14		35	40	22	19	27	27	76	28,1	11x2	M-EL14SCF
16	400 [1700]	36,5	43	24,5	24	30	30	80	38,2	12x2	M-EL16SCF
20		44,5	48	26,5	27	36	36	93	58,3	16.3x2.4	M-EL20SCF
25		50	54	30	36	46	46	105	107,8	20.3x2.4	M-EL25SCF
30	S 800 [3400]	55	62	35,5	41	50	50	119	138,0	25.3x2.4	M-EL30SCF
38		63	72	41	50	60	60	139	205,1	33.3x2.4	M-EL38SCF

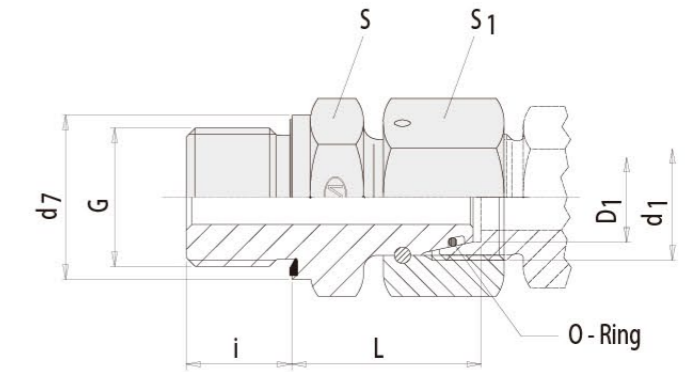
不带螺母卡套时的订货代号示例: M-EL06LOMDCF
order code of items without nut and DS-Ring for example: M-EL06LOMDCF



端直通组合接头
Stud standpipe adaptor

order code: M-EGE-R-ED

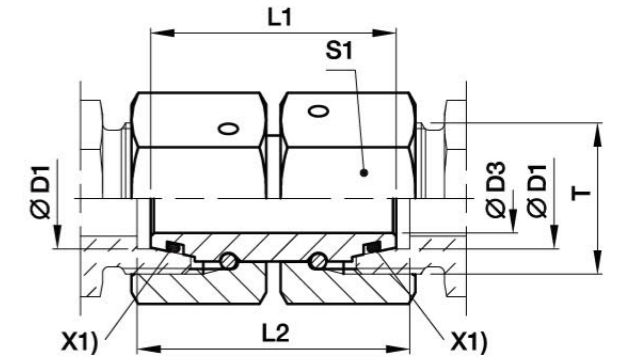
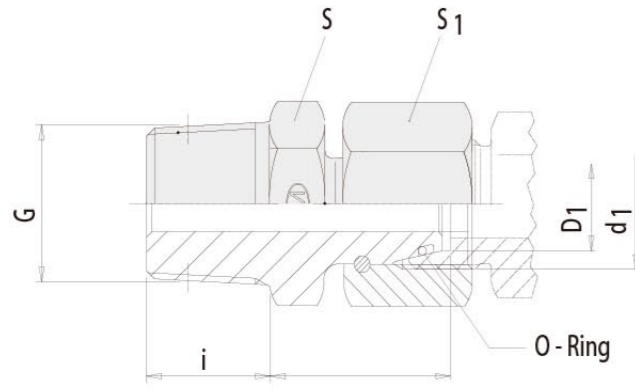
钢管外径 pipe OD	系列 PN	L	i	d ₇	G	D ₁	d ₁	S	S ₁	重量 千克/100件 kg for % pc.	O型圈 O-Ring joint	型号 ordercode
6	L 500 [2200]	24,5	8	14	G 1/8" A	6	M 12x1,5	14	17	2,4	4,5 x1,5	M-EGE06LREDCF
8		29,5	12	19	G 1/4" A	8	M 14x1,5	19	17	4,4	6,5 x1,5	M-EGE08LREDCF
10		27,5	12	19	G 1/4" A	10	M 16x1,5	19	19	4,7	8 x1,5	M-EGE10LREDCF
12	400 [1700]	27,5	12	19	G 1/4" A	12	M 18x1,5	19	22	6,8	10 x1,5	M-EGE12LR1/4EDCF
12		34	12	22	G 3/8" A	12	M 18x1,5	22	22	6,9	10 x1,5	M-EGE12LREDCF
15		32	14	27	G 1/2" A	15	M 22x1,5	27	27	12,1	12 x2	M-EGE15LREDCF
18		31,5	14	27	G 1/2" A	18	M 26x1,5	27	32	13,4	15 x2	M-EGE18LREDCF
22		32,5	16	32	G 3/4" A	22	M 30x2	32	36	19,6	20 x2	M-EGE22LREDCF
28		35	18	40	G 1" A	28	M 36x2	41	46	36,0	26 x2	M-EGE28LREDCF
35	250 [1100]	42,5	20	50	G 1 1/4" A	35	M 45x2	50	50	45,5	32 x2,5	M-EGE35LREDCF
42		46,5	22	55	G 1 1/2" A	42	M 52x2	55	60	66,2	38 x2,5	M-EGE42LREDCF
6	S 800 [3400]	27	12	19	G 1/4" A	6	M 14x1,5	19	17	4,5	4,5 x1,5	M-EGE06SREDCF
8		29,5	12	19	G 1/4" A	8	M 16x1,5	19	19	5,0	6,5 x1,5	M-EGE08SREDCF
10		32	12	22	G 3/8" A	10	M 18x1,5	22	22	7,4	8 x1,5	M-EGE10SREDCF
12	630 [2700]	34	12	22	G 3/8" A	12	M 20x1,5	22	24	8,2	10 x1,5	M-EGE12SREDCF
12		34,5	14	27	G 1/2" A	12	M 20x1,5	27	24	15,3	10 x1,5	M-EGE12SR1/2EDCF
14		36,5	14	27	G 1/2" A	14	M 22x1,5	27	27	12,6	11 x2	M-EGE14SREDCF
16		37	14	27	G 1/2" A	16	M 24x1,5	27	30	14,6	12 x2	M-EGE16SREDCF
20		43	16	32	G 3/4" A	20	M 30x2	32	36	22,1	16,3x2,4	M-EGE20SREDCF
25		48	18	40	G 1" A	25	M 36x2	41	46	40,2	20,3x2,4	M-EGE25SREDCF
30	400 [1700]	51	20	50	G 1 1/4" A	30	M 42x2	50	50	58,2	25,3x2,4	M-EGE30SREDCF
38		60	22	55	G 1 1/2" A	38	M 52x2	55	60	78,6	33,3x2,4	M-EGE38SREDCF



端直通组合接头
Stud standpipe adaptor

order code: M-EGE-M-ED

钢管外径 pipe OD	系列 PN	L	i	d ₇	G	D ₁	d ₁	S	S ₁	重量 千克/100件 kg for % pc.	O型圈 O-Ring joint	型号 ordercode
6	L 500 [2200]	24,5	8	14	M 10x1	6	M 12x1,5	14	17	2,3	4,5 x1,5	M-EGE06LMEDCF
8		26,5	12	17	M 12x1,5	8	M 14x1,5	17	17	3,8	6,5 x1,5	M-EGE08LMEDCF
10		27,5	12	19	M 14x1,5	10	M 16x1,5	19	19	4,8	8 x1,5	M-EGE10LMEDCF
12	400 [1700]	30,5	12	22	M 16x1,5	12	M 18x1,5	22	22	6,7	10x1,5	M-EGE12LMEDCF
15		31,5	12	24	M 18x1,5	15	M 22x1,5	24	27	10,1	12x2	M-EGE15LMEDCF
18		31,5	14	27	M 22x1,5	18	M 26x1,5	27	32	13,8	15x2	M-EGE18LMEDCF
22		32,5	16	32	M 26x1,5	22	M 30x2	32	36	19,9	20x2	M-EGE22LMEDCF
28		35	18	40	M 33x2	28	M 36x2	41	46	35,8	26x2	M-EGE28LMEDCF
35		42,5	20	50	M 42x2	35	M 45x2	50	50	45,0	32x2,5	M-EGE35LMEDCF
42	250 [1100]	46,5	22	55	M 48x2	42	M 52x2	55	60	70,8	38x2,5	M-EGE42LMEDCF
6		S 800 [3400]	27	12	17	M 12x1,5	6	M 14x1,5	17	17	4,0	4,5 x1,5
8	29,5		12	19	M 14x1,5	8	M 16x1,5	19	19	5,1	6,5 x1,5	M-EGE08SMEDCF
10	32		12	22	M 16x1,5	10	M 18x1,5	22	22	7,1	8 x1,5	M-EGE10SMEDCF
12	630 [2700]	34	12	24	M 18x1,5	12	M 20x1,5	24	24	8,9	10x1,5	M-EGE12SMEDCF
14		36,5	14	26	M 20x1,5	14	M 22x1,5	27	27	12,1	11 x2	M-EGE14SMEDCF
16		37	14	27	M 22x1,5	16	M 24x1,5	27	30	14,8	12x2	M-EGE16SMEDCF
20		43	16	32	M 27x2	20	M 30x2	32	36	22,3	16,3x2,4	M-EGE20SMEDCF
25		48	18	40	M 33x2	25	M 36x2	41	46	40,0	20,3x2,4	M-EGE25SMEDCF
30		51	20	50	M 42x2	30	M 42x2	50	50	58,3	25,3x2,4	M-EGE30SMEDCF
38	400 [1700]	60	22	55	M 48x2	38	M 52x2	55	60	78,2	33,3x2,4	M-EGE38SMEDCF



X1)O型圈

端直通组合接头
Stud standpipe adaptor

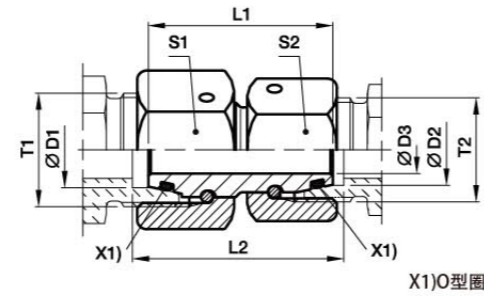
order code: M-EGE-NPT

钢管外径 pipe OD	系列 PN	L	i	G	D ₁	d ₁	S	S ₁	重量 千克/100件 kg for % pc.	O型圈 O-Ring joint	型号 order code
6	L 315 [1260]	20,5	10,0	1/8" NPT	6	M 12x1,5	11	17	2,3	4,5x1,5	M-EGE6L1/8NPTCF
8		22,5	15,0	1/4" NPT	8	M 14x1,5	14	17	4,1	6,5x1,5	M-EGE8L1/4NPTCF
10		23,0	15,0	1/4" NPT	10	M 16x1,5	14	19	4,4	8x1,5	M-EGE10L1/4NPTCF
12		24,7	15,3	3/8" NPT	12	M 18x1,5	19	22	6,9	10x1,5	M-EGE12L3/8NPTCF
15		29,5	20,0	1/2" NPT	15	M 22x1,5	22	27	12,7	12x2	M-EGE15L1/2NPTCF
18	L 160 [640]	29,0	20,0	1/2" NPT	18	M 26x1,5	24	32	14,2	15x2	M-EGE18L1/2NPTCF
22		32,0	20,0	3/4" NPT	22	M 30x2	27	36	20,0	20x2	M-EGE22L3/4NPTCF
28		36,0	25,0	1" NPT	28	M 36x2	36	46	30,6	26x2	M-EGE28L1NPTCF
35		40,0	25,5	1 1/4" NPT	35	M 45x2	46	50	48,6	32x2,5	M-EGE35L1 1/4NPTCF
42		42,5	26,0	1 1/2" NPT	42	M 52x2	50	60	66,2	38x2,5	M-EGE42L1 1/2NPTCF
6	S 630 [2520]	22,5	15,0	1/4" NPT	6	M 14x1,5	14	17	4,2	4,5x1,5	M-EGE6S1/4NPTCF
8		23,0	15,0	1/4" NPT	8	M 16x1,5	14	19	4,7	6,5x1,5	M-EGE8S1/4NPTCF
10		25,2	15,3	3/8" NPT	10	M 18x1,5	19	22	7,5	8x1,5	M-EGE10S3/8NPTCF
12		26,7	15,3	3/8" NPT	12	M 20x1,5	19	24	8,1	10x1,5	M-EGE12S3/8NPTCF
14		30,5	20,0	1/2" NPT	14	M 22x1,5	22	27	13,1	11x2	M-EGE14S1/2NPTCF
16	S 400 [1600]	31,0	20,0	1/2" NPT	16	M 24x1,5	22	30	14,5	12x2	M-EGE16S1/2NPTCF
20		34,0	20,0	3/4" NPT	20	M 30x2	27	36	22,1	16,3x2,4	M-EGE20S3/4NPTCF
25		38,5	25,0	1" NPT	25	M 36x2	36	46	42,2	20,3x2,4	M-EGE25S1NPTCF
30		45,0	25,5	1 1/4" NPT	30	M 42x2	46	50	62,8	25,3x2,4	M-EGE30S1 1/4NPTCF
38		47,5	26,0	1 1/2" NPT	38	M 52x2	50	60	77,0	33,3x2,4	M-EGE38S1 1/2NPTCF

GZ直通组合接头

order code: M-GZ

系列	D1 ⊙	T	D3	L1	L2	S1	重量 克/件	订货号*	工作压力 (bar)		
									CF	71	
L	06	M12x1,5	2,5	32	33	14	28	M-GZ06LCF	500	315	
	08	M14x1,5	4,0	32	33	17	41	M-GZ08LCF	500	315	
	10	M16x1,5	6,0	33	34	19	53	M-GZ10LCF	500	315	
	12	M18x1,5	8,0	33	34	22	71	M-GZ12LCF	400	315	
	15	M22x1,5	10,0	38	39	27	129	M-GZ15LCF	400	315	
	18	M26x1,5	13,0	36	38	32	165	M-GZ18LCF	400	315	
	22	M30x2	17,0	42	44	36	243	M-GZ22LCF	250	160	
	28	M36x2	22,0	46	48	41	319	M-GZ28LCF	250	160	
	35	M45x2	28,0	48	52	50	449	M-GZ35LCF	250	160	
	42	M52x2	34,0	52	57	60	737	M-GZ42LCF	250	160	
	S	06	M14x1,5	2,5	32	33	17	41	M-GZ06SCF	800	630
		08	M16x1,5	4,0	33	34	19	54	M-GZ08SCF	800	630
10		M18x1,5	6,0	33	35	22	74	M-GZ10SCF	800	630	
12		M20x1,5	8,0	36	38	24	95	M-GZ12SCF	630	630	
14		M22x1,5	9,0	39	41	27	131	M-GZ14SCF	630	400	
16		M24x1,5	11,0	39	42	30	172	M-GZ16SCF	630	400	
20		M30x2	14,0	44	48	36	261	M-GZ20SCF	420	400	
25		M36x2	18,0	46	53	46	477	M-GZ25SCF	420	400	
30		M42x2	23,0	52	62	50	605	M-GZ30SCF	420	400	
38		M52x2	30,0	52	67	60	826	M-GZ38SCF	420	315	

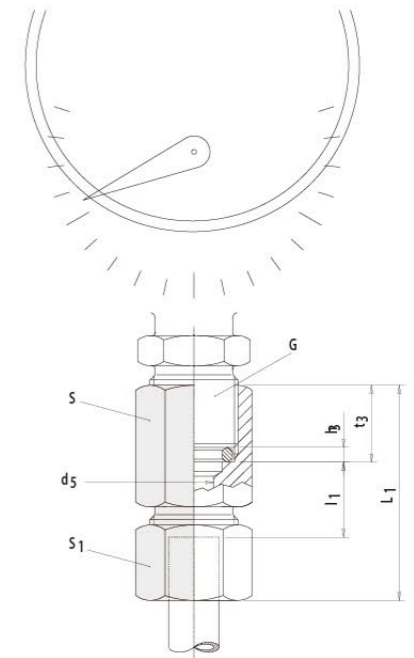


X1)O型圈

GZR 组合变径接头

order code: M-GZR

系列	D1	D2	T1	T2	D3	L1	L2	S1	S2	重量 克/件	订货号*	工作压力 (bar) CF
L/S	06	06	M14x1.5	M12x1.5	2.5	32	33.0	17	14	34	M-GZR06L/06SCF	500
L	08	06	M14x1.5	M12x1.5	2.5	32	33.0	17	14	36	M-GZR08/06LCF	500
L/S	08	08	M16x1.5	M14x1.5	4.0	33	34.0	19	17	48	M-GZR08L/08SCF	500
L	10	06	M16x1.5	M12x1.5	2.5	33	34.0	19	14	44	M-GZR10/06LCF	500
L	10	08	M16x1.5	M14x1.5	4.0	33	34.0	19	17	50	M-GZR10/08LCF	500
L/S	10	10	M18x1.5	M16x1.5	6.0	33	34.5	22	19	63	M-GZR10L/10SCF	500
L	12	06	M18x1.5	M12x1.5	2.5	33	34.0	22	14	56	M-GZR12/06LCF	400
L	12	08	M18x1.5	M14x1.5	4.0	33	34.0	22	17	62	M-GZR12/08LCF	400
L	12	10	M18x1.5	M16x1.5	6.0	33	34.0	22	19	65	M-GZR12/10LCF	400
L/S	12	12	M20x1.5	M18x1.5	8.0	36	37.5	24	22	85	M-GZR12L/12SCF	400
L	15	08	M22x1.5	M14x1.5	4.0	38	39.0	27	17	98	M-GZR15/08LCF	400
L	15	10	M22x1.5	M16x1.5	6.0	38	39.0	27	19	101	M-GZR15/10LCF	400
L	15	12	M22x1.5	M18x1.5	8.0	38	39.0	27	22	108	M-GZR15/12LCF	400
L	18	10	M26x1.5	M16x1.5	6.0	36	37.5	32	19	125	M-GZR18/10LCF	400
L	18	12	M26x1.5	M18x1.5	8.0	36	37.5	32	22	132	M-GZR18/12LCF	400
L	18	15	M26x1.5	M22x1.5	10.0	38	39.5	32	27	155	M-GZR18/15LCF	400
L/S	18	16	M26x1.5	M24x1.5	11.0	39	41.5	32	30	177	M-GZR18L/16SCF	400
L	22	12	M30x2	M18x1.5	8.0	42	43.5	36	22	195	M-GZR22/12LCF	250
L	22	15	M30x2	M22x1.5	10.0	42	43.5	36	27	215	M-GZR22/15LCF	250
L	22	18	M30x2	M26x1.5	13.0	42	44.0	36	32	228	M-GZR22/18LCF	250
L/S	22	20	M30x2	M30x2	14.0	44	47.0	36	36	266	M-GZR22L/20SCF	250
L	28	15	M36x2	M22x1.5	10.0	46	47.5	41	27	143	M-GZR28/15LCF	250
L	28	18	M36x2	M26x1.5	13.0	46	48.0	41	32	311	M-GZR28/18LCF	250
L	28	22	M36x2	M30x2	17.0	46	46.0	41	36	309	M-GZR28/22LCF	250
L/S	28	25	M36x2	M36x2	18.0	46	50.5	41	46	419	M-GZR28L/25SCF	250
L	35	18	M45x2	M26x1.5	13.0	48	51.0	50	32	430	M-GZR35/18LCF	250
L	35	22	M45x2	M30x2	17.0	48	51.0	50	36	429	M-GZR35/22LCF	250
L	35	28	M45x2	M36x2	22.0	48	51.0	50	41	415	M-GZR35/28LCF	250
L/S	35	30	M45x2	M42x2	23.0	52	59.0	50	50	577	M-GZR35L/30SCF	250
L	42	22	M52x2	M30x2	17.0	52	55.5	60	36	653	M-GZR42/22LCF	250
L	42	28	M52x2	M36x2	22.0	52	55.5	60	41	648	M-GZR42/28LCF	250
L	42	35	M52x2	M45x2	28.0	52	56.5	60	50	662	M-GZR42/35LCF	250
L/S	42	38	M52x2	M52x2	30.0	52	62.0	60	60	822	M-GZR42L/38SCF	250
S	08	06	M16x1.5	M14x1.5	2.5	33	34.0	19	17	49	M-GZR08/06SCF	800
S	10	06	M18x1.5	M14x1.5	2.5	33	34.5	22	17	60	M-GZR10/06SCF	800
S	10	08	M18x1.5	M16x1.5	4.0	33	34.5	22	19	66	M-GZR10/08SCF	800
S	12	06	M20x1.5	M14x1.5	2.5	36	37.5	24	17	77	M-GZR12/06SCF	630
S	12	08	M20x1.5	M16x1.5	4.0	36	37.5	24	19	82	M-GZR12/08SCF	630
S	12	10	M20x1.5	M18x1.5	6.0	36	38.0	24	22	89	M-GZR12/10SCF	630
S	16	10	M24x1.5	M18x1.5	6.0	39	41.5	30	22	138	M-GZR16/10SCF	630
S	16	12	M24x1.5	M20x1.5	8.0	39	41.5	30	24	143	M-GZR16/12SCF	630
S/L	16	15	M24x1.5	M22x1.5	10.0	39	41.0	30	27	153	M-GZR16S/15LCF	400
S	20	12	M30x2	M20x1.5	8.0	44	47.0	36	24	204	M-GZR20/12SCF	420

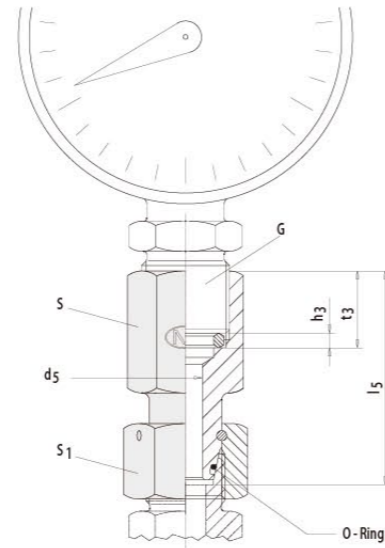


压力表组合接头
Gauge Couplings

order code: M-MAV

钢管外径 pipe OD	系列 PN	S ₁	S	L ₁	l ₁	G	d ₅	t ₃	h ₃	重量 千克/100件 kg for % pc.	型号 ordercode
6	L 400 [1700]	14	19	37	7,5	G 1/4"	2,5	14,5	4,5	4,6	M-MAV06LRCF
8		17	19	37	7,5	G 1/4"	5,5	14,5	4,5	5,3	M-MAV08LRCF
10		19	19	38	8,5	G 1/4"	5,5	14,5	4,5	6,2	M-MAV10LRCF
12		22	19	38	8,5	G 1/4"	5,5	14,5	4,5	7,0	M-MAV12LRCF
6	S 630 [2700]	17	27	46	11	G 1/2"	3,5	20	5	10,5	M-MAV06SRCF
8		19	27	46	11	G 1/2"	3,5	20	5	10,7	M-MAV08SRCF
10		22	27	47	10,5	G 1/2"	7	20	5	12,5	M-MAV10SRCF
12		24	27	47	10,5	G 1/2"	7	20	5	13,4	M-MAV12SRCF

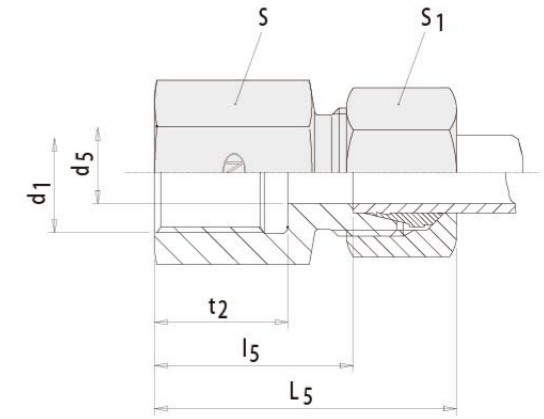
不带螺母卡套时的订货代号示例: M-MAV06LROMDCF
order code of items without nut and DS-Ring for example: M-MAV06LROMDCF



对接式压力表接头
Gauge Couplings with taper

order code: M-MAVE

钢管外径 pipe OD	系列 PN	l ₅	d ₅	t ₃	S	S ₁	h ₃	G	O型圈 O-Ring jointtorique	重量 千克/100件 kg for% pc.	型号 ordercode
6	L 400 [1700]	38	2,5	14,5	19	17	4,5	G 1/4"	4,5x1,5	4,6	M-MAVE06LRFCF
8		38	4,0	14,5	19	17	4,5	G 1/4"	6,5x1,5	5,3	M-MAVE08LRFCF
10		39,5	5,5	14,5	19	19	4,5	G 1/4"	8x1,5	6,2	M-MAVE10LRFCF
12		40,5	5,5	14,5	19	22	4,5	G 1/4"	10x1,5	7,0	M-MAVE12LRFCF
6	S 630 [2700]	45	2,5	20	27	17	5	G 1/2"	4,5x1,5	10,5	M-MAVE06SRFCF
8		45	4,0	20	27	19	5	G 1/2"	6,5x1,5	10,7	M-MAVE08SRFCF
10		47	6,0	20	27	22	5	G 1/2"	8x1,5	12,5	M-MAVE10SRFCF
12		47,5	7,0	20	27	24	5	G 1/2"	10x1,5	13,4	M-MAVE12SRFCF



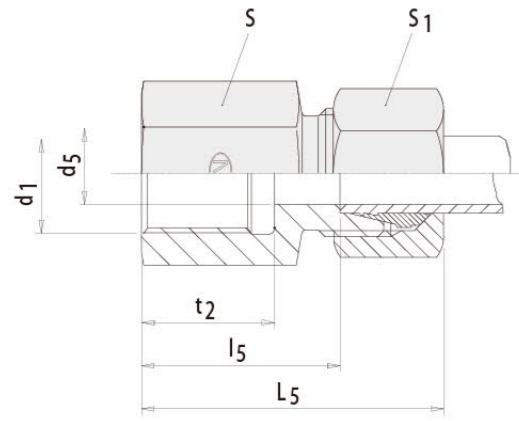
直通内螺纹接头
Female stud couplings

order code: M-GAI-R

B.S.P. parallel

系列	钢管 外径 ØO.D	d ₁	公称 压力 (bar)	最大工 作压力 (bar)	d ₅	L ₅	l ₅	l ₂	S ₁	S ₂	重量 克/件	EO碳钢
L	06	G 1/4	315	500	4	39	24.0	17.0	19	14	51	M-GAI06LRFCF
	06	G 1/4	315	500	4	34	19.0	12.0	14	14	39	M-GAI06LR1/4CF
	08	G 1/4	315	500	6	39	24.0	17.0	19	17	56	M-GAI08LRFCF
	08	G 3/8	315	500	6	40	25.0	17.0	24	17	78	M-GAI08LRA3/8CF
	08	G 1/2	315	500	6	44	29.0	20.0	27	17	97	M-GAI08LRA1/2CF
	10	G 1/4	315	500	8	40	25.0	17.0	19	19	61	M-GAI10LRFCF
	10	G 3/8	315	500	8	41	26.0	17.0	24	19	85	M-GAI10LR3/8CF
	10	G 1/2	315	500	8	45	30.0	20.0	27	19	102	M-GAI10LR1/2CF
	12	G 3/8	315	400	10	41	26.0	17.0	24	22	92	M-GAI12LRFCF
	12	G 1/2	315	400	10	45	30.0	20.0	27	22	112	M-GAI12LR1/2CF
	15	G 1/2	315	400	12	46	31.0	20.0	27	27	134	M-GAI15LRFCF
	18	G 1/2	315	400	15	47	30.5	20.0	27	32	157	M-GAI18LRFCF
	18	G 3/8	315	400	15	43	26.5	17.0	27	32	158	M-GAI18LR3/8CF
	22	G 3/4	160	250	19	52	35.5	22.0	36	36	262	M-GAI22LRFCF
28	G 1	160	250	24	55	38.0	24.5	41	41	309	M-GAI28LRFCF	
35	G 1 1/4	160	250	30	63	41.0	26.5	55	50	651	M-GAI35LRFCF	
42	G 1 1/2	160	250	36	65	42.5	28.5	60	60	779	M-GAI42LRFCF	
S	06	G 1/4	400	630	4	41	26.0	17.0	19	17	61	M-GAI06SRFCF
	08	G 1/4	400	630	5	41	26.0	17.0	19	19	69	M-GAI08SRFCF
	10	G 3/8	400	630	7	43	26.5	17.0	24	22	102	M-GAI10SRFCF
	12	G 3/8	400	630	8	43	26.5	17.0	24	24	109	M-GAI12SRFCF
	12	G 1/2	400	630	8	47	30.5	20.0	30	24	161	M-GAI12SR1/2CF
	14	G 1/2	400	630	10	50	32.0	20.0	30	27	182	M-GAI14SRFCF
	16	G 1/2	400	630	12	50	31.5	20.0	30	30	197	M-GAI16SRFCF
	20	G 3/4	315	400	16	56	34.5	22.0	36	36	300	M-GAI20SRFCF
	25	G 1 1/4	315	400	20	62	37.5	24.5	41	46	461	M-GAI25SRFCF
	30	G 1	315	400	25	69	42.0	26.5	55	50	740	M-GAI30SRFCF
38	G 1 1/2	250	315	32	74	43.5	28.5	60	60	974	M-GAI38SRFCF	

不带螺母卡套时的订货代号示例: M-GAI06LRFCFX
order code of items without nut and DS-Ring for example: M-GAI06LRFCFX



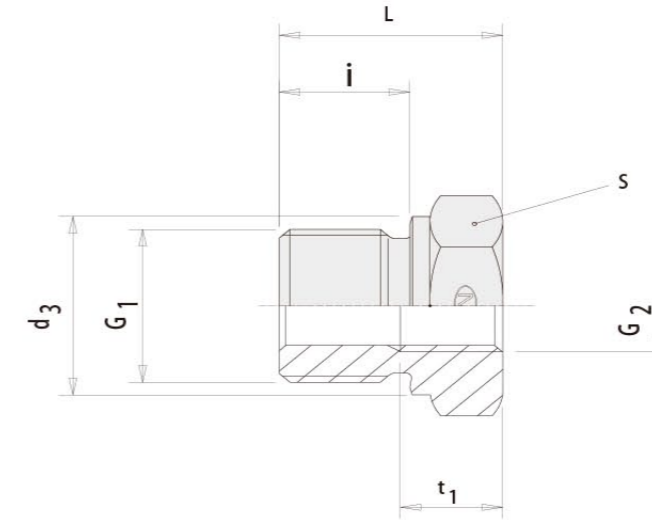
直通内螺纹接头
Female stud couplings

order code: M-GAI-M

metric, parallel

钢管外径 pipe OD	系列 PB	d ₅	L ₅	l ₅	t ₂	S	S ₁	M	重量 千克/100件 kg for % pc.	型号 ordercode
6	L 315 [863]	4	34	19,5	12,5	14	14	M 10x1	2,9	M-GAI06LMCF
8		6	39	24	17	17	17	M 12x1,5	4,7	M-GAI08LMCF
10		8	40	25	17	19	19	M 14x1,5	5,9	M-GAI10LMCF
12		10	41	26	17	22	22	M 16x1,5	7,9	M-GAI12LMCF
15		12	43	28	17	24	27	M 18x1,5	11,2	M-GAI15LMCF
18	160 [400]	15	46	29,5	19	30	32	M 22x1,5	17,4	M-GAI18LMCF
22		19	51	34,5	21	32	36	M 26x1,5	20,9	M-GAI22LMCF
28		24	54	37,5	24	41	41	M 33x2	31,2	M-GAI28LMCF
35		30	62	40,5	26	55	50	M 42x2	57,9	M-GAI35LMCF
42		36	65	42	28	60	60	M 48x2	76,0	M-GAI42LMCF
6	S 630 [1575]	4	41	26	17	17	17	M 12x1,5	5,3	M-GAI06SMCF
8		5	41	26	17	19	19	M 14x1,5	6,4	M-GAI08SMCF
10		7	43	26,5	17	22	22	M 16x1,5	9,0	M-GAI10SMCF
12		8	44	27,5	17	22	24	M 18x1,5	10,6	M-GAI12SMCF
14		10	49	31	19	27	27	M 20x1,5	14,9	M-GAI14SMCF
16	400 [1000]	12	49	30,5	19	27	30	M 22x1,5	18,3	M-GAI16SMCF
20		16	56	34,5	22	36	36	M 27x2	29,9	M-GAI20SMCF
25		20	61	37	24	41	46	M 33x2	45,5	M-GAI25SMCF
30		25	68	41,5	26	55	50	M 42x2	73,0	M-GAI30SMCF
38		32	74	43	28	60	60	M 48x2	93,8	M-GAI38SMCF

不带螺母卡套时的订货代号示例: M-GAI06LMCFX
order code of items without nut and DS-Ring for example: M-GAI06LMCFX

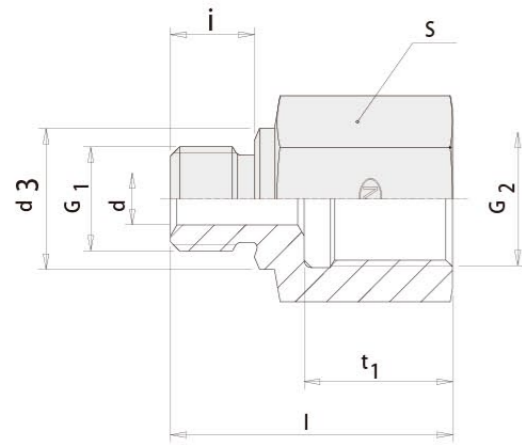


订货代号 (举例)
变径——M-RI 3/8 - 1/8
外螺纹G₁
内螺纹G₂
Ordering example
Reducer - M-RI 3/8 - 1/8
Male thread G₁
Female thread G₂

变径内螺纹接头
Reducing adaptor

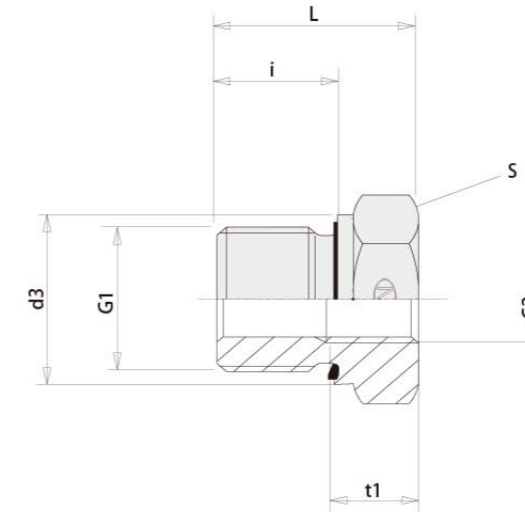
order code: M-RI

外螺纹 Male thread G ₁	内螺纹 Female thread G ₂	PB	l	i	S	d ₃	t ₁	重量 千克/100件 kg for % pc.	型号 ordercode G ₁ -G ₂
G 3/8" A	G 1/8"	630	22,5	12	22	22	8	4,0	M-RI3/8*1/8CFX
G 1/2" A	G 1/4"	400	24	14	27	26	12	6,0	M-RI1/2*1/4CFX
G 1/2" A	G 1/8"	400	24	14	27	26	8	6,0	M-RI1/2*1/8CFX
G 3/4" A	G 1/4"	400	26	16	32	32	12	9,5	M-RI3/4*1/4CFX
G 3/4" A	G 3/8"	400	26	16	32	32	12	9,0	M-RI3/4*3/8CFX
G 1" A	G 1/4"	400	29	18	41	39	12	20,0	M-RI1*1/4CFX
G 1" A	G 3/8"	400	29	18	41	39	12	18,0	M-RI1*3/8CFX
G 1" A	G 1/2"	400	29	18	41	39	14	16,0	M-RI1*1/2CFX
G 1 1/4" A	G 1/2"	250	32	20	50	49	14	31,0	M-RI1 1/4*1/2CFX
G 1 1/4" A	G 3/4"	250	32	20	50	49	16	27,0	M-RI1 1/4*3/4CFX
G 1 1/2" A	G 1/2"	250	36	22	55	55	14	47,0	M-RI1 1/2*1/2CFX
G 1 1/2" A	G 3/4"	250	36	22	55	55	16	43,0	M-RI1 1/2*3/4CFX
G 1 1/2" A	G 1"	250	36	22	55	55	18	34,5	M-RI1 1/2*1CFX



订货代号 (举例)
 变径—M-RI 1/8 - 3/8
 外螺纹G₁
 内螺纹G₂

Reducer - M-RI 1/8 - 3/8
 Male thread G₁
 Female thread G₂



订货代号 (举例)
 变径—M-RI 3/8 - ED - 1/8
 外螺纹G₁
 ED 型弹性密封
 内螺纹G₂

Ordering example
 Reducer - M-RI 3/8 - ED - 1/8
 Male thread G₁
 ED captive seal
 Female thread G₂

变径内螺纹接头
 Reducing adaptor

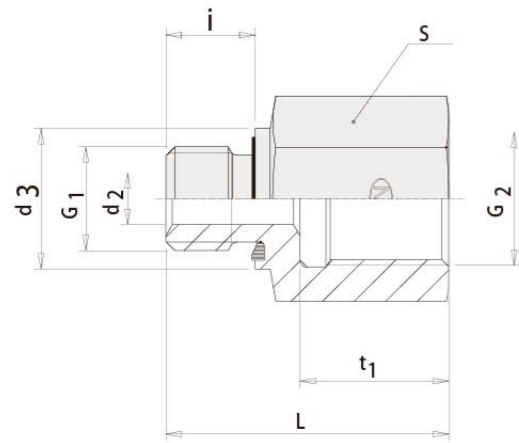
order code: M-RI

外螺纹 Male thread G ₁	内螺纹 Female thread G ₂	PB	l	i	S	d	d ₃	t ₁	重量 千克/100件 kg for % pc.	型号 ordercode G ₁ -G ₂
G 1/8" A	G 1/4"	630	31	8	19	4	14	17	3,6	M-RI1/8*1/4CFX
G 1/8" A	G 3/8"	630	32	8	24	4	14	17	4,5	M-RI1/8*3/8CFX
G 1/4" A	G 1/8"	630	28	12	19	5	18	12	3,6	M-RI1/4*1/8CFX
G 1/4" A	G 3/8"	630	36	12	24	5	18	17	6,6	M-RI1/4*3/8CFX
G 1/4" A	G 1/2"	630	40	12	30	5	18	20	8,5	M-RI1/4*1/2CFX
G 1/4" A	G 3/4"	400	43	12	36	5	18	22	17,3	M-RI1/4*3/4CFX
G 3/8" A	G 1/4"	630	36	12	22	8	22	17	3,0	M-RI3/8*1/4CFX
G 3/8" A	G 1/2"	630	41	12	30	8	22	20	9,0	M-RI3/8*1/2CFX
G 3/8" A	G 3/4"	400	44	12	36	8	22	22	17,5	M-RI3/8*3/4CFX
G 1/2" A	G 3/8"	400	36	14	27	12	26	17	9,5	M-RI1/2*3/8CFX
G 1/2" A	G 3/4"	400	46	14	36	12	26	22	18,0	M-RI1/2*3/4CFX
G 1/2" A	G 1"	400	49	14	41	12	26	24,5	22,5	M-RI1/2*1CFX
G 1/2" A	G 1 1/4"	250	53	14	55	10	26	26,5	47,0	M-RI1/2*1 1/4CFX
G 3/4" A	G 1/2"	400	41	16	32	16	32	20	15,0	M-RI3/4*1/2CFX
G 3/4" A	G 1"	400	51	16	41	16	32	24,5	23,5	M-RI3/4*1CFX
G 3/4" A	G 1 1/4"	250	55	16	55	16	32	26,5	48,3	M-RI3/4*1 1/4CFX
G 3/4" A	G 1 1/2"	250	57	16	60	16	32	28,5	54,5	M-RI3/4*1 1/2CFX
G 1" A	G 3/4"	400	47	18	41	20	39	22	28,0	M-RI1*3/4CFX
G 1" A	G 1 1/4"	250	57	18	55	20	39	26,5	51,0	M-RI1*1 1/4CFX
G 1" A	G 1 1/2"	250	59	18	60	20	39	28,5	56,5	M-RI1*1 1/2CFX
G 1 1/4" A	G 1"	250	52	20	50	25	49	24,5	45,5	M-RI1 1/4*1CFX
G 1 1/4" A	G 1 1/2"	250	60	20	60	25	49	28,5	58,0	M-RI1 1/4*1 1/2CFX
G 1 1/2" A	G 1 1/4"	250	58	22	55	32	55	26,5	53,0	M-RI1 1/2*1 1/4CFX

变径内螺纹接头-ED型弹性密封
 Reducing adaptor with captive seal

order code: M-RI-ED

外螺纹 Male thread	内螺纹 Female thread	PB	l	i	S	d ₁	t ₁	重量 千克/100件 kg for % pc.	型号 order code
G 3/8" A	G 1/8"	630	23	12	22	22	12	3,9	M-RI3/8ED*1/8CF
G 1/2" A	G 1/8"	630	24	14	27	27	12	6,6	M-RI1/2ED*1/8CF
G 1/2" A	G 1/4"	630	24	14	27	27	12	5,6	M-RI1/2ED*1/4CF
G 3/4" A	G 1/4"	400	26	16	32	32	12	10,3	M-RI3/4ED*1/4CF
G 3/4" A	G 3/8"	400	26	16	32	32	12	8,7	M-RI3/4ED*3/8CF
G 1" A	G 1/4"	400	29	18	41	40	12	19,5	M-RI1ED*1/4CF
G 1" A	G 3/8"	400	29	18	41	40	12	17,9	M-RI1ED*3/8CF
G 1" A	G 1/2"	400	29	18	41	40	14	15,7	M-RI1ED*1/2CF
G 1 1/4" A	G 1/2"	400	32	20	50	50	14	30,8	M-RI1 1/4ED*1/2CF
G 1 1/4" A	G 3/4"	400	32	20	50	50	16	26,6	M-RI1 1/4ED*3/4CF
G 1 1/2" A	G 1/2"	315	36	22	55	55	14	47,0	M-RI1 1/2ED*1/2CF
G 1 1/2" A	G 3/4"	315	36	22	55	55	16	40,2	M-RI1 1/2ED*3/4CF
G 1 1/2" A	G 1"	315	36	22	55	55	18	33,7	M-RI1 1/2ED*1CF

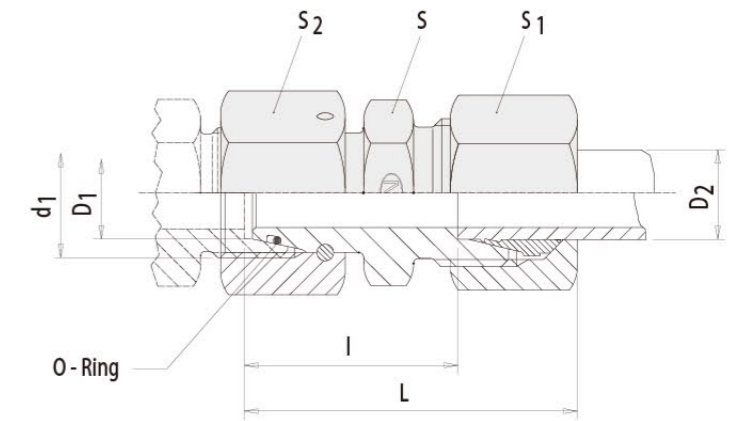


订货代号 (举例)
 变径—M-RI 1/8 - ED - 3/8
 外螺纹G₁
 ED 型弹性密封
 内螺纹G₂
 Ordering example
 Reducer - M-RI 1/8 - ED - 3/8
 Male thread G₁
 ED captive seal
 Female thread G₂

变径内螺纹接头-ED型弹性密封
 Reducing adaptor with captive seal

order code: M-RI-ED

外螺纹 Male thread G ₁	内螺纹 Female thread G ₂	PB	L	i	S	d ₂	d ₃	t ₁	重量 千克/100件 kg for % pc.	型号 order code G ₁ -G ₂
G 1/8" A	G 1/4"	630	31	8	19	4	14	17	3,9	M-RI1/8ED*1/4CF
G 1/8" A	G 3/8"	630	32	8	24	4	14	17	6,3	M-RI1/8ED*3/8CF
G 1/4" A	G 1/8"	630	29	12	19	4	19	12	3,8	M-RI1/4ED*1/8CF
G 1/4" A	G 3/8"	630	36	12	24	4	19	17	6,7	M-RI1/4ED*3/8CF
G 1/4" A	G 1/2"	630	40	12	30	4	19	20	11,6	M-RI1/4ED*1/2CF
G 1/4" A	G 3/4"	630	44	12	36	4	19	22	17,0	M-RI1/4ED*3/4CF
G 3/8" A	G 1/4"	630	36	12	22	8	22	17	6,8	M-RI3/8ED*1/4CF
G 3/8" A	G 1/2"	630	41	12	30	8	21,9	20	14,3	M-RI3/8ED*1/2CF
G 3/8" A	G 3/4"	400	44	12	36	8	22	22	18,3	M-RI3/8ED*3/4CF
G 1/2" A	G 3/8"	630	37	14	27	10	27	17	9,1	M-RI1/2ED*3/8CF
G 1/2" A	G 3/4"	400	46	14	36	10	27	22	18,2	M-RI1/2ED*3/4CF
G 1/2" A	G 1"	400	49	14	41	10	27	24,5	22,1	M-RI1/2ED*1CF
G 1/2" A	G 1 1/4"	400	53	14	55	10	27	26,5	48,2	M-RI1/2ED*11/4CF
G 3/4" A	G 1/2"	400	43	16	32	16	32	20	14,3	M-RI3/4ED*1/2CF
G 3/4" A	G 1"	400	51	16	41	16	32	24,5	23,5	M-RI3/4ED*1CF
G 3/4" A	G 1 1/4"	400	55	16	55	16	32	26,5	48,1	M-RI3/4ED*11/4CF
G 3/4" A	G 1 1/2"	315	57	16	60	16	32	28,5	56,0	M-RI3/4ED*11/2CF
G 1" A	G 3/4"	400	49	18	41	20	40	22	26,8	M-RI1ED*3/4CF
G 1" A	G 1 1/4"	400	57	18	55	20	40	26,5	50,3	M-RI1ED*11/4CF
G 1" A	G 1 1/2"	315	59	18	60	20	40	28,5	58,5	M-RI1ED*11/2CF
G 1 1/4" A	G 1"	400	53	20	50	25	50	24,5	45,8	M-RI1 1/4ED*1CF
G 1 1/4" A	G 1 1/2"	315	60	20	60	25	50	28,5	61,6	M-RI1 1/4ED*11/2CF
G 1 1/2" A	G 1 1/4"	315	59	22	55	32	55	26,5	54,2	M-RI1 1/2ED*11/4CF

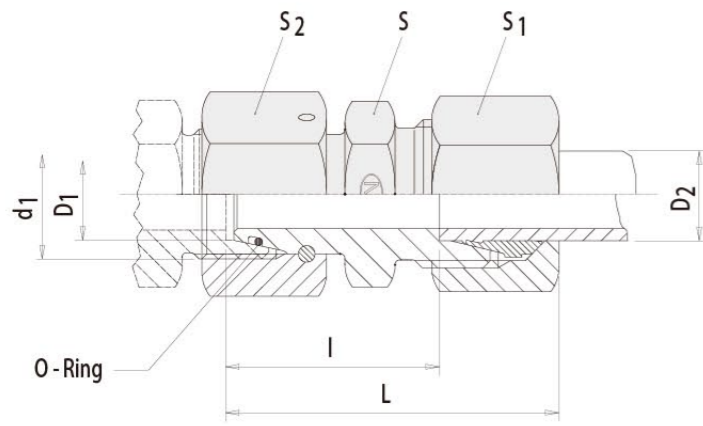


对接式变径接头
 Reducing connections with taper

order code: M-RED

钢管外径 pipe OD D ₁ D ₂	系列 PN	L	I	S	S ₁	S ₂	d ₁	O型圈 O-ring jointtorique	重量 千克/100件 kg for % pc.	型号 ordercode
8 6	L 500 [2200]	37,5	23	12	14	17	M 14x1,5	6,5x1,5	3,9	M-RED08/06LCF
10 6		39	24,5	14	14	19	M 16x1,5	8x1,5	4,9	M-RED10/06LCF
10 8		39,5	24,5	14	17	19	M 16x1,5	8x1,5	5,3	M-RED10/08LCF
12 6		39,5	25	17	14	22	M 18x1,5	10x1,5	6,3	M-RED12/06LCF
12 8		40	25	17	17	22	M 18x1,5	10x1,5	6,8	M-RED12/08LCF
12 10		41	26	17	19	22	M 18x1,5	10x1,5	7,0	M-RED12/10LCF
15 6		41	26,5	22	14	27	M 22x1,5	12x2	5,5	M-RED15/06LCF
15 8		41,5	26,5	22	17	27	M 22x1,5	12x2	9,8	M-RED15/08LCF
15 10		42,5	27,5	22	19	27	M 22x1,5	12x2	10,7	M-RED15/10LCF
15 12		42	27,5	22	22	27	M 22x1,5	12x2	11,0	M-RED15/12LCF
18 6	400 [1700]	43	28,5	24	14	32	M 26x1,5	15X2	11,9	M-RED18/06LCF
18 8		43,5	28,5	24	17	32	M 26x1,5	15X2	12,4	M-RED18/08LCF
18 10		44,5	29,5	24	19	32	M 26x1,5	15X2	12,8	M-RED18/10LCF
18 12		44	29,5	24	22	32	M 26x1,5	15X2	17,2	M-RED18/12LCF
18 15		46	30,5	24	27	32	M 26x1,5	15X2	19,0	M-RED18/15LCF
22 6		45,5	31	27	14	36	M 30x2	20X2	16,9	M-RED22/06LCF
22 8		46	31	27	17	36	M 30x2	20X2	17,6	M-RED22/08LCF
22 10		47	32	27	19	36	M 30x2	20X2	17,8	M-RED22/10LCF
22 12		46,5	32	27	22	36	M 30x2	20X2	18,6	M-RED22/12LCF
22 15		48,5	33	27	27	36	M 30x2	20X2	20,8	M-RED22/15LCF
22 18	49	32,5	27	32	36	M 30x2	20X2	24,4	M-RED22/18LCF	

不带螺母卡套时的订货代号示例: M-RED22/18LOMDCF
 order code of items without nut and DS-Ring for example: M-RED22/18LOMDCF



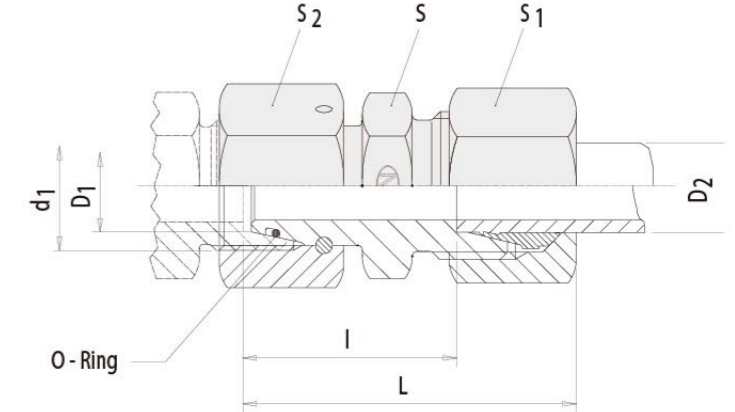
对接式变径接头

Reducing connections with taper

order code: M-RED

钢管外径 pipe OD D ₁ D ₂	系列 PN	L	I	S	S ₁	S ₂	d ₁	O型圈 O-ring jointorique	重量 千克/100件 kg for % pc.	型号 ordercode
28 6		45,5	31	36	14	46	M 36x2	26x2	29,3	M-RED28/06LCF
28 8		47	32	36	17	46	M 36x2	26x2	29,3	M-RED28/08LCF
28 10		48	33	36	19	46	M 36x2	26x2	29,9	M-RED28/10LCF
28 12		47,5	33	36	22	46	M 36x2	26x2	30,8	M-RED28/12LCF
28 15		49,5	34	36	27	46	M 36x2	26x2	33,0	M-RED28/15LCF
28 18		50	33,5	36	32	46	M 36x2	26x2	38,3	M-RED28/18LCF
28 22		52	35,5	36	36	46	M 36x2	26x2	39,1	M-RED28/22LCF
35 6		50,5	36	46	14	50	M 45x2	32x2,5	33,2	M-RED35/06LCF
35 8		51	36	46	17	50	M 45x2	32x2,5	33,7	M-RED35/08LCF
35 10		52	37	46	19	50	M 45x2	32x2,5	34,2	M-RED35/10LCF
35 12		51,5	37	46	22	50	M 45x2	32x2,5	35,3	M-RED35/12LCF
35 15	250	53,5	38	46	27	50	M 45x2	32x2,5	37,1	M-RED35/15LCF
35 18	[1100]	54	37,5	46	32	50	M 45x2	32x2,5	39,1	M-RED35/18LCF
35 22		56	39,5	46	36	50	M 45x2	32x2,5	41,6	M-RED35/22LCF
35 28		56	39,5	46	41	50	M 45x2	32x2,5	42,6	M-RED35/28LCF
42 6		52,5	38	50	14	60	M 52x2	38x2,5	51,2	M-RLDKO42/6
42 8		53	38	50	17	60	M 52x2	38x2,5	51,8	M-RLDKO42/8
42 10		54	39	50	19	60	M 52x2	38x2,5	52,3	M-RED42/10LCF
42 12		53,5	39	50	22	60	M 52x2	38x2,5	53,4	M-RED42/12LCF
42 15		55,5	40	50	27	60	M 52x2	38x2,5	55,1	M-RED42/15LCF
42 18		56	39,5	50	32	60	M 52x2	38x2,5	60,7	M-RED42/18LCF
42 22		58	41,5	50	36	60	M 52x2	38x2,5	66,5	M-RED42/22LCF
42 28		58	41,5	50	41	60	M 52x2	38x2,5	68,0	M-RED42/28LCF
42 35		61,5	40	50	50	60	M 52x2	38x2,5	69,5	M-RED42/35LCF

不带螺母卡套时的订货代号示例: M-RED28/6LOMDCF
order code of items without nut and DS-Ring for example: M-RED28/6LOMDCF



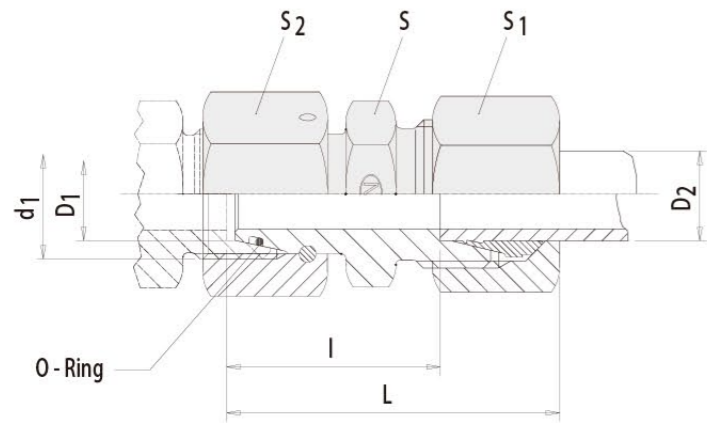
对接式变径接头

Reducing connections with taper

order code: M-RED

钢管外径 pipe OD D ₁ D ₂	系列 PN	L	I	S	S ₁	S ₂	d ₁	O型圈 O-ring jointorique	重量 千克/100件 kg for % pc.	型号 ordercode
8 6		43	28	14	17	19	M 16x1,5	6,5x1,5	3,4	M-RED08/06SCF
10 6		45,5	30,5	17	17	22	M 18x1,5	8x1,5	7,2	M-RED10/06SCF
10 8	800 [3400]	45,5	30,5	17	19	22	M 18x1,5	8x1,5	7,8	M-RED10/08SCF
12 6		46	31	19	17	24	M 20x1,5	10x1,5	8,3	M-RED12/06SCF
12 8		46	31	19	19	24	M 20x1,5	10x1,5	9,3	M-RED12/08SCF
12 10		46,5	30,5	19	22	24	M 20x1,5	10x1,5	10,7	M-RED12/10SCF
14 6		48,5	33,5	22	17	27	M 22x1,5	11x2	9,2	M-RED14/06SCF
14 8		48,5	33,5	22	19	27	M 22x1,5	11x2	9,9	M-RED14/08SCF
14 10		49	33	22	22	27	M 22x1,5	11x2	11,0	M-RED14/10SCF
14 12	630 [2700]	49	33	22	24	27	M 22x1,5	11x2	11,9	M-RED14/12SCF
16 6		49	34	22	17	30	M 24x1,5	12x2	12,7	M-RED16/06SCF
16 8		49	34	22	19	30	M 24x1,5	12x2	14,8	M-RED16/08SCF
16 10		49,5	33,5	22	22	30	M 24x1,5	12x2	14,8	M-RED16/10SCF
16 12		49,5	33,5	22	24	30	M 24x1,5	12x2	15,5	M-RED16/12SCF
16 14		53	35	24	27	30	M 24x1,5	12x2	16,3	M-RED16/14SCF
20 6		53,5	38,5	27	17	36	M 30x2	16,3x2,4	18,9	M-RED20/06SCF
20 8		53,5	38,5	27	19	36	M 30x2	16,3x2,4	20,5	M-RED20/08SCF
20 10		54	38	27	22	36	M 30x2	16,3x2,4	20,6	M-RED20/10SCF
20 12	400 [1700]	54	38	27	24	36	M 30x2	16,3x2,4	21,3	M-RED20/12SCF
20 14		57,5	38,5	27	27	36	M 30x2	16,3x2,4	23,2	M-RED20/14SCF
20 16		57,5	39	27	30	36	M 30x2	16,3x2,4	25,9	M-RED20/16SCF

不带螺母卡套时的订货代号示例: M-RED08/06SOMDCF
order code of items without nut and DS-Ring for example: M-RED08/06SOMDCF

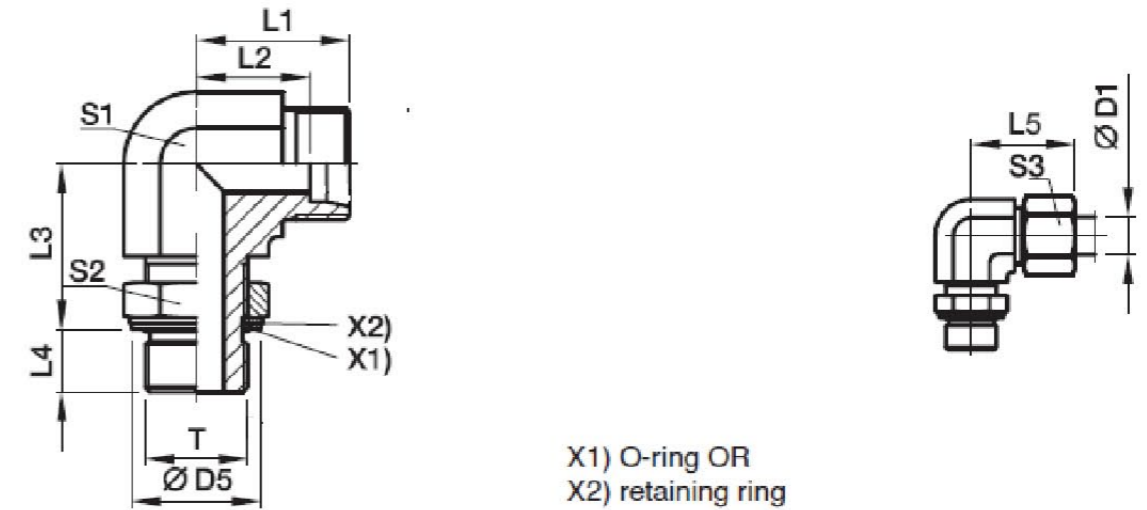


对接式变径接头
Reducing connections with taper

order code: M-RED

钢管外径 pipe OD D ₁ D ₂	系列 PN	L	I	S	S ₁	S ₂	d ₁	O型圈 O-ring jointorique	重量 千克/100件 kg for % pc.	型号 ordercode
25 6		57	42	36	17	46	M 36x2	20,3x2,4	30,8	M-RED25/06SCF
25 8		57	42	36	19	46	M 36x2	20,3x2,4	31,9	M-RED25/08SCF
25 10		57,5	41,5	36	22	46	M 36x2	20,3x2,4	33,2	M-RED25/10SCF
25 12		57,5	41,5	36	24	46	M 36x2	20,3x2,4	33,4	M-RED25/12SCF
25 14		61	43	36	27	46	M 36x2	20,3x2,4	35,1	M-RED25/14SCF
25 16		61	42,5	36	30	46	M 36x2	20,3x2,4	37,3	M-RED25/16SCF
25 20		64	42,5	36	36	46	M 36x2	20,3x2,4	43,6	M-RED25/20SCF
30 6		61	46	41	17	50	M 42x2	25,3x2,4	42,9	M-RED30/06SCF
30 8		61	46	41	19	50	M 42x2	25,3x2,4	43,1	M-RED30/08SCF
30 10		61,5	45,5	41	22	50	M 42x2	25,3x2,4	43,6	M-RED30/10SCF
30 12		61,5	45,5	41	24	50	M 42x2	25,3x2,4	44,3	M-RED30/12SCF
30 14	400	65	47	41	27	50	M 42x2	25,3x2,4	46,1	M-RED30/14SCF
30 16	[1700]	65	46,5	41	30	50	M 42x2	25,3x2,4	48,7	M-RED30/16SCF
30 20		68	46,5	41	36	50	M 42x2	25,3x2,4	53,6	M-RED30/20SCF
30 25		71	47	41	46	50	M 42x2	25,3x2,4	67,3	M-RED30/25SCF
38 6		64,5	49,5	50	17	60	M 52x2	33,3x2,4	70,8	M-RED38/06SCF
38 8		64,5	49,5	50	19	60	M 52x2	33,3x2,4	71,0	M-RED38/08SCF
38 10		65	49	50	22	60	M 52x2	33,3x2,4	71,4	M-RED38/10SCF
38 12		65	49	50	24	60	M 52x2	33,3x2,4	72,0	M-RED38/12SCF
38 14		68,5	50,5	50	27	60	M 52x2	33,3x2,4	74,3	M-RED38/14SCF
38 16		68,5	50	50	30	60	M 52x2	33,3x2,4	77,0	M-RED38/16SCF
38 20		71,5	50	50	36	60	M 52x2	33,3x2,4	81,2	M-RED38/20SCF
38 25		74,5	50,5	50	46	60	M 52x2	33,3x2,4	85,0	M-RED38/25SCF
38 30		77,5	51	50	50	60	M 52x2	33,3x2,4	87,8	M-RED38/30SCF

不带螺母卡套时的订货代号示例: M-RED25/10SOMDCF
order code of items without nut and DS-Ring for example: M-RED25/10SOMDCF



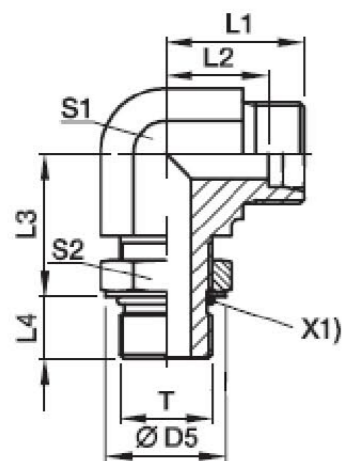
X1) O-ring OR
X2) retaining ring

端直角可调向接头—公制螺纹
Adjustable Lock Nut Elbow

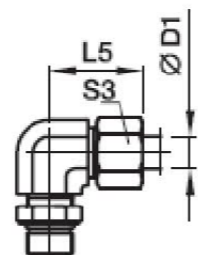
order code: M-WEE-M

钢管外径 pipe OD	系列 series	L ₅	L ₂	L ₃	L ₄	D ₅	S ₃	S ₁	S ₂	O型圈 O-Ring	T	公称压力 (bar)	最大工作 压力 (bar)	重量 千克/100件 kg for % pc.	型号 order code
6		29	14	20	7	15	14	14	14	OR8X1.88X	M 10x1	315	420	6,6	M-WEE06LMCF
8		31	16	22	10	18	17	14	17	OR9.4X2.1X	M 12x1.5	315	420	6,6	M-WEE08LMCF
10	L	32	17	24	10	20	19	19	19	OR11.4X2.1X	M 14x1.5	315	420	8,7	M-WEE10LMCF
12	[4560]	34	19	25	10	23	22	19	22	OR13.4X2.1X	M 16x1.5	315	420	9,5	M-WEE12LMCF
15		36	21	31	11	25	27	22	24	OR15.54X2.62X	M 18x1.5	315	420	22,4	M-WEE15LMCF
18	250	40	24	33	12	28	32	27	27	OR19.2X3X	M 22x1.5	250	400	28,4	M-WEE18LMCF
	[3625]														
22		44	28	36	14	33	36	30	32	OR23.47X2.95X	M 27x2	160	250	53,4	M-WEE22LMCF
28	160	47	31	39	14	41	41	36	41	OR28X3.15X	M 33x2	160	250	60,9	M-WEE28LMCF
	[2320]														
35		59	38	49	14	51	50	50	50	OR37.69X3.53X	M 42x2	160	250	84,4	M-WEE35LMCF
42		61	38	50	16	56	60	50	55	OR42.5X3.15X	M 48x2	160	250	92,8	M-WEE42LMCF
6		30	15	22	10	18	17	14	17	OR9.4X2.1X	M 12x1.5	315	500	7,2	M-WEE06SMCF
8	S	32	17	26	10	20	19	19	19	OR11.4X2.1X	M 14x1.5	315	500	8,8	M-WEE08SMCF
10	[4560]	34	18	27	11	23	22	19	22	OR13.4X2.1X	M 16x1.5	315	500	9,7	M-WEE10SMCF
12		38	22	31	12	25	24	22	24	OR15.54X2.62X	M 18x1.5	315	500	22,7	M-WEE12SMCF
16		43	25	36	14	28	30	27	27	OR19.2X3X	M 22x1.5	250	400	28,6	M-WEE16SMCF
20	250	49	28	39	16	33	36	30	32	OR23.47X2.95X	M 27x2	250	400	55,3	M-WEE20SMCF
	[3625]														
25		54	30	44	16	41	46	36	41	OR28X3.15X	M 33x2	160	250	72,2	M-WEE25SMCF
30	160	62	36	51	17	51	50	50	50	OR37.69X3.53X	M 42x2	160	250	93,2	M-WEE30SMCF
	[2320]														
38		65	34	54	19	56	60	50	55	OR42.5X3.15X	M 48x2	160	250	104,2	M-WEE38SMCF

不带螺母卡套时的订货代号示例: M-WEE06LMOMDCF
order code of items without nut and DS-Ring for example: M-WEE06LMOMDCF



X1) O-ring OR

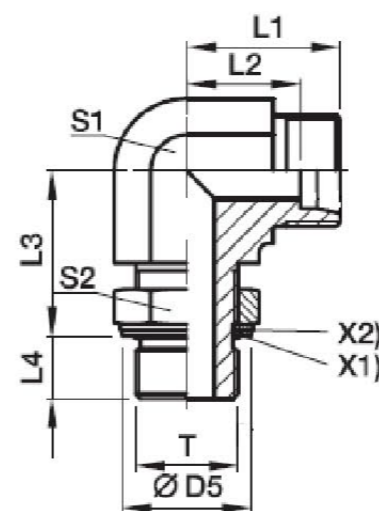


端直角可调向接头—公制螺纹O型圈密封
Adjustable Lock Nut Elbow

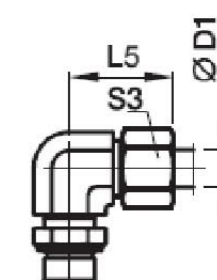
order code: M-WEE-OR

钢管外径 pipe OD	系列 series	L ₂	L ₃	i	D ₁	S ₂	S ₃	S ₄	O型圈 O-Ring	G	公称压力 (bar)	最大工作 压力 (bar)	重量 千克/100件 kg for % pc.	型号 ordercode
6		29	14	20	7	15	14	14	OR8.1X1.6X	M 10x1	315	420	6,6	M-WEE06LMORCF
8		31	16	22	10	18	17	14	OR9.3X2.2X	M 12x1.5	315	420	6,6	M-WEE08LMORCF
10	L [4560]	32	17	25	10	20	19	19	OR11.32.2X	M 14x1.5	315	420	8,7	M-WEE10LMORCF
12		34	19	26	10	23	22	19	OR13.3X2.2X	M 16x1.5	315	420	9,5	M-WEE12LMORCF
15		36	21	30	11	25	27	22	OR15.3X2.2X	M 18x1.5	315	420	22,4	M-WEE15LMORCF
18		40	24	33	12	28	32	27	OR19.3X2.2X	M 22x1.5	315	420	28,4	M-WEE18LMORCF
22		44	28	35	14	33	36	30	OR23.6X2.9X	M 27x2	160	250	53,4	M-WEE22LM27X2ORCF
28	160 [2320]	47	31	38	14	41	41	36	OR29.6X2.9X	M 33x2	160	250	60,7	M-WEE28LMORCF
35		59	38	48	14	51	50	50	OR38.6X2.9X	M 42x2	160	250	84,4	M-WEE35LMORCF
42		61	38	49	16	56	60	55	OR44.6X2.9X	M 48x2	160	250	92,8	M-WEE42LMORCF
6		30	15	22	10	18	17	14	OR9.3X2.2X	M 12x1.5	400	630	7,2	M-WEE06SMORCF
8		32	17	26	10	20	19	19	OR11.3X2.2X	M 14x1.5	400	630	8,8	M-WEE08SMORCF
10	S 400 [5800]	34	18	27	11	23	22	19	OR13.3X2.2X	M 16x1.5	400	630	9,7	M-WEE10SMORCF
12		38	22	31	12	25	24	22	OR15.3X2.2X	M 18x1.5	400	630	22,7	M-WEE12SMORCF
16		43	25	35	14	28	30	27	OR19.3X2.2X	M 22x1.5	400	630	28,6	M-WEE16SMORCF
20		49	28	39	16	33	36	30	OR23.6X2.9X	M 27x2	400	630	55,3	M-WEE20SMORCF
25	315 [4560]	54	30	44	16	41	46	36	OR29.6X2.9X	M 33x2	315	420	72,2	M-WEE25SMORCF
30	250 [3625]	62	36	51	17	51	50	50	OR38.6X2.9X	M 42x2	250	400	93,2	M-WEE30SMORCF
38	200 [2900]	65	34	54	19	56	60	55	OR44.6X2.9X	M 48x2	200	315	104,2	M-WEE38SMORCF

不带螺母卡套时的订货代号示例: M-WEE06LMOROMDCF
order code of items without nut and DS-Ring for example: M-WEE06LMOROMDCF



X1) O-ring OR
X2) retaining ring

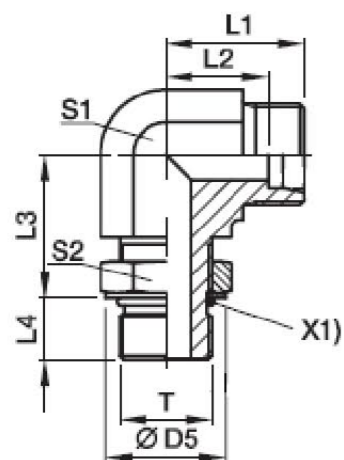


端直角可调向接头—英制螺纹
Adjustable Lock Nut Elbow

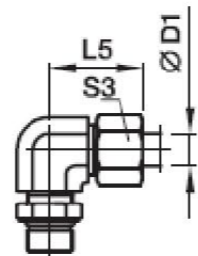
order code: M-WEE-R

钢管外径 pipe OD	系列 series	L ₂	L ₃	i	D ₁	S ₂	S ₃	S ₄	O型圈 O-Ring	G	公称压力 (bar)	最大工作 压力 (bar)	重量 千克/100件 kg for % pc.	型号 ordercode
4	LL 250 [3525]	21	11.3	20	6.5	15	10	11	OR8X1.88X	G 1/8A	250	315	6,6	M-WEE04LLRCF
6		21	11.3	20	6.5	15	12	11	OR8X1.88X	G 1/8A	250	315	6,6	M-WEE06LLRCF
6		29	14	19	7	15	14	14	OR8X1.88X	G 1/8A	315	420	6,6	M-WEE06LRCF
8	L 315 [4560]	31	16	23	9	20	17	14	OR10.77X2.62X	G 1/4A	315	420	6,6	M-WEE08LRCF
10		32	17	25	9	20	19	19	OR10.77X2.62X	G 1/4A	315	420	11,9	M-WEE10LRCF
12		34	19	28	9	23	22	19	OR13.94X2.62X	G 3/8A	250	400	13,8	M-WEE12LRCF
15	250 [3625]	36	21	30	13	28	27	27	OR17X3X	G 1/2A	250	400	28,3	M-WEE15LRCF
18		40	24	36	13	28	32	27	OR17X3X	G 1/2A	250	400	34,4	M-WEE18LRCF
22		44	28	36	13	33	36	30	OR22.5X3X	G 3/4A	160	250	44,9	M-WEE22LRCF
28	160 [2320]	47	31	44	15	41	41	36	OR28X3.15X	G 1A	160	250	65,7	M-WEE28LRCF
35		59	38	50	15	51	50	50	OR37.69X3.53X	G 1 1/4A	160	250	111,3	M-WEE35LRCF
42		61	38	52	15	56	60	55	OR44.04X3.53X	G 1 1/2A	160	250	119,7	M-WEE42LRCF
6	S 315 [4560]	30	15	23	9	20	17	14	OR10.77X2.62X	G 1/4A	315	500	6,9	M-WEE06SRCF
8		32	17	27	9	20	19	19	OR10.77X2.62X	G 1/4A	315	500	12,0	M-WEE08SRCF
10		34	18	29	9	23	22	19	OR13.94X2.62X	G 3/8A	250	400	13,8	M-WEE10SRCF
12		38	22	29	9	23	24	22	OR13.94X2.62X	G 3/8A	250	400	20,6	M-WEE12SRCF
16	250 [3625]	43	25	36	13	28	30	27	OR17X3X	G 1/2A	250	400	34,6	M-WEE16SRCF
20		49	28	39	12	33	36	30	OR22.5X3X	G 3/4A	250	400	46,8	M-WEE20SRCF
25		54	30	44	14	41	46	36	OR28X3.15X	G 1A	250	400	77,2	M-WEE25SRCF
30	160 [2320]	62	36	49	15	51	50	50	OR37.69X3.53X	G 1 1/4A	160	250	106,9	M-WEE30SRCF
38		65	34	55	15	56	60	55	OR44.04X3.53X	G 1 1/2A	160	250	131,1	M-WEE38SRCF

不带螺母卡套时的订货代号示例: M-WEE06LROMDCF
order code of items without nut and DS-Ring for example: M-WEE06LROMDCF



X1) O-ring OR

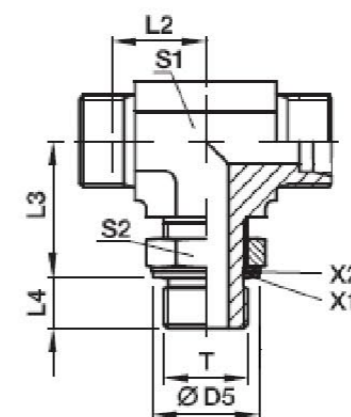


端直角可调向接头—美制螺纹O型圈密封
Adjustable Lock Nut Elbow

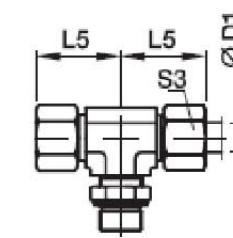
order code: M-WEE-UNF

钢管外径 pipe OD	系列 series	L ₁	L ₂	L ₃	L ₄	D ₅	S ₃	S ₁	S ₂	O型圈 O-Ring	T	公称压力 (bar)	最大工作 压力 (bar)	重量 千克/100件 kg for % pc.	型号 ordercode
6		29	14	19	10	17	14	14	14	OR9.17X1.83X	7/16-20 UNF-2A	315	420	6,5	M-WEE06L7/16UNFCF
8		31	16	19	10	18	17	14	14	OR9.17X1.83X	7/16-20 UNF-2A	315	420	7,0	M-WEE08L7/16UNFCF
10		32	17	24	10	20	19	19	17	OR11.8X1.98X	9/16-18 UNF-2A	315	420	9,0	M-WEE10L9/16UNFCF
12	L [4560]	34	19	25	11	26	22	19	17	OR11.89X1.98X	9/16-18 UNF-2A	315	420	11,0	M-WEE12L9/16UNFCF
12		34	19	25	13	26	22	19	22	OR16.36X2.21X	3/4-16 UNF-2A	315	420	19,4	M-WEE12L3/4UNFCF
15		36	21	28	13	29	27	22	22	OR16.36X2.21X	3/4-16 UNF-2A	315	420	18,5	M-WEE15L3/4UNFCF
15		36	21	28	15	29	27	22	27	OR19.18X2.46X	7/8-14 UNF-2A	315	420	18,8	M-WEE15L7/8UNFCF
18		40	24	32	15	29	32	27	27	OR19.18X2.46X	7/8-14 UNF-2A	315	420	28,4	M-WEE18L7/8UNFCF
18		40	24	32	17	29	32	30	32	OR23.47X2.95X	1 1/16-12 UN-2A	315	420	31,8	M-WEE18L11/16UNCF
22		44	28	35	17	37	36	30	32	OR23.47X2.95X	1 1/16-12 UN-2A	160	250	53,5	M-WEE22L11/16UNCF
28		47	31	42	17	44	41	36	41	OR29.74X2.95X	1 5/8-12 UN-2A	160	250	45,2	M-WEE28L15/16UNCF
35	160 [2320]	59	38	46	17	55	50	50	50	OR37.47X3X	1 5/8-12 UN-2A	160	250	84,4	M-WEE35L15/8UNCF
42		61	38	47	17	55	60	50	55	OR43.69X3X	1 7/8-12 UN-2A	160	250	92,8	M-WEE42L17/8UNCF
6		30	15	20	12	17	17	14	14	OR9.17X1.83X	7/16-20 UNF-2A	400	630	6,5	M-WEE06S7/16UNFCF
8		32	17	25	12	18	19	19	17	OR11.89X1.98X	9/16-18 UNF-2A	400	630	8,5	M-WEE08S9/16UNFCF
10		34	18	26	12	20	22	19	17	OR11.89X1.98X	9/16-18 UNF-2A	400	630	9,0	M-WEE10S9/16UNFCF
12	S [4560]	38	22	30	14	26	24	22	22	OR16.36X2.21X	3/4-16 UNF-2A	400	630	21,3	M-WEE12S3/4UNFCF
16		43	25	34	16	29	30	27	27	OR19.18X2.46X	7/8-14 UNF-2A	400	630	28,6	M-WEE16S7/8UNFCF
20		49	28	37	19	37	36	30	32	OR23.47X2.95X	1 1/16-12 UN-2A	400	630	55,5	M-WEE20S11/16UNCF
25		54	30	50	19	44	46	36	32	OR23.47X2.95X	1 1/16-12 UN-2A	400	630	69,4	M-WEE25S11/16UNCF
30	250 [3625]	62	36	50	19	55	50	50	50	OR37.47X3X	1 5/8-12 UN-2A	250	420	93,2	M-WEE30S15/8UNCF
38		65	34	51	19	55	60	50	55	OR43.69X3X	1 7/8-12 UN-2A	250	420	104,2	M-WEE38S17/8UNCF

不带螺母卡套时的订货代号示例: M-WEE38S17/8UNOMODCF
order code of items without nut and DS-Ring for example: M-WEE38S17/8UNOMODCF



X1) O-ring OR
X2) retaining ring

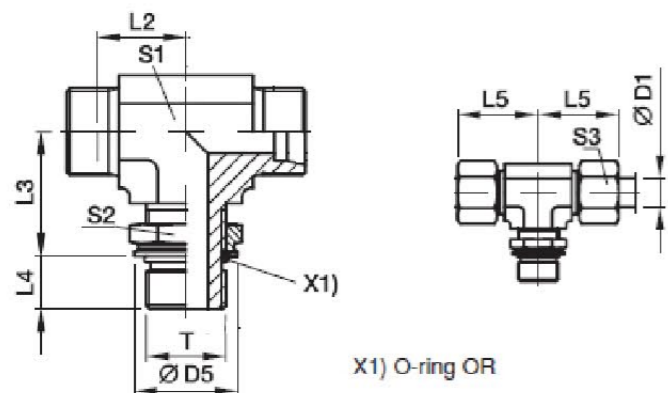


端三通可调向接头—公制螺纹
Adjustable Locknut Branch Tee

order code: M-TEE-M

钢管外径 pipe OD	系列 series	L ₅	L ₂	L ₃	L ₄	D ₅	S ₃	S ₁	S ₂	O型圈 O-Ring	T	公称压力 (bar)	最大工作 压力 (bar)	重量 千克/100件 kg for % pc.	型号 ordercode
6		29	14	20	7	15	14	14	14	OR8X1.88X	M 10x1	315	420	9,3	M-TEE06LMCF
8		31	16	22	10	18	17	14	17	OR9.4X2.1X	M 12x1.5	315	420	10,3	M-TEE08LMCF
10	L [4560]	32	17	25	9	20	19	19	19	OR11.4X2.1X	M 14x1.5	315	420	17,5	M-TEE10LMCF
12		34	19	26	9	23	22	19	22	OR13.4X2.1X	M 16x1.5	315	420	19,1	M-TEE12LMCF
15		36	21	30	11	25	27	22	24	OR15.54X2.62X	M 18x1.5	315	420	33,1	M-TEE15LMCF
18	250 [3625]	40	24	33	11	28	32	27	27	OR19.2X3X	M 22x1.5	250	400	42,3	M-TEE18LMCF
22		44	28	35	14	33	36	30	32	OR23.47X2.95X	M 27x2	160	250	73,7	M-TEE22LM27X2CF
28	160 [2320]	47	31	38	14	41	41	36	41	OR28X3.15X	M 33x2	160	250	77,7	M-TEE28LMCF
35		59	38	48	14	51	50	50	50	OR37.69X3.53X	M 42x2	160	250	126,0	M-TEE35LMCF
42		61	38	49	16	56	60	50	55	OR42.5X3.15X	M 48x2	160	250	142,8	M-TEE42LMCF
6		30	15	22	10	18	17	14	17	OR9.4X2.1X	M 12x1.5	315	500	10,6	M-TEE06SMCF
8	S [4560]	32	17	26	10	20	19	19	19	OR11.4X2.1X	M 14x1.5	315	500	17,7	M-TEE08SMCF
10		34	18	27	11	23	22	19	22	OR13.4X2.1X	M 16x1.5	315	500	19,5	M-TEE10SMCF
12		38	22	31	12	25	24	22	24	OR15.54X2.62X	M 18x1.5	315	500	31,3	M-TEE12SMCF
16	250 [3625]	43	25	35	14	28	30	27	27	OR19.2X3X	M 22x1.5	250	400	42,7	M-TEE16SMCF
20		49	28	39	16	33	36	30	32	OR23.47X2.95X	M 27x2	250	400	77,5	M-TEE20SMCF
25		54	30	44	16	41	46	36	41	OR28X3.15X	M 33x2	160	250	100,7	M-TEE25SMCF
30	160 [2320]	62	36	51	17	51	50	50	50	OR37.69X3.53X	M 42x2	160	250	143,6	M-TEE30SMCF
38		65	34	54	19	56	60	50	55	OR42.5X3.15X	M 48x2	160	250	165,6	M-TEE38SMCF

不带螺母卡套时的订货代号示例: X-M-TEE38SMA3C
order code of items without nut and DS-Ring for example: X-M-TEE38SMA3C



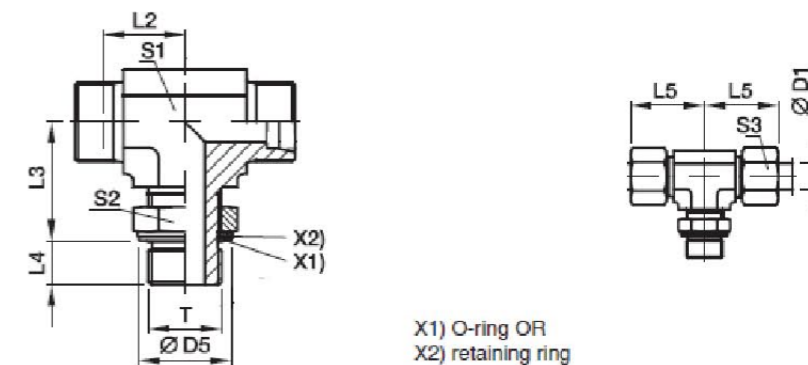
X1) O-ring OR

端三通可调向接头—公制螺纹O型圈密封
Adjustable Locknut Branch Tee

order code: M-TE-M-OR

钢管外径 pipe OD	系列 series	L ₅	L ₂	L ₃	L ₄	D ₅	S ₃	S ₁	S ₂	O型圈 O-Ring	T	公称压力 (bar)	最大工作 压力 (bar)	重量 千克/100件 kg for % pc.	型号 ordercode	
6	L 315 [4560]	29	14	20	7	15	14	14	14	OR8.1X1.6X	M 10x1	315	420	9,3	M-TEE06LMORCF	
8		31	16	22	10	18	17	14	17	OR9.3X2.2X	M 12x1.5	315	420	10,3	M-TEE08LMORCF	
10		32	17	25	10	20	19	19	19	OR11.32.2X	M 14x1.5	315	420	17,5	M-TEE10LMORCF	
12		34	19	26	10	23	22	19	22	OR13.3X2.2X	M 16x1.5	315	420	19,1	M-TEE12LMORCF	
15		36	21	30	11	25	27	22	24	OR15.3X2.2X	M 18x1.5	315	420	33,1	M-TEE15LMORCF	
18		40	24	33	12	28	32	27	27	OR19.3X2.2X	M 22x1.5	315	420	42,3	M-TEE18LMORCF	
22	160 [2320]	44	28	35	14	33	36	30	32	OR23.6X2.9X	M 27x2	160	250	73,7	M-TEE22LMORCF	
28		47	31	38	14	41	41	36	41	OR29.6X2.9X	M 33x2	160	250	77,7	M-TEE28LMORCF	
35		59	38	48	14	51	50	50	50	OR38.6X2.9X	M 42x2	160	250	126,0	M-TEE35LMORCF	
42		61	38	49	16	56	60	50	55	OR44.6X2.9X	M 48x2	160	250	142,8	M-TEE42LMORCF	
6		S 400 [5800]	30	15	22	10	18	17	14	17	OR9.3X2.2X	M 12x1.5	400	630	10,6	M-TEE06SMORCF
8			32	17	26	10	20	19	19	19	OR11.3X2.2X	M 14x1.5	400	630	17,7	M-TEE08SMORCF
10	34		18	27	11	23	22	19	22	OR13.3X2.2X	M 16x1.5	400	630	19,5	M-TEE10SMORCF	
12	38		22	31	12	25	24	22	24	OR15.3X2.2X	M 18x1.5	400	630	31,3	M-TEE12SMORCF	
16	43		25	35	14	28	30	27	27	OR19.3X2.2X	M 22x1.5	400	630	42,7	M-TEE16SMORCF	
20	49		28	39	16	33	36	30	32	OR23.6X2.9X	M 27x2	400	630	77,5	M-TEE20SMORCF	
25	315 [4560] 250 [3625] 200 [2900]	54	30	44	16	41	46	36	41	OR29.6X2.9X	M 33x2	315	420	100,7	M-TEE25SMORCF	
30		62	36	51	17	51	50	50	50	OR38.6X2.9X	M 42x2	250	400	143,6	M-TEE30SMORCF	
38		65	34	54	19	56	60	50	55	OR44.6X2.9X	M 48x2	200	315	165,6	M-TEE38SMORCF	

不带螺母卡套时的订货代号示例: M-TEE38SMOROMDCF
order code of items without nut and DS-Ring for example: M-TEE38SMOROMDCF



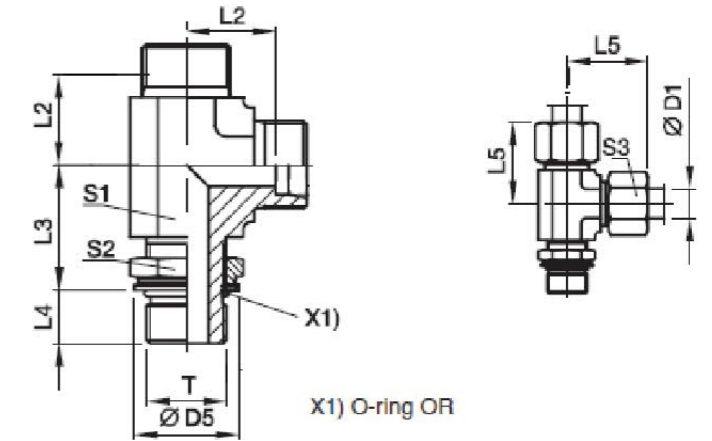
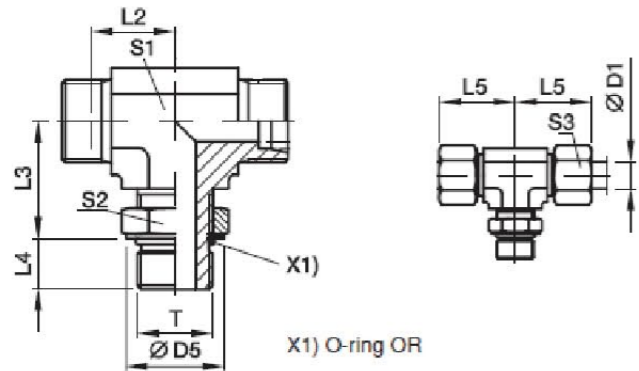
X1) O-ring OR
X2) retaining ring

端三通可调向接头—英制螺纹
Adjustable Locknut Branch Tee

order code: M-TEE-R

钢管外径 pipe OD	系列 series	L ₅	L ₂	L ₃	L ₄	D ₅	S ₃	S ₁	S ₂	O型圈 O-Ring	T	公称压力 (bar)	最大工作 压力 (bar)	重量 千克/100件 kg for % pc.	型号 ordercode
6	L 315 [4560]	29	14	19	7	15	14	14	14	OR8X1.88X	G 1/8A	315	420	9,3	M-TEE06LRCF
8		31	16	23	9	20	17	14	19	OR10.77X2.62X	G 1/4A	315	420	10,3	M-TEE08LRCF
10		32	17	25	9	20	19	19	19	OR10.77X2.62X	G 1/4A	315	420	17,1	M-TEE10LRCF
12		34	19	28	9	23	22	19	22	OR13.94X2.62X	G 3/8A	250	400	20,6	M-TEE12LRCF
15	250 [3625]	36	21	30	13	28	27	22	27	OR17X3X	G 1/2A	250	400	31,3	M-TEE15LRCF
18		40	24	36	13	28	32	27	27	OR17X3X	G 1/2A	250	400	42,8	M-TEE18LRCF
22	160 [2320]	44	28	36	13	33	36	30	36	OR22.5X3X	G 3/4A	160	250	71,9	M-TEE22LRCF
28		47	31	44	15	41	41	36	41	OR28X3.15X	G 1A	160	250	81,2	M-TEE28LRCF
35		59	38	50	15	51	50	50	50	OR37.69X3.53X	G 1 1/4A	160	250	126,0	M-TEE35LRCF
42		61	38	52	15	56	60	50	50	OR44.04X3.53X	G 1 1/2A	160	250	142,8	M-TEE42LRCF
6	S 315 [4560]	30	15	23	9	20	17	14	19	OR10.77X2.62X	G 1/4A	315	500	10,9	M-TEE06SRCF
8		32	17	27	9	20	19	19	19	OR10.77X1.62X	G 1/4A	315	500	15,3	M-TEE08SRCF
10	250 [3625]	34	18	29	9	23	22	19	22	OR13.94X2.62X	G 3/8A	250	400	19,1	M-TEE10SRCF
12		38	22	29	9	23	24	22	22	OR13.94X2.62X	G 3/8A	250	400	23,8	M-TEE12SRCF
16		43	25	36	13	28	30	27	27	OR17X3X	G 1/2A	250	400	43,2	M-TEE16SRCF
20		49	28	39	12	33	36	30	36	OR22.5X3X	G 3/4A	250	400	75,7	M-TEE20SRCF
25	160 [2320]	54	30	44	14	41	46	36	41	OR28X3.15X	G 1A	250	400	104,2	M-TEE25SRCF
30		62	36	49	15	51	50	50	50	OR37.69X3.53X	G 1 1/4A	160	250	143,6	M-TEE30SRCF
38		65	34	55	15	56	60	50	55	OR44.04X3.53X	G 1 1/2A	160	250	165,6	M-TEE38SRCF

不带螺母卡套时的订货代号示例: M-TEE38SRMDCF
order code of items without nut and DS-Ring for example: M-TEE38SRMDCF



端三通可调向接头—美制螺纹O型圈密封
Adjustable Locknut Branch Tee

order code: M-TEE-UNF

钢管外径 pipe OD	系列 series	L ₅	L ₂	L ₃	L ₄	D ₅	S ₃	S ₁	S ₂	○型圈 O-Ring	T	公称压力 (bar)	最大工作 压力 (bar)	重量 千克/100件 kg for % pc.	型号 order code	
6	L 315 [4560]	29	14	19	10	17	14	14	14	OR9,17X1,83X	7/16-20 UNF-2A	315	420	9,1	M-TEE06L7/16UNFCF	
8		31	16	19	10	18	17	14	14	OR9,17X1,83X	7/16-20 UNF-2A	315	420	10,1	M-TEE08L7/16UNFCF	
10		32	17	24	10	20	19	19	17	OR11,8X1,98X	9/16-18 UNF-2A	315	420	17,5	M-TEE10L9/16UNFCF	
12		34	19	25	11	26	22	19	17	OR11,89X1,98X	9/16-18 UNF-2A	315	420	19,1	M-TEE12L9/16UNFCF	
12		34	19	25	13	26	22	19	22	OR16,36X2,21X	3/4-16 UNF-2A	315	420	24,7	M-TEE12L3/4UNFCF	
15		36	21	28	13	29	27	22	22	OR16,36X2,21X	3/4-16 UNF-2A	315	420	32,9	M-TEE15L3/4UNFCF	
15		36	21	28	15	29	27	22	22	OR19,18X2,46X	7/8-14 UNF-2A	315	420	32,9	M-TEE15L7/8UNFCF	
18		40	24	32	15	29	32	27	27	OR19,18X2,46X	7/8-14 UNF-2A	315	420	41,9	M-TEE18L7/8UNFCF	
18		40	24	32	17	29	32	30	32	OR23,47X2,95X	11/16-12 UN-2A	315	420	58,1	M-TEE18L11/16UNFCF	
22		44	28	35	17	37	36	30	32	OR23,47X2,95X	11/16-12 UN-2A	160	250	62,9	M-TEE22L11/16UNFCF	
28	160 [2320]	47	31	42	17	44	41	36	41	OR29,74X2,95X	15/16-12 UN-2A	160	250	75,1	M-TEE28L15/16UNFCF	
35		59	38	46	17	55	50	50	50	OR37,47X3X	15/8-12 UN-2A	160	250	126,2	M-TEE35L15/8UNFCF	
42		61	38	47	17	55	60	50	55	OR43,69X3X	17/8-12 UN-2A	160	250	148,0	M-TEE42L17/8UNFCF	
6		S 400 [5800]	30	15	20	12	17	17	14	14	OR9,17X1,83X	7/16-20 UNF-2A	400	630	10,7	M-TEE06S7/16UNFCF
8	32		17	25	12	18	19	19	17	OR11,89X1,98X	9/16-18 UNF-2A	400	630	17,7	M-TEE08S9/16UNFCF	
10	34		18	26	12	20	22	19	17	OR11,89X1,98X	9/16-18 UNF-2A	400	630	19,5	M-TEE10S9/16UNFCF	
12	38		22	30	14	26	24	22	22	OR16,36X2,21X	3/4-16 UNF-2A	400	630	31,1	M-TEE12S3/4UNFCF	
16	43		25	34	16	29	30	27	27	OR19,18X2,46X	7/8-14 UNF-2A	400	630	42,3	M-TEE16S7/8UNFCF	
20	49		28	37	19	37	36	30	32	OR23,47X2,95X	11/16-12 UN-2A	400	630	66,7	M-TEE20S11/16UNFCF	
25	54		30	50	19	44	46	36	32	OR23,47X2,95X	11/16-12 UN-2A	400	630	98,1	M-TEE25S11/16UNFCF	
30	250 [3625]		62	36	50	19	55	50	50	50	OR37,47X3X	15/8-12 UN-2A	250	420	143,8	M-TEE30S15/8UNFCF
38			65	34	51	19	55	60	50	55	OR43,69X3X	17/8-12 UN-2A	250	420	165,8	M-TEE38S17/8UNFCF

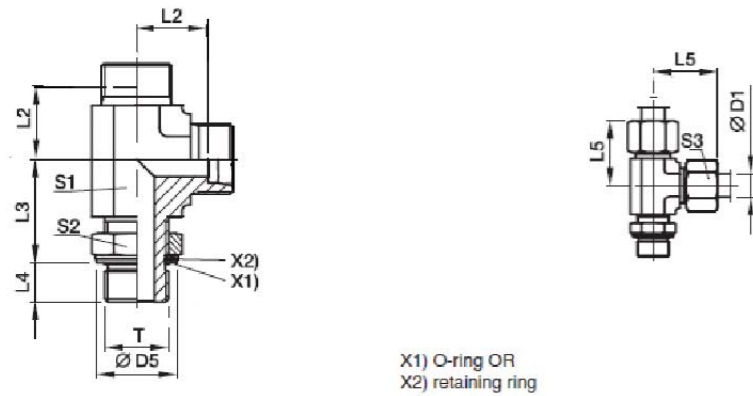
不带螺母卡套时的订货代号示例: M-TEE06L7/16UNFOMDCF
order code of items without nut and DS-Ring for example: M-TEE06L7/16UNFOMDCF

直路端三通可调向接头—公制螺纹
Adjustable Lock Nut Run Tee

order code: M-LEE-M

钢管外径 pipe OD	系列 series	L ₅	L ₂	L ₃	L ₄	D ₅	S ₃	S ₁	S ₂	○型圈 O-Ring	T	公称压力 (bar)	最大工作 压力 (bar)	重量 千克/100件 kg for % pc.	型号 order code	
6	L 315 [4560]	29	14	8	7	15	14	14	14	OR8X1,88X	M 10x1	315	420	9,3	M-LEE06LMORCF	
8		31	16	8	10	18	17	14	17	OR9,4X2,1X	M 12x1,5	315	420	10,3	M-LEE08LMORCF	
10		32	17	11	9	20	19	19	19	OR11,4X2,1X	M 14x1,5	315	420	17,5	M-LEE10LMORCF	
12		34	19	14	9	23	22	19	22	OR13,4X2,1X	M 16x1,5	315	420	19,1	M-LEE12LMORCF	
15		36	21	14	11	25	27	22	24	OR15,54X2,62X	M 18x1,5	315	420	33,1	M-LEE15LMORCF	
18		250 [3625]	40	24	17	11	28	32	27	27	OR19,2X3X	M 22x1,5	250	400	42,3	M-LEE18LMORCF
22		160 [2320]	44	28	19	14	33	36	30	32	OR23,47X2,95X	M 27x2	160	250	73,7	M-LEE22LMORCF
28			47	31	27	14	41	41	36	41	OR28X3,15X	M 33x2	160	250	77,7	M-LEE28LMORCF
35			59	38	37	14	51	50	50	50	OR37,69X3,53X	M 42x2	160	250	126,0	M-LEE35LMORCF
42			61	38	40	16	56	60	50	55	OR42,5X3,15X	M 48x2	160	250	142,8	M-LEE42LMORCF
6	S 315 [4560]	30	15	8	10	18	17	14	17	OR9,4X2,1X	M 12x1,5	315	500	10,6	M-LEE06SMORCF	
8		32	17	10	10	20	19	19	19	OR11,4X2,1X	M 14x1,5	315	500	17,7	M-LEE08SMORCF	
10		34	18	12	11	23	22	19	22	OR13,4X2,1X	M 16x1,5	315	500	19,5	M-LEE10SMORCF	
12		38	22	13	12	25	24	22	24	OR15,54X2,62X	M 18x1,5	315	500	31,3	M-LEE12SMORCF	
16		250 [3625]	43	25	14	14	28	30	27	27	OR19,2X3X	M 22x1,5	250	400	42,7	M-LEE16SMORCF
20		49	28	17	16	33	36	30	32	OR23,47X2,95X	M 27x2	250	400	77,5	M-LEE20SMORCF	
25		160 [2320]	54	30	25	16	41	46	36	41	OR28X3,15X	M 33x2	160	250	100,7	M-LEE25SMORCF
30			62	36	34	17	51	50	50	50	OR37,69X3,53X	M 42x2	160	250	143,6	M-LEE30SMORCF
38			65	34	37	19	56	60	50	55	OR42,5X3,15X	M 48x2	160	250	165,6	M-LEE38SMORCF

不带螺母卡套时的订货代号示例: M-LEE38SMOROMDCF
order code of items without nut and DS-Ring for example: M-LEE38SMOROMDCF



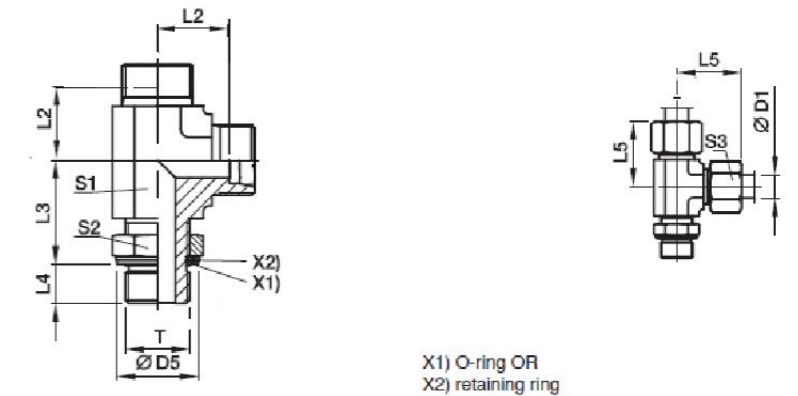
X1) O-ring OR
X2) retaining ring

直路端三通可调向接头—公制螺纹O型圈密封
Adjustable Lock Nut Run Tee

order code: M-LEE-M-OR

钢管外径 pipe OD	系列 series	L ₅	L ₂	L ₃	L ₄	D ₅	S ₃	S ₁	S ₂	O型圈 O-Ring	T	公称压力 (bar)	最大工作 压力 (bar)	重量 千克/100件 kg for % pc.	型号 order code
6	L 315 [4560]	29	14	20	7	15	14	14	14	OR8,1X1,6X	M 10x1	315	420	9,3	M-LEE06LMORCF
8		31	16	22	10	18	17	14	17	OR9,3X2,2X	M 12x1,5	315	420	10,3	M-LEE08LMORCF
10		32	17	25	10	20	19	19	19	OR11,3X2,2X	M 14x1,5	315	420	17,5	M-LEE10LMORCF
12		34	19	26	10	23	22	19	22	OR13,3X2,2X	M 16x1,5	315	420	19,1	M-LEE12LMORCF
15		36	21	30	11	25	27	22	24	OR15,3X2,2X	M 18x1,5	315	420	33,1	M-LEE15LMORCF
18		40	24	33	12	28	32	27	27	OR19,3X2,2X	M 22x1,5	315	420	42,3	M-LEE18LMORCF
22		44	28	35	14	33	36	30	32	OR23,6X2,9X	M 27x2	160	250	73,7	M-LEE22LM27X2ORCF
28		47	31	38	14	41	41	36	41	OR29,6X2,9X	M 33x2	160	250	77,7	M-LEE28LMORCF
35		59	38	48	14	51	50	50	50	OR38,6X2,9X	M 42x2	160	250	126,0	M-LEE35LMORCF
42		61	38	49	16	56	60	50	55	OR44,6X2,9X	M 48x2	160	250	142,8	M-LEE42LMORCF
6	S 400 [5800]	30	15	22	10	18	17	14	17	OR9,3X2,2X	M 12x1,5	400	630	10,6	M-LEE06SMORCF
8		32	17	26	10	20	19	19	19	OR11,3X2,2X	M 14x1,5	400	630	17,7	M-LEE08SMORCF
10		34	18	27	11	23	22	19	22	OR13,3X2,2X	M 16x1,5	400	630	19,5	M-LEE10SMORCF
12		38	22	31	12	25	24	22	24	OR15,3X2,2X	M 18x1,5	400	630	31,3	M-LEE12SMORCF
16		43	25	35	14	28	30	27	27	OR19,3X2,2X	M 22x1,5	400	630	42,7	M-LEE16SMORCF
20		49	28	35	16	33	36	30	32	OR23,6X2,9X	M 27x2	400	630	77,5	M-LEE20SMORCF
25		54	30	44	16	41	46	36	41	OR29,6X2,9X	M 33x2	315	420	100,7	M-LEE25SMORCF
30		62	36	51	17	51	50	50	50	OR38,6X2,9X	M 42x2	250	400	143,6	M-LEE30SMORCF
38		65	34	54	19	56	60	50	55	OR44,6X2,9X	M 48x2	200	315	165,6	M-LEE38SMORCF
200		[2900]													

不带螺母卡套时的订货代号示例: M-LEE38SMOROMDCF
order code of items without nut and DS-Ring for example: M-LEE38SMOROMDCF



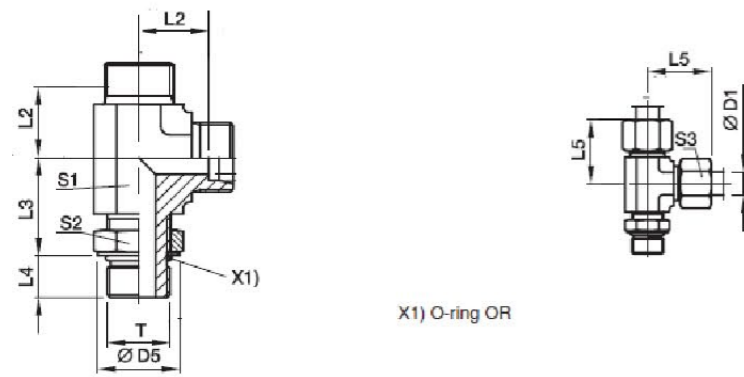
X1) O-ring OR
X2) retaining ring

直路端三通可调向接头—英制螺纹
Adjustable Lock Nut Run Tee

order code: M-LEE-R

钢管外径 pipe OD	系列 series	L ₅	L ₂	L ₃	L ₄	D ₅	S ₃	S ₁	S ₂	O型圈 O-Ring	T	公称压力 (bar)	最大工作 压力 (bar)	重量 千克/100件 kg for % pc.	型号 order code
6	L 315 [4560]	29	14	19	7	15	14	14	14	OR8X1,88X	G 1/8A	315	420	9,3	M-LEE06LRFCF
8		31	16	23	9	20	17	14	19	OR10,77X2,62X	G 1/4A	315	420	10,3	M-LEE08LRFCF
10		32	17	25	9	20	19	19	19	OR10,77X2,62X	G 1/4A	315	420	17,1	M-LEE10LRFCF
12		34	19	28	9	23	22	19	22	OR13,94X2,62X	G 3/8A	250	400	20,6	M-LEE12LRFCF
15		36	21	30	13	28	27	22	27	OR17X3X	G 1/2A	250	400	31,3	M-LEE15LRFCF
18		40	24	36	13	28	32	27	27	OR17X3X	G 1/2A	250	400	42,8	M-LEE18LRFCF
22		44	28	36	13	33	36	30	36	OR22,5X3X	G 3/4A	160	250	71,9	M-LEE22LRFCF
28		47	31	44	15	41	41	36	41	OR28X3,15X	G 1A	160	250	81,2	M-LEE28LRFCF
35		59	38	50	15	51	50	50	50	OR37,69X3,53X	G 1 1/4A	160	250	126,0	M-LEE35LRFCF
42		61	38	52	15	56	60	50	50	OR44,04X3,53X	G 1 1/2A	160	250	142,8	M-LEE42LRFCF
6	S 315 [4560]	30	15	23	9	20	17	14	19	OR10,77X2,62X	G 1/4A	315	500	10,9	M-LEE06SRFCF
8		32	17	27	9	20	19	19	19	OR10,77X1,62X	G 1/4A	315	500	15,3	M-LEE08SRFCF
10		34	18	29	9	23	22	19	22	OR13,94X2,62X	G 3/8A	250	400	19,1	M-LEE10SRFCF
12		38	22	29	9	23	24	22	22	OR13,94X2,62X	G 3/8A	250	400	23,8	M-LEE12SRFCF
16		43	25	36	13	28	30	27	27	OR17X3X	G 1/2A	250	400	43,2	M-LEE16SRFCF
20		49	28	39	12	33	36	30	36	OR22,5X3X	G 3/4A	250	400	75,7	M-LEE20SRFCF
25		54	30	44	14	41	46	36	41	OR28X3,15X	G 1A	250	400	104,2	M-LEE25SRFCF
30		62	36	49	15	51	50	50	50	OR37,69X3,53X	G 1 1/4A	160	250	143,6	M-LEE30SRFCF
38		65	34	55	15	56	60	50	55	OR44,04X3,53X	G 1 1/2A	160	250	165,6	M-LEE38SRFCF
200		[2900]													

不带螺母卡套时的订货代号示例: M-LEE38SRFCF
order code of items without nut and DS-Ring for example: M-LEE38SRFCF



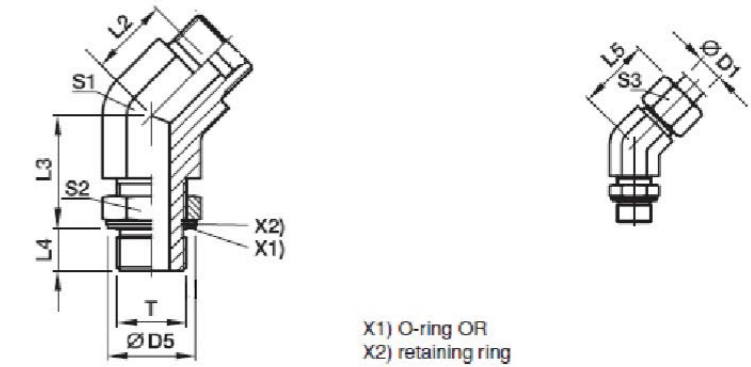
X1) O-ring OR

直路端三通可调向接头—美制螺纹O型圈密封
Adjustable Lock Nut Run Tee

order code: M-LEE-UNF

钢管外径 pipe OD	系列 series	L ₁	L ₂	L ₃	L ₄	D ₅	S ₃	S ₁	S ₂	○型圈 O-Ring	T	公称压力 (bar)	最大工作 压力 (bar)	重量 千克/100件 kg for % pc.	型号 order code	
6	L 315 [4560]	29	14	19	10	17	14	14	14	OR9,17X1,83X	7/16-20 UNF-2A	315	420	9,1	M-LEE06L7/16UNFCF	
8		31	16	19	10	18	17	14	14	OR9,17X1,83X	7/16-20 UNF-2A	315	420	10,1	M-LEE08L7/16UNFCF	
10		32	17	24	10	20	19	19	17	OR11,89X1,98X	9/16-18 UNF-2A	315	420	17,5	M-LEE10L9/16UNFCF	
12		34	19	25	11	26	22	19	17	OR11,89X1,98X	9/16-18 UNF-2A	315	420	17,1	M-LEE12L9/16UNFCF	
12		34	19	25	13	26	22	19	22	OR16,36X2,21X	3/4-16 UNF-2A	315	420	24,7	M-LEE12L3/4UNFCF	
15		36	21	28	13	29	27	22	22	OR16,36X2,21X	3/4-16 UNF-2A	315	420	32,9	M-LEE15L3/4UNFCF	
15		36	21	28	15	29	27	22	27	OR19,18X2,46X	7/8-14 UNF-2A	315	420	32,9	M-LEE15L7/8UNFCF	
18		40	24	32	15	29	32	27	27	OR19,18X2,46X	7/8-14 UNF-2A	315	420	41,9	M-LEE18L7/8UNFCF	
18		40	24	32	17	29	32	30	32	OR23,47X2,95X	11/16-12 UN-2A	315	420	58,1	M-LEE18L11/16UNFCF	
22		44	28	35	17	37	36	30	32	OR29,74X2,95X	11/16-12 UN-2A	160	250	62,9	M-LEE22L11/16UNFCF	
28	160 [2320]	47	31	42	17	44	41	36	41	OR23,47X2,95X	15/16-12 UN-2A	160	250	75,1	M-LEE28L15/16UNFCF	
35		59	38	46	17	55	50	50	50	OR37,47X3X	15/8-12 UN-2A	160	250	126,2	M-LEE35L15/8UNFCF	
42		61	38	47	17	55	60	50	55	OR43,69X3X	17/8-12 UN-2A	160	250	148,0	M-LEE42L17/8UNFCF	
6		S 400 [5800]	30	15	20	12	17	17	14	14	OR9,17X1,83X	7/16-20 UNF-2A	400	630	10,7	M-LEE06S7/16UNFCF
8	32		17	25	12	18	19	19	17	OR11,89X1,98X	9/16-18 UNF-2A	400	630	17,7	M-LEE08S9/16UNFCF	
10	34		18	26	12	20	22	19	17	OR11,89X1,98X	9/16-18 UNF-2A	400	630	19,5	M-LEE10S9/16UNFCF	
12	38		22	30	14	26	24	22	22	OR16,36X2,21X	3/4-16 UNF-2A	400	630	31,1	M-LEE12S3/4UNFCF	
16	43		25	34	16	29	30	27	27	OR19,18X2,46X	7/8-14 UNF-2A	400	630	42,3	M-LEE16S7/8UNFCF	
20	49		28	37	19	37	36	30	32	OR23,47X2,95X	11/16-12 UN-2A	400	630	66,7	M-LEE20S11/16UNFCF	
25	54		30	50	19	44	46	36	32	OR23,47X2,95X	11/16-12 UN-2A	400	630	98,1	M-LEE25S11/16UNFCF	
30	250 [3625]		62	36	50	19	55	50	50	50	OR37,47X3X	15/8-12 UN-2A	250	420	143,8	M-LEE30S15/8UNFCF
38			65	34	51	19	55	60	50	55	OR43,69X3X	17/8-12 UN-2A	250	420	165,8	M-LEE38S17/8UNFCF

不带螺母卡套时的订货代号示例: M-LEE06L7/16UNFOMDCF
order code of items without nut and DS-Ring for example: M-LEE06L7/16UNFOMDCF



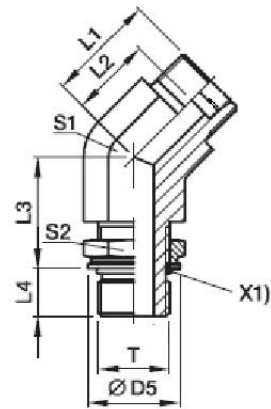
X1) O-ring OR
X2) retaining ring

端45°可调向接头—公制螺纹
Adjustable Lock Nut 45° Elbow

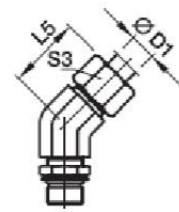
order code: M-VEE-M

钢管外径 pipe OD	系列 series	L ₁	L ₂	L ₃	L ₄	D ₅	S ₃	S ₁	S ₂	○型圈 O-Ring	T	公称压力 (bar)	最大工作 压力 (bar)	重量 千克/100件 kg for % pc.	型号 order code	
6	L 315 [4560]	24	9	21	7	15	14	14	14	OR8X1,88X	M 10x1	315	420	5,7	M-VEE06LMCF	
8		27	12	19	10	18	17	14	17	OR9,4X2,1X	M 12x1,5	315	420	6,2	M-VEE08LMCF	
10		27	12	24	9	20	19	19	19	OR11,4X2,1X	M 14x1,5	315	420	10,4	M-VEE10LMCF	
12		28	14	25	9	23	22	19	22	OR13,4X2,1X	M 16x1,5	315	420	14,0	M-VEE12LMCF	
15		32	17	24	11	25	27	22	24	OR15,54X2,62X	M 18x1,5	315	420	19,8	M-VEE15LMCF	
18		33	17	31	11	28	32	27	27	OR19,2X3X	M 22x1,5	250	400	26,0	M-VEE18LMCF	
22		160 [2320]	35	19	31	14	33	36	30	32	OR23,47X2,95X	M 27x2	160	250	38,2	M-VEE22LMCF
28			40	23	35	14	41	41	36	41	OR28X3,15X	M 33x2	160	250	40,6	M-VEE28LMCF
35			48	27	37	14	51	50	50	50	OR37,69X3,53X	M 42x2	160	250	72,9	M-VEE35LMCF
42			49	26	37	16	56	60	50	55	OR42,5X3,15X	M 48x2	160	250	81,3	M-VEE42LMCF
6	S 315 [4560]	24	9	19	10	18	17	14	17	OR9,4X2,1X	M 12x1,5	315	500	6,4	M-VEE06SMCF	
8		27	12	19	10	20	19	19	19	OR11,4X2,1X	M 14x1,5	315	500	10,5	M-VEE08SMCF	
10		29	13	23	11	23	22	19	22	OR13,4X2,1X	M 16x1,5	315	500	11,4	M-VEE10SMCF	
12		33	17	25	12	25	24	19	24	OR15,54X2,62X	M 18x1,5	315	500	14,9	M-VEE12SMCF	
16		250 [3625]	34	16	30	14	28	30	19	27	OR19,2X3X	M 22x1,5	250	400	22,2	M-VEE16SMCF
20			38	16	35	16	33	36	27	32	OR23,47X2,95X	M 27x2	250	400	40,1	M-VEE20SMCF
25			43	19	37	16	41	46	36	41	OR28X3,15X	M 33x2	160	250	52,1	M-VEE25SMCF
30			50	24	37	17	51	50	50	50	OR37,69X3,53X	M 42x2	160	250	81,7	M-VEE30SMCF
38		52	21	38	19	56	60	50	55	OR42,5X3,15X	M 48x2	160	250	92,7	M-VEE38SMCF	

不带螺母卡套时的订货代号示例: M-VEE06LMOMDCF
order code of items without nut and DS-Ring for example: M-VEE06LMOMDCF



X1) O-ring OR

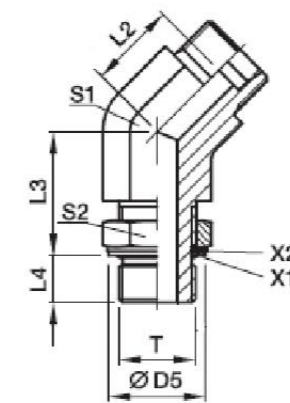


端45°可调向接头—公制螺纹O型圈密封
Adjustable Lock Nut 45° Elbow

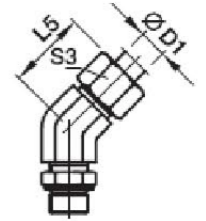
order code: M-VEE-M-OR

钢管外径 pipe OD	系列 series	L ₁	L ₂	L ₃	L ₄	D ₅	S ₃	S ₁	S ₂	O型圈 O-Ring	T	公称压力 (bar)	最大工作 压力 (bar)	重量 千克/100件 kg for % pc.	型号 ordercode
6	L 315 [4560]	29	14	20	7	15	14	14	14	OR8,1X1,6X	M 10x1	315	420	5,7	M-VEE06LMORCF
8		31	16	22	10	18	17	14	17	OR9,3X2,2X	M 12x1,5	315	420	6,2	M-VEE08LMORCF
10		32	17	25	10	20	19	19	19	OR11,3X2,2X	M 14x1,5	315	420	10,4	M-VEE10LMORCF
12		34	19	26	10	23	22	19	22	OR13,3X2,2X	M 16x1,5	315	420	14,0	M-VEE12LMORCF
15		36	21	30	11	25	27	22	24	OR15,3X2,2X	M 18x1,5	315	420	19,8	M-VEE15LMORCF
18	160 [2320]	40	24	33	12	28	32	27	27	OR19,3X2,2X	M 22x1,5	315	420	26,0	M-VEE18LMORCF
22		44	28	35	14	33	36	30	32	OR23,6X2,9X	M 27x2	160	250	38,2	M-VEE22LM27X2ORCF
28		47	31	38	14	41	41	36	41	OR29,6X2,9X	M 33x2	160	250	40,6	M-VEE28LMORCF
35		59	38	48	14	51	50	50	50	OR38,6X2,9X	M 42x2	160	250	72,9	M-VEE35LMORCF
42		61	38	49	16	56	60	50	55	OR44,6X2,9X	M 48x2	160	250	81,3	M-VEE42LMORCF
6	S 400 [5800]	30	15	22	10	18	17	14	17	OR9,3X2,2X	M 12x1,5	400	630	6,4	M-VEE06SMORCF
8		32	17	26	10	20	19	19	19	OR11,3X2,2X	M 14x1,5	400	630	10,5	M-VEE08SMORCF
10		34	18	27	11	23	22	19	22	OR13,3X2,2X	M 16x1,5	400	630	11,4	M-VEE10SMORCF
12		38	22	31	12	25	24	22	24	OR15,3X2,2X	M 18x1,5	400	630	14,3	M-VEE12SMORCF
16		43	25	35	14	28	30	27	27	OR19,3X2,2X	M 22x1,5	400	630	22,2	M-VEE16SMORCF
20	315 [4560]	49	28	39	16	33	36	30	32	OR23,6X2,9X	M 27x2	400	630	40,1	M-VEE20SMORCF
25		54	30	44	16	41	46	36	41	OR29,6X2,9X	M 33x2	315	420	52,1	M-VEE25SMORCF
30		62	36	51	17	51	50	50	50	OR38,6X2,9X	M 42x2	250	400	81,7	M-VEE30SMORCF
38		65	34	54	19	56	60	50	55	OR44,6X2,9X	M 48x2	200	315	92,7	M-VEE38SMORCF
42		200 [2900]	70	36	57	21	61	60	60	60	OR54,6X2,9X	M 54x2	200	315	120,0

不带螺母卡套时的订货代号示例: M-VEE38SMOROMDCF
order code of items without nut and DS-Ring for example: M-VEE38SMOROMDCF



X1) O-ring OR
X2) retaining ring

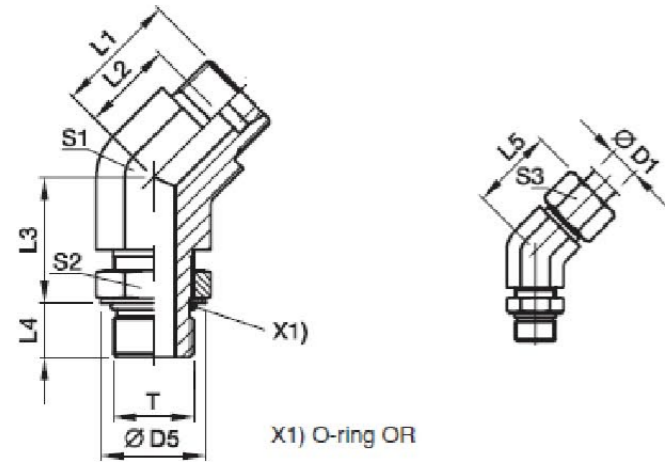


端45°可调向接头—英制螺纹
Adjustable Lock Nut 45° Elbow

order code: M-VEE-R

钢管外径 pipe OD	系列 series	L ₁	L ₂	L ₃	L ₄	D ₅	S ₃	S ₁	S ₂	O型圈 O-Ring	T	公称压力 (bar)	最大工作 压力 (bar)	重量 千克/100件 kg for % pc.	型号 ordercode
6	L 315 [4560]	24	9	21	7	15	14	14	14	OR8X1,88X	G 1/8A	315	420	5,0	M-VEE06LRDCF
8		27	12	20	9	20	17	14	19	OR10,77X2,62X	G 1/4A	315	420	5,5	M-VEE08LRDCF
10		27	12	25	9	20	19	19	19	OR10,77X2,62X	G 1/4A	315	420	10,5	M-VEE10LRDCF
12		28	14	28	9	23	22	19	22	OR13,94X2,62X	G 3/8A	250	400	14,7	M-VEE12LRDCF
15		32	17	26	13	28	27	22	27	OR17X3X	G 1/2A	250	400	20,2	M-VEE15LRDCF
18	160 [2320]	33	17	32	13	28	32	27	27	OR17X3X	G 1/2A	250	400	26,1	M-VEE18LRDCF
22		35	19	37	13	33	36	30	36	OR22,5X3X	G 3/4A	160	250	38,8	M-VEE22LRDCF
28		40	23	37	15	41	41	36	41	OR28X3,15X	G 1A	160	250	50,0	M-VEE28LRDCF
35		48	27	39	15	51	50	50	50	OR37,69X3,53X	G 1 1/4A	160	250	71,1	M-VEE35LRDCF
42		49	26	39	15	56	60	50	55	OR44,04X3,53X	G 1 1/2A	160	250	79,5	M-VEE42LRDCF
6	S 315 [4560]	24	9	19	9	20	17	14	19	OR10,77X2,62X	G 1/4A	315	500	5,8	M-VEE06SRDCF
8		27	12	23	9	20	19	19	19	OR10,77X2,62X	G 1/4A	315	500	10,6	M-VEE08SRDCF
10		29	13	25	9	23	22	19	22	OR13,94X2,62X	G 3/8A	250	400	12,7	M-VEE10SRDCF
12		33	17	25	9	23	24	19	22	OR13,94X2,62X	G 3/8A	250	400	15,6	M-VEE12SRDCF
16		34	16	31	13	28	30	19	27	OR17X3X	G 1/2A	250	400	22,6	M-VEE16SRDCF
20	250 [3625]	38	16	34	12	33	36	27	36	OR22,5X3X	G 3/4A	250	400	30,5	M-VEE20SRDCF
25		43	19	37	14	41	46	36	41	OR28X3,15X	G 1A	250	400	61,5	M-VEE25SRDCF
30		50	24	38	15	51	50	50	50	OR37,69X3,53X	G 1 1/4A	160	250	79,9	M-VEE30SRDCF
38		52	21	38	15	56	60	50	55	OR44,04X3,53X	G 1 1/2A	160	250	90,9	M-VEE38SRDCF
42		200 [2900]	57	23	41	17	61	60	60	60	OR54,6X3,53X	G 1 3/4A	160	250	120,0

不带螺母卡套时的订货代号示例: M-VEE38SRDCF
order code of items without nut and DS-Ring for example: M-VEE38SRDCF

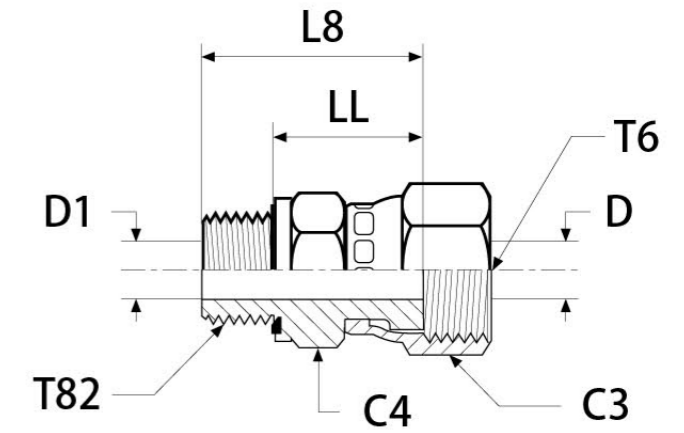


端45°可调向接头—美制螺纹O型圈密封
Adjustable Lock Nut 45° Elbow

order code: M-VEE-UNF

钢管外径 pipe OD	系列 series	L ₁	L ₂	L ₃	L ₄	D ₅	S ₃	S ₁	S ₂	O型圈 O-Ring	T	公称压力 (bar)	最大工作 压力 (bar)	重量 千克/100件 kg for % pc.	型号 order code	
6	L 315 [4560]	24	9	19	10	17	14	14	14	OR9,17X1,83X	7/16-20 UNF-2A	315	420	5,7	M-VEE06L7/16UNFCF	
8		27	12	19	10	18	17	14	14	OR9,17X1,83X	7/16-20 UNF-2A	315	420	6,2	M-VEE08L7/16UNFCF	
10		27	12	24	10	20	19	19	17	OR11,89X1,98X	9/16-18 UNF-2A	315	420	10,5	M-VEE10L9/16UNFCF	
12		28	14	24	11	26	22	19	17	OR11,89X1,98X	9/16-18 UNF-2A	315	420	10,1	M-VEE12L9/16UNFCF	
12		28	14	24	13	26	22	19	22	OR16,36X2,21X	3/4-16 UNF-2A	315	420	14,7	M-VEE12L3/4UNFCF	
15		32	17	24	13	29	27	22	22	OR16,36X2,21X	3/4-16 UNF-2A	315	420	20,3	M-VEE15L3/4UNFCF	
15		32	17	24	15	29	27	22	27	OR19,18X2,46X	7/8-14 UNF-2A	315	420	18,0	M-VEE15L7/8UNFCF	
18		33	17	30	15	29	32	27	27	OR19,18X2,46X	7/8-14 UNF-2A	315	420	26,4	M-VEE18L7/8UNFCF	
18		33	17	30	17	29	32	30	32	OR23,47X2,95X	11/16-12 UN-2A	315	420	36,4	M-VEE18L11/16UNFCF	
22		35	19	33	17	37	36	30	32	OR23,47X2,95X	11/16-12 UN-2A	160	250	38,8	M-VEE22L11/16UNFCF	
28	160 [2320]	39	23	35	17	44	41	36	41	OR23,47X2,95X	15/16-12 UN-2A	160	250	50,0	M-VEE28L15/16UNFCF	
35		48	27	37	17	55	50	50	50	OR37,47X3X	15/8-12 UN-2A	160	250	73,1	M-VEE35L15/8UNFCF	
42		49	26	37	17	55	60	50	55	OR43,69X3X	17/8-12 UN-2A	160	250	81,5	M-VEE42L17/8UNFCF	
6		S 400 [5800]	24	9	18	12	17	17	14	14	OR9,17X1,83X	7/16-20 UNF-2A	400	630	6,5	M-VEE06S7/16UNFCF
8	27		12	21	12	18	19	19	17	OR11,89X1,98X	9/16-18 UNF-2A	400	630	10,6	M-VEE08S9/16UNFCF	
10	29		13	21	12	20	22	19	17	OR11,89X1,98X	9/16-18 UNF-2A	400	630	11,5	M-VEE10S9/16UNFCF	
12	33		17	22	14	26	24	22	22	OR16,36X2,21X	3/4-16 UNF-2A	400	630	17,1	M-VEE12S3/4UNFCF	
16	34		16	29	16	29	30	27	27	OR19,18X2,46X	7/8-14 UNF-2A	400	630	26,6	M-VEE16S7/8UNFCF	
20	38		16	31	19	37	36	30	32	OR23,47X2,95X	11/16-12 UN-2A	400	630	40,7	M-VEE20S11/16UNFCF	
25	54		30	33	19	44	46	36	32	OR23,47X2,95X	11/16-12 UN-2A	400	630	55,8	M-VEE25S11/16UNFCF	
30	250 [3625]		50	24	35	19	55	50	50	50	OR37,47X3X	15/8-12 UN-2A	250	420	81,9	M-VEE30S15/8UNFCF
38			52	21	35	19	55	60	50	55	OR43,69X3X	17/8-12 UN-2A	250	420	92,9	M-VEE38S17/8UNFCF

不带螺母卡套时的订货代号示例: M-VEE38S17/8UNFOMDCF
order code of items without nut and DS-Ring for example: M-VEE38S17/8UNFOMDCF



M-F682EDMLO Swivel male stud

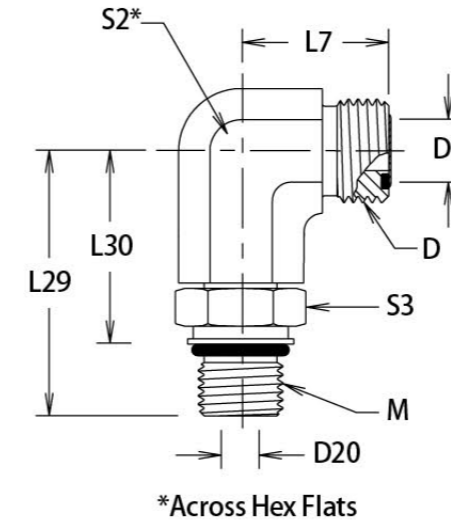
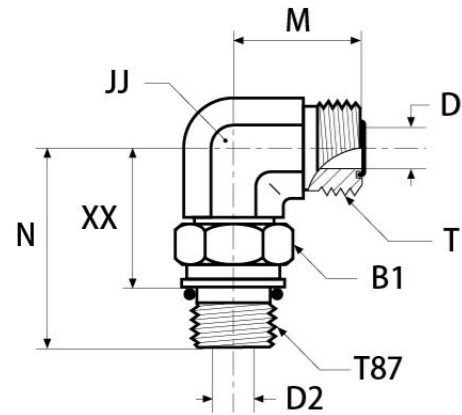
M-ORFS Swivel female end/Male metric thread – ED seal (ISO 9974)

Tub O.D.	Thread metric T82	Thread UN/UNF-2B T6	C3 mm	C4 mm	D mm	D1 mm	L8 mm	LL mm	Weight (steel) g/1piece	M-ORFS Steel	PN (bar) S
6	M12×1,5	9/16-18	17	17	4	4	39	27	56	M-4M12F682EDMLS	500
8,10	M14×1,5	11/16-16	22	19	7	5	41	29	73	M-6M14F682EDMLS	630
8,10	M16×1,5	11/16-16	24	22	7	7	41	29	85	M-6M16F682EDMLS	630
12	M16×1,5	13/16-16	24	22	9	7	48	36	109	M-8M16F682EDMLS	630
14,15,16	M22×1,5	1-14	30	27	12	12	53	39	165	M-10M22F682EDMLS	420
18,20	M27×2	1 3/16-12	36	32	14	14	58	42	282	M-12M27F682EDMLS	420
22,25	M33×2	1 7/16-12	41	41	20	20	68	50	467	M-16M33F682EDMLS	420
28,30,32	M42×2	1 11/16-12	50	50	26	25	70	50	635	M-20M42F682EDMLS	350
35,38	M48×2	2-12	60	55	32	32	72	50	885	M-24M48F682EDMLS	280

M-ORFS is delivered with NBR elastomeric seals as standard.
Part numbers shown are part of our current manufacturing programme.
Imperial and metric parts may vary in hexagon dimensions.

$$\frac{PN \text{ (bar)}}{10} = PN \text{ (MPa)}$$

Pressure ratings – PN shown, apply to Steel versions of the product.



M-C87OMLO Male stud elbow

M-ORFS tube end/Male metric thread – O-ring (ISO 6149-2)
SAE 52M0287 ISO 8434-3 SDE

Tub O.D. mm	Tub O.D. in.	Thread metric T87	Thread UN/UNF-2B T	B1 mm	D mm	D2 mm	JJ mm	M mm	N mm	XX mm	Weight (steel) g/1 piece	M-ORFS Steel	PN (bar) S
6	1/4	M10×10	9/16-18	14	5	3	14	22	31	21	50	M-4M12F682EDMLS	420
6	1/4	M12×1.5	9/16-18	17	5	4	14	22	33	22	52	M-4M12F682EDMLS	420
6	1/4	M14×1.5	9/16-18	19	5	6	14	24	36	25	55	M-4M12F682EDMLS	420
8,10	5/16,3/8	M12×1.5	11/16-16	17	7	4	19	25	36	25	60	M-6M14F682EDMLS	420
8,10	5/16,3/8	M14×1.5	11/16-16	19	7	6	19	25	36	25	60	M-6M-M16F682EDMLS	420
8,10	5/16,3/8	M16×1.5	11/16-16	22	7	7	19	25	38	27	65	M-6M16F682EDMLS	420
12	1/2	M14×1.5	13/16-16	19	10	6	19	28	36	25	150	M-8M16F682EDMLS	420
12	1/2	M16×1.5	13/16-16	22	10	7	19	28	38	27	92	M-8M16F682EDMLS	420
12	1/2	M18×1.5	13/16-16	24	10	9	19	28	41	27	161	M-8M16F682EDMLS	420
12	1/2	M22×1.5	13/16-16	27	10	12	27	31	49	35	200	M-8M16F682EDMLS	420
14,15,16	5/8	M18×1.5	1-14	24	13	9	27	33	48	36	190	M-10M22F682EDMLS	420
14,15,16	5/8	M22×1.5	1-14	27	13	12	27	33	49	34	214	M-10M22F682EDMLS	420
18,20	3/4	M22×1.5	13/16-12	27	16	12	30	37	50	35	390	M-12M27F682EDMLS	420
18,20	3/4	M27×2	13/16-12	32	16	15	30	37	56	40	440	M-12M27F682EDMLS	420
22,25	1	M33×2	17/16-12	41	21	20	36	42	59	43	501	M-12M27F682EDMLS	420
28,30,32	1 1/4	M33×2	11/16-12	41	26	20	41	45	62	46	530	M-16M33F682EDMLS	350
28,30,32	1 1/4	M42×2	11/16-12	50	26	26	41	45	63	46	561	M-20M42F682EDMLS	280
35,38	1 1/2	M48×2	2-12	55	32	32	50	49	72	53	684	M-24M48F682EDMLS	280

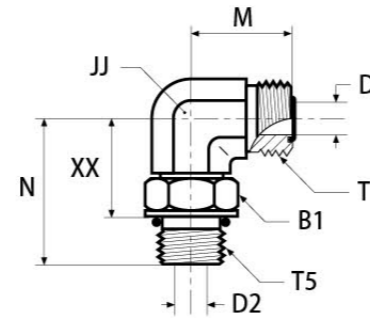
M-ORFS is delivered with NBR elastomeric seals as standard.
Part numbers shown are part of our current manufacturing programme.
Imperial and metric parts may vary in hexagon dimensions.
 $\frac{PN (bar)}{10} = PN (MPa)$
Pressure ratings – PN shown, apply to Steel versions of the product.

M-CC87OMLO Extended male stud elbow

M-ORFS tube end/Male metric thread – O-ring (ISO 6149-2)
SAE 52M1587 ISO 8434-3 SDEL

Tube O.D. mm	Tube O.D. in.	Thread metric M	Thread UN/UNF-2A D	D1 mm	D20 mm	L7 mm	L29 mm	L30 mm	S2 mm	S3 mm	Weight (steel) g/1 piece	M-ORFS Steel	PN (bar)
6	1/4	M12×1.5	9/16-18	5	4	21	56	45	14	17	44	M-4M12CC87OMLOS	420
8, 10	5/16, 3/8	M14×1.5	11/16-16	7	6	25	56	45	17	19	51	M-6M14CC87OMLOS	420
8, 10	5/16, 3/8	M16×1.5	11/16-16	7	7	25	67	54	17	22	51	M-6M16CC87OMLOS	420
12	1/2	M18×1.5	13/16-16	10	9	28	75	61	19	24	150	M-8M18CC87OMLOS	420
12	1/2	M22×1.5	13/16-16	10	12	31	88	73	27	27	150	M-8M22CC87OMLOS	420
14, 15, 16	5/8	M22×1.5	1-14	13	12	34	88	73	27	27	160	M-10M22CC87OMLOS	420
18, 20	3/4	M27×2	1 3/16-12	16	15	38	101	82	27	32	290	M-12M27CC87OMLOS	420
22, 25	1	M33×2	1 7/16-12	21	20	42	115	96	36	41	480	M-16M33CC87OMLOS	420
28, 30, 32	1 1/4	M42×2	1 11/16-12	26	26	45	127	108	41	50	630	M-20M42CC87OMLOS	280

M-ORFS is delivered with NBR elastomeric seals as standard.
Part numbers shown are part of our current manufacturing programme.
Imperial and metric parts may vary in hexagon dimensions.
 $\frac{PN (bar)}{10} = PN (MPa)$



M-C5OMLO Male stud elbow

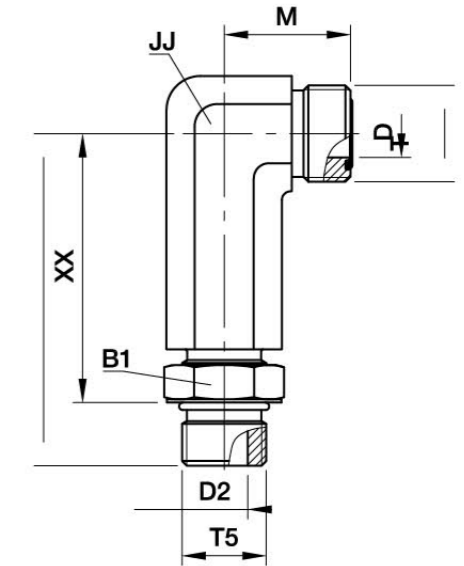
M-ORFS tube end/Male UN/UNF thread – O-ring (ISO 11926)
SAE 520220

Tube O.D.	Thread UN/UNF-2A T5	Thread UN/UNF-2A T	B1	D	D2	JJ	M	N	Weight (steel)	M-ORFS Steel	PN (bar)		
mm	in.		mm	mm	mm	mm	mm	mm	g/1 piece		S		
6	1/4	7/16-20	9/16-18	16	5	5	14	22	33	22	53	M-4 C5OLO-S	420
6	1/4	9/16-18	9/16-18	19	5	8	19	24	37	25	66	M-4-6C5OMLOS	420
6	1/4	3/4-16	9/16-18	24	5	10	19	25	41	27	67	M-4-8 C5OLO-S	420
8, 10	5/16, 3/8	9/16-18	11/16-16	19	7	8	19	25	37	25	68	M-6C5OMLOS	420
8, 10	5/16, 3/8	7/16-20	11/16-16	16	7	5	19	25	35	24	57	M-6-4 C5OLO-S	420
8, 10	5/16, 3/8	3/4-16	11/16-16	24	7	10	19	27	41	27	105	M-6-8C5OMLOS	420
8, 10	5/16, 3/8	7/8-14	11/16-16	27	7	12	22	29	50	34	196	M-6-10 C5OLO-S	420
8, 10	5/16, 3/8	1 1/16-12	11/16-16	36	7	16	27	33	55	37	250	M-6-12 C5OLO-S	420
12	1/2	3/4-16	13/16-16	24	10	10	19	28	41	27	164	M-8C5OMLOS	420
12	1/2	9/16-18	13/16-16	19	10	7	19	28	37	25	81	M-8-6 C5OLO-S	420
12	1/2	7/8-14	13/16-16	27	10	13	27	31	50	34	187	M-8-10C5OMLOS	420
12	1/2	1 1/16-12	13/16-16	36	10	15	30	36	55	37	201	M-8-12 C5OLO-S	420
14, 15, 16	5/8	7/8-14	1-14	27	13	13	27	33	50	34	214	M-10C5OMLOS	420
14, 15, 16	5/8	3/4-16	1-14	24	13	10	27	33	46	32	175	M-10-8 C5OLO-S	420
14, 15, 16	5/8	1 1/16-12	1-14	35	13	16	30	36	55	37	248	M-10-12 C5OLO-S	420
18, 20	3/4	1 1/16-12	1 3/16-12	36	16	16	30	37	55	37	442	M-12C5OMLOS	420
18, 20	3/4	3/4-16	1 3/16-12	24	16	10	30	37	47	33	325	M-12-8C5OMLOS	420
18, 20	3/4	7/8-14	1 3/16-12	27	16	13	30	37	51	35	296	M-12-10C5OMLOS	420
18, 20	3/4	1 5/16-12	1 3/16-12	41	16	22	36	41	60	41	346	M-12-16 C5OLO-S	380
22, 25	1	1 5/16-12	1 7/16-12	41	21	21	37	42	60	41	502	M-16 C5OLO-S	380
22, 25	1	1 1/16-12	1 7/16-12	35	21	16	37	42	59	40	473	M-16-12 C5OLO-S	420
22, 25	1	1 5/8-12	1 7/16-12	48	21	26	41	45	62	44	580	M-16-20 C5OLO-S	280
28, 30, 32	1 1/4	1 5/8-12	1 11/16-12	48	26	26	41	45	62	44	563	M-20 C5OLO-S	280
28, 30, 32	1 1/4	1 5/16-12	1 11/16-12	41	26	22	41	45	62	43	563	M-20-16C5OMLOS	380
28, 30, 32	1 1/4	1 7/8-12	1 11/16-12	54	26	32	48	49	66	47	764	M-20-24 C5OLO-S	280
35, 38	1 1/2	1 7/8-12	2-12	54	32	32	48	49	66	47	689	M-24 C5OLO-S	280
35, 38	1 1/2	1 5/8-12	2-12	48	32	26	48	49	66	47	644	M-24-20 C5OLO-S	280
50	2	2 1/2-12	2 1/2-12	70	45	40	64	70	78	59	2200	M-32 C5OLO-S	170

M-ORFS is delivered with NBR elastomeric seals as standard.
Part numbers shown are part of our current manufacturing programme.
Imperial and metric parts may vary in hexagon dimensions.

$$\frac{PN \text{ (bar)}}{10} = PN \text{ (MPa)}$$

Pressure ratings – PN shown, apply to Steel versions of the product.



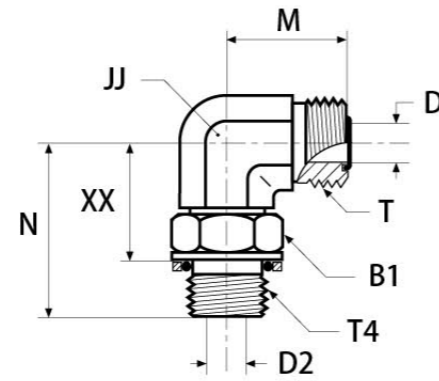
M-CC5OLO Extended male stud elbow

M-ORFS tube end/Male UN/UNF thread – O-ring (ISO 11926)
SAE 521520

Tube O.D.	Thread UN/UNF-2A T5	Thread UN/UNF-2A T	B1	D	D2	JJ	M	N	XX	Weight (steel)	M-ORFS Steel	PN (bar)
mm	in.		mm	mm	mm	mm	mm	mm	mm	g/1 piece		S
6	1/4	7/16-20	9/16-18	16	5	5	14	22	57	46	44	420
8, 10	5/16, 3/8	9/16-18	11/16-16	19	7	7	19	25	66	54	51	420
12	1/2	3/4-16	13/16-16	24	10	10	19	28	75	61	146	420
14, 15, 16	5/8	7/8-14	1-14	27	13	13	27	33	90	73	159	420
18, 20	3/4	1 1/16-12	1 3/16-12	36	16	16	30	37	101	82	291	420
22, 25	1	1 5/16-12	1 7/16-12	41	21	21	36	42	115	96	481	380

M-ORFS is delivered with NBR elastomeric seals as standard.
Part numbers shown are part of our current manufacturing programme.
Imperial and metric parts may vary in hexagon dimensions.

$$\frac{PN \text{ (bar)}}{10} = PN \text{ (MPa)}$$



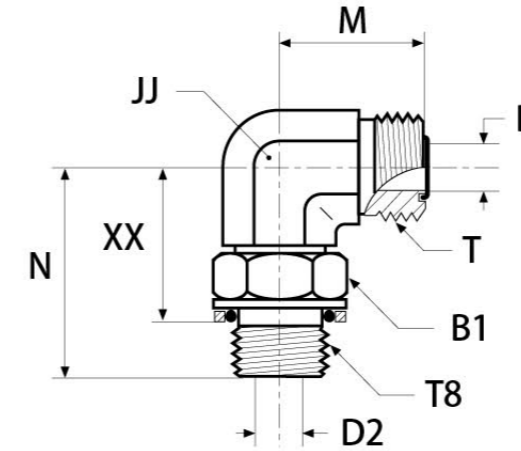
M-C4OMLO Male stud elbow

M-ORFS tube end/Male BSPP thread O-ring + retaining

1/8 9/16-18 14 5 4 14 22 30 22 49

Tube O.D. mm	Tube O.D. in.	Threa BSPP T4	Thread UN/UNF-2A T	B1 mm	D mm	D2 mm	JJ mm	M mm	N mm	XX mm	Weight (steel) g/1 piece	M-ORFS Steel	PN (bar) S
6	1/4	1/8	9/16-18	14	5	4	14	22	30	22	49	4C4OMLOSS	250
6	1/4	1/4	9/16-18	19	5	8	19	24	36	25	93	4-4C4OMLOSS	250
6	1/4	3/8	9/16-18	22	5	10	19	25	38	27	99	4-6C4OMLOSS	250
8,10	5/16,3/8	1/4	11/16-16	19	7	8	19	25	36	25	97	6C4OMLOSS	250
8,10	5/16,3/8	1/8	11/16-16	14	7	5	19	25	32	24	62	6-2C4OMLOSS	250
8,10	5/16,3/8	3/8	11/16-16	22	7	10	19	27	38	27	106	6-6C4OMLOSS	250
8,10	5/16,3/8	1/2	11/16-16	27	7	13	27	29	49	34	120	6-8C4OMLOSS	250
12	1/2	3/8	13/16-16	22	10	10	19	28	38	27	108	8C4OMLOSS	250
12	1/2	1/4	13/16-16	19	10	8	19	28	36	25	99	8-4C4OMLOSS	250
12	1/2	3/4	13/16-16	36	10	16	30	34	52	37	258	8-8C4OMLOSS	250
12	1/2	1/2	13/16-16	27	10	12	27	31	49	34	239	8-12C4OMLOSS	250
14,15,16	5/8	1/2	1-14	27	13	12	27	33	49	34	274	10C4OMLOSS	250
14,15,16	5/8	3/8	1-14	22	13	10	27	33	43	31	235	10-6C4OMLOSS	250
14,15,16	5/8	3/4	1-14	36	13	16	30	36	52	37	352	10-12C4OMLOSS	250
14,15,16	5/8	1	1-14	41	13	22	36	40	58	41	382	10-16C4OMLOSS	250
18,20	3/4	3/4	13/16-12	36	16	16	30	37	52	37	355	12C4OMLOSS	250
18,20	3/4	1/2	13/16-12	27	16	12	30	37	50	35	297	12-8C4OMLOSS	250
18,20	3/4	1	17/16-12	41	16	22	36	41	58	41	362	12-16C4OMLOSS	250
22,25	1	1	17/16-12	41	21	22	36	42	58	41	551	16C4OMLOSS	250
22,25	1	3/4	17/16-12	36	21	16	36	42	55	41	533	16-12C4OMLOSS	250
22,25	1	11/4	17/16-12	50	21	28	41	45	61	44	758	16-20C4OMLOSS	210
28,30,32	11/4	11/4	111/16-12	50	26	28	41	45	61	44	752	20C4OMLOSS	210
28,30,32	11/4	1	111/16-12	41	26	22	41	45	61	44	712	20-16C4OMLOSS	250
28,30,32	11/4	11/2	111/16-1	55	26	33	50	49	65	47	821	20-24C4OMLOSS	140
35,38	11/2	11/2	2-12	55	32	33	50	49	65	47	953	24C4OMLOSS	140

M-ORFS is delivered with NBR elastomeric seals as standard.
 Part numbers shown are part of our current manufacturing programme.
 Imperial and metric parts may vary in hexagon dimensions.
 $\frac{PN \text{ (bar)}}{10} = PN \text{ (MPa)}$
 Pressure ratings – PN shown, apply to Steel versions of the product.

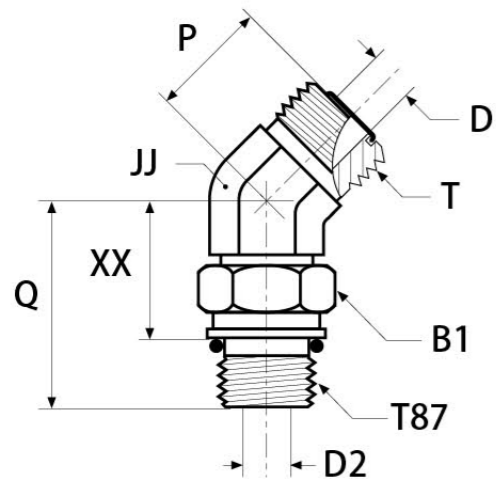


M-C8OMLO Male stud elbow

M-ORFS tube end/Male metric thread – O-ring + retaining ring

Tube O.D. mm	Tube O.D. in.	Thread metric T8	Thread UN/UNF-2A T	B1 mm	D mm	D2 mm	JJ mm	M mm	N mm	XX mm	Weight (steel) g/1 piece	M-ORFS Steel	PN (bar)
6	1/4	M12X1,5	9/16-18	17	5	4	14	22	33	23	52	M-4M12C8OMLOS	250
6	1/4	M14X1,5	9/16-18	17	5	6	14	24	36	24	58	M-4M14C8OMLOS	250
8, 10	5/16, 3/8	M14X1,5	11/16-16	17	7	6	19	25	36	24	62	M-6M14C8OMLOS	250
8, 10	5/16, 3/8	M16X1,5	11/16-16	19	7	7	19	25	38	26	65	M-6M16C8OMLOS	250
12	1/2	M16X1,5	13/16-16	19	10	7	19	28	38	26	82	M-8M16C8OMLOS	250
12	1/2	M18X1,5	13/16-16	22	10	9	19	28	41	29	161	M-8M18C8OMLOS	250
14, 15, 16	5/8	M18X1,5	1-14	22	13	9	27	33	48	33	185	M-10M18C8OMLOS	250
14, 15, 16	5/8	M22X1,5	1-14	27	13	12	27	33	49	35	214	M-10M22C8OMLOS	250
18, 20	3/4	M27X2	13/16-12	32	16	15	30	37	56	39	440	M-12M27C8OMLOS	250
22, 25	1	M33X2	17/16-12	38	21	20	36	42	59	43	501	M-16M33C8OMLOS	140
28, 30, 32	11/4	M42X2	111/16-12	50	26	26	41	45	63	46	561	M-20M42C8OMLOS	140
35, 38	11/2	M48X2	2-12	55	32	32	50	49	72	49	684	M-24M48C8OMLOS	140

M-ORFS is delivered with NBR elastomeric seals as standard.
 Part numbers shown are part of our current manufacturing programme.
 Imperial and metric parts may vary in hexagon dimensions.
 $\frac{PN \text{ (bar)}}{10} = PN \text{ (MPa)}$



M-V87OMLO 45° male stud elbow

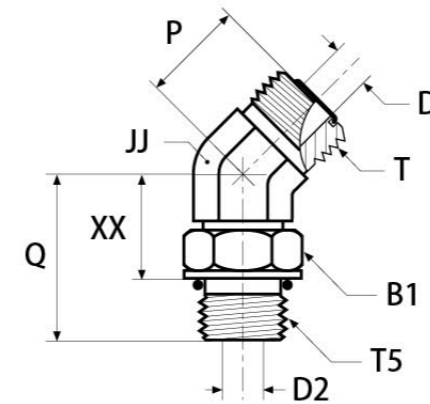
M-ORFS tube end/Male metric thread – O-ring (ISO 6149-2)
SAE 52M0387 ISO 8434-3 SDE45

Tube O.D. mm	Tube O.D. in.	Thread metric T87	Thread UN/UNF-2A T	B1 mm	D mm	D2 mm	JJ mm	P mm	Q mm	XX mm	Weight (steel) g/1 piece	M-ORFS SteelStainless	PN (bar) S
6	1/4	M12x1.5	9/16-18	17	5	4	14	16	30	19	44	M-4M12V87OMLOS	420
8, 10	5/16, 3/8	M16x1.5	11/16-16	22	7	7	19	19	33	19	82	M-6M16V87OMLOS6	420
12	1/2	M18x1.5	13/16-16	24	10	9	19	20	37	23	110	M-8M18V87OMLOS8	420
14, 15, 16	5/8	M22x1.5	1-14	27	13	12	27	23	43	29	190	M-10M22V87OMLOS	420
18, 20	3/4	M27x2	1 3/16-12	32	16	15	30	26	50	32	288	M-12M27V87OMLOS	420
22, 25	1	M33x2	1 7/16-12	41	21	20	36	30	52	34	300	M-16M33V87OMLOS	420
28, 30, 32	1 1/4	M42x2	1 11/16-12	50	26	26	41	32	54	35	444	M-20M42V87OMLOS	280
35, 38	1 1/2	M48x2	2-12	55	32	32	50	37	56	35	569	M-24M48V87OMLOS	280

M-ORFS is delivered with NBR elastomeric seals as standard.
Part numbers shown are part of our current manufacturing programme.
Imperial and metric parts may vary in hexagon dimensions.

$$\frac{PN \text{ (bar)}}{10} = PN \text{ (MPa)}$$

Pressure ratings – PN shown, apply to Steel versions of the product.



M-V50MLO45° male stud elbow

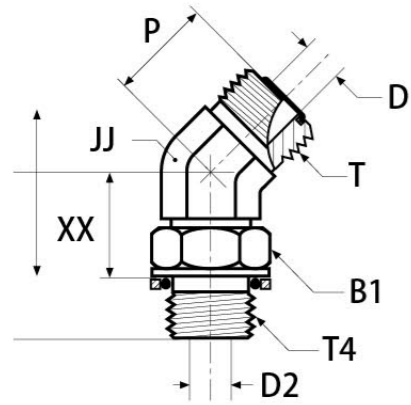
M-ORFS tube end/Adjustable UN/UNF thread O-ring (ISO 11926)
SAE 520320

Tube O.D. mm	Tube O.D. in.	Thread UN/UNF-2A T5	Thread UN/UNF-2A T	B1 mm	D mm	D2 mm	JJ mm	P mm	Q mm	XX mm	Weight (steel) g/1 piece	M-ORFS Steel	PN (bar) S
6	1/4	7/16-20	9/16-18	16	5	5	14	16	30	19	45	M-4V50MLOS	630
6	1/4	9/16-18	9/16-18	19	5	8	19	17	33	21	76	M-4-6 V5OLO-S	630
8, 10	5/16, 3/8	9/16-18	11/16-16	19	7	8	19	19	33	21	83	M-6 V5OLO-S	630
8, 10	5/16, 3/8	7/16-20	11/16-16	16	7	5	19	19	31	20	64	M-6-4 V5OLO-S	630
8, 10	5/16, 3/8	3/4-16	11/16-16	24	7	10	19	19	36	23	96	M-6-8 V5OLO-S	630
12	1/2	3/4-16	13/16-16	24	10	10	19	20	36	23	117	M-8V50MLOS	630
12	1/2	9/16-18	13/16-16	19	10	7	19	20	32	20	71	M-8-6 V5OLO-S	630
12	1/2	7/8-14	13/16-16	27	10	13	27	21	45	29	147	M-8-10 V5OLO-S	420
14, 15, 16	5/8	7/8-14	1-14	27	13	13	27	23	45	29	194	M-10 V5OLO-S	420
14, 15, 16	5/8	3/4-16	1-14	24	12	10	27	23	40	27	192	M-10-8 V5OLO-S	420
14, 15, 16	5/8	11/16-12	1-14	36	12	16	30	24	50	32	207	M-10-12 V5OLO-S	420
18, 20	3/4	1/16-12	13/16-12	35	16	16	30	26	50	32	294	M-12 V5OLO-S	420
18, 20	3/4	7/8-14	3/16-12	27	16	12	30	26	46	30	219	M-12-10 V5OLO-S	420
18, 20	3/4	15/16-12	13/16-12	41	16	21	37	30	52	34	322	M-12-16 V5OLO-S	420
22, 25	1	15/16-12	17/16-12	41	21	21	37	30	52	34	394	M-16 V5OLO-S	420
22, 25	1	11/16-12	17/16-12	36	21	16	36	30	52	33	337	M-16-12V50MLOS	420
22, 25	1	15/8-12	17/16-12	48	21	31	41	32	54	35	511	M-16-20 V5OLO-S	420
28, 30, 32	1 1/4	5/8-12	11/16-12	48	26	26	41	32	54	35	447	M-20 V5OLO-S	350
35, 38	1 1/2	7/8-12	2-12	54	32	32	48	37	54	35	571	M-24 V5OLO-S	280

M-ORFS is delivered with NBR elastomeric seals as standard.
Part numbers shown are part of our current manufacturing programme.
Imperial and metric parts may vary in hexagon dimensions.

$$\frac{PN \text{ (bar)}}{10} = PN \text{ (MPa)}$$

Pressure ratings – PN shown, apply to Steel versions of the product.



M-V4OMLO 45° male stud elbow

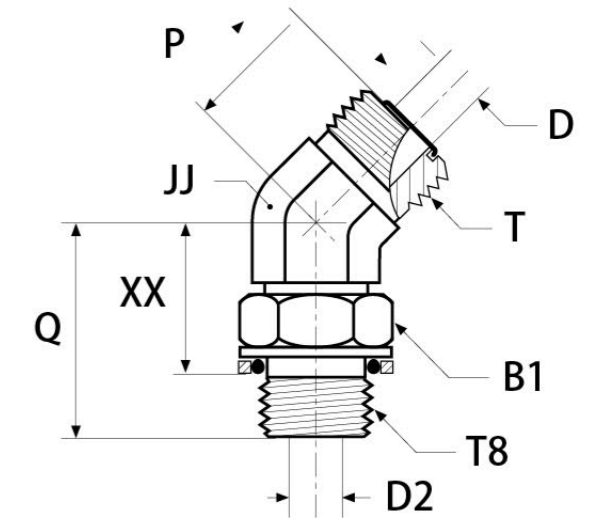
M-ORFS tube end/Adjustable BSPP thread O-ring + retaining ring (ISO 1179)

mm	Tube O.D. in.	Thread BSPP T4	Thread UN/UNF-2A T	B1 mm	D mm	D2 mm	JJ mm	P mm	Q mm	XX mm	M-ORFS Steel	PN (bar) S
6	1/4	1/8	9/16-18	14	5	4	14	16	28	19	M-4V4OMLOS	250
6	1/4	1/4	9/16-18	19	5	8	19	17	33	21	M-4-4V4OMLOS	250
8, 10	5/16, 3/8	1/4	11/16-16	19	7	8	19	19	32	21	M-6V4OMLOS	250
8, 10	5/16, 3/8	3/8	11/16-16	22	7	10	19	19	34	23	M-6-6V4OMLOS	250
8, 10	5/16, 3/8	1/2	11/16-16	27	7	12	27	19	43	28	M-6-8V4OMLOS	250
12	1/2	3/8	13/16-16	22	10	10	19	20	34	23	M-8V4OMLOS	250
14, 15, 16	5/8	1/2	1-14	27	13	12	27	23	43	29	M-10V4OMLOS	250
14, 15, 16	5/8	3/4	1-14	36	13	16	30	24	46	31	M-10-12V4OMLOS	250
18, 20	3/4	3/4	13/16-12	36	16	16	30	26	46	31	M-12V4OMLOS	250
18, 20	3/4	1	13/16-12	41	16	22	36	30	51	34	M-12-16V4OMLOS	250
22, 25	1	1	17/16-12	41	21	22	36	30	51	34	M-16V4OMLOS	250
28, 30, 32	1 1/4	1 1/4	1 11/16-12	50	26	28	41	32	52	35	M-20V4OMLOS	210
35, 38	1 1/2	1 1/2	2-12	55	32	33	50	37	52	35	M-24V4OMLOS	140

M-ORFS is delivered with NBR elastomeric seals as standard.
Part numbers shown are part of our current manufacturing programme.
Imperial and metric parts may vary in hexagon dimensions.

$$\frac{PN \text{ (bar)}}{10} = PN \text{ (MPa)}$$

Pressure ratings – PN shown, apply to Steel versions of the product.



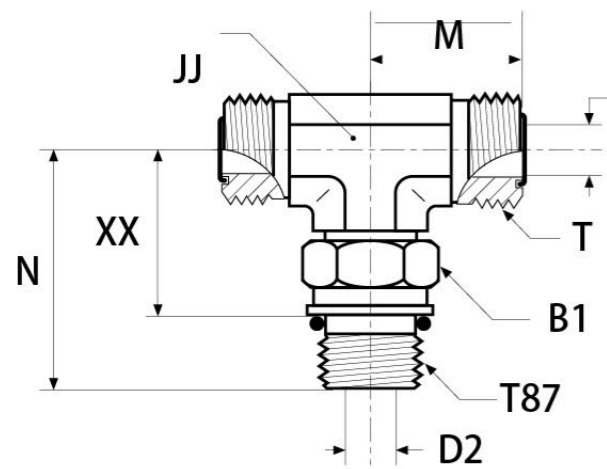
V8OMLO 45° male stud elbow

M-ORFS tube end/Male metric thread – O-ring + retaining ring

mm	Tube O.D. in.	Thread metric T8	Thread UN/UNF-2A T	B1 mm	D mm	D2 mm	JJ mm	P mm	Q mm	XX mm	Weight (steel) g/1 piece	M-ORFS Steel	PN (bar)
6	1/4	M12x1.5	9/16-18	17	5	4	14	16	30	20	44	M-4M12V8OMLOS	250
10	3/8	M16x1.5	11/16-16	19	7	7	19	19	33	22	82	M-6M16V8OMLOS	250
12	1/2	M14x1.5	13/16-16	17	10	6	19	20	31	20	92	M-8M14V8OMLOS	250
12	1/2	M18x1.5	13/16-16	22	10	9	19	20	37	25	110	M-8M18V8OMLOS	250
14, 15, 16	5/8	M18x1.5	1-14	27	13	9	27	24	43	30	160	M-10M18V8OMLOS	250
14, 15, 16	5/8	M22x1.5	1-14	27	13	12	27	23	43	30	190	M-10M22V8OMLOS	250
18, 20	3/4	M27x2	13/16-12	32	16	15	30	26	50	34	288	M-12M27V8OMLOS	250
22, 25	1	M33x2	17/16-12	38	21	20	36	30	52	36	300	M-16M33V8OMLOS	140
28, 30, 32	1 1/4	M42x2	1 11/16-12	50	26	26	41	32	54	37	444	M-20M42V8OMLOS	140
35, 38	1 1/2	M48x2	2-12	55	32	32	50	37	56	37	568	M-24M48V8OMLOS	140

M-ORFS is delivered with NBR elastomeric seals as standard.
Part numbers shown are part of our current manufacturing programme.
Imperial and metric parts may vary in hexagon dimensions.

$$\frac{PN \text{ (bar)}}{10} = PN \text{ (MPa)}$$



S87OMLO Male stud branch tee

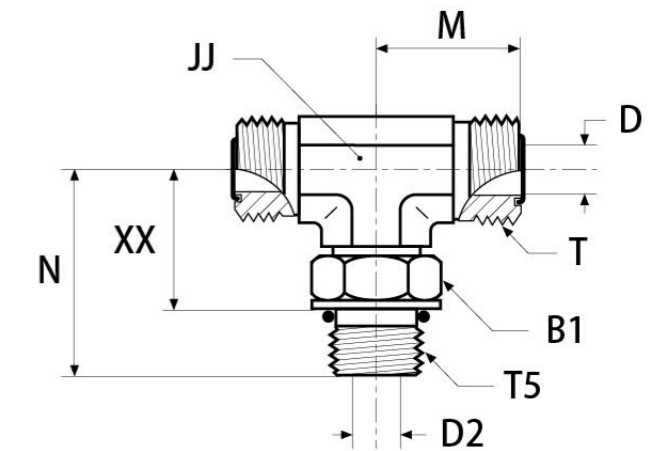
M-ORFS tube ends/Adjustable metric thread – O-ring (ISO 6149)
SAE 52M0489 ISO 8434-3 SDBT

Tube O.D. mm	Tube O.D. in.	Thread metric T87	Thread UN/UNF-2A T	B1 mm	D mm	D2 mm	JJ mm	M mm	N mm	XX mm	Weight (steel) g/1 piece	M-ORFS Steel	PN(bar) S
6	1/4	M12×1.5	9/16-18	17	5	4	14	22	33	22	66	M-4M12S87OMLOS	420
8, 10	5/16, 3/8	M16×1.5	11/16-16	22	7	7	19	25	37	27	131	M-6M16S87OMLOS	420
12	1/2	M18×1.5	13/16-16	24	10	9	19	28	41	27	187	M-8M18S87OMLOS	420
14, 15, 16	5/8	M22×1.5	1-14	27	13	12	27	33	49	34	283	M-10M22S87OMLOS	420
18, 20	3/4	M27×2	1 3/16-12	32	16	15	30	37	55	37	549	M-12M27S87OMLOS	420
22, 25	1	M33×2	1 7/16-12	41	21	20	36	42	59	41	565	M-16M33S87OMLOS	420
28, 30, 32	1 1/4	M42×2	1 11/16-12	50	26	26	41	45	62	44	824	M-20M42S87OMLOS	280
35, 38	1 1/2	M48×2	2-12	59	32	32	48	49	69	48	940	M-24M48S87OMLOS	280

M-ORFS is delivered with NBR elastomeric seals as standard.
Part numbers shown are part of our current manufacturing programme.
Imperial and metric parts may vary in hexagon dimensions.

$$\frac{PN \text{ (bar)}}{10} = PN \text{ (MPa)}$$

Pressure ratings – PN shown, apply to Steel versions of the product.



S50MLO Male stud branch tee

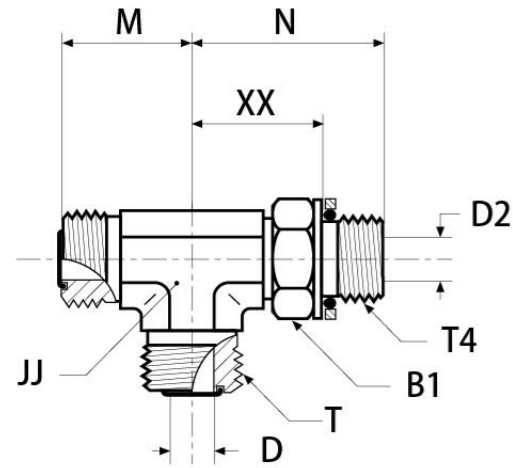
M-ORFS tube end/Adjustable UN/UNF thread O-ring (ISO 11926)
SAE 520429

Tube O.D. mm	Tube O.D. in.	Threa UN/UNF-2A T5	Thread UN/UNF-2A T	B1 mm	D mm	D2 mm	JJ mm	M mm	N mm	XX mm	Weight (steel) g/1 piece	M-ORFS Steel	PN (bar) S
6	1/4	7/16-20	9/16-18	16	5	5	14	22	33	22	67	M-4 S5OLO-S	420
8, 10	5/16, 3/8	9/16-18	11/16-16	19	7	8	19	25	37	25	131	M-6S5OMLOS	420
8, 10	5/16, 3/8	3/4-16	11/16-16	24	10	10	19	26	41	27	160	M-6-6-8 S5OLO-S	420
12	1/2	3/4-16	13/16-16	24	10	10	19	28	41	27	187	M-8 S5OLO-S	420
14, 15, 16	5/8	7/8-14	1-14	27	13	12	27	33	50	34	279	M-10 S5OLO-S	420
18, 20	3/4	1 1/16-12	1 3/16-12	36	16	16	30	37	55	37	441	M-12 S5OLO-S	420
18, 20	3/4	1 5/16-12	1 3/16-12	42	18	21	37	42	60	41	500	M-12-12-16 S5OLO-S	380
22, 25	1	1 5/16-12	1 7/16-12	41	21	21	37	42	60	41	539	M-16 S5OLO-S	380
28, 30, 32	1 1/4	1 5/8-12	1 11/16-12	48	26	26	41	45	62	44	851	M-20 S5OLO-S	280
35, 38	1 1/2	1 7/8-12	2-12	54	32	32	48	49	66	47	942	M-24 S5OLO-S	280

M-ORFS is delivered with NBR elastomeric seals as standard.
Part numbers shown are part of our current manufacturing programme.
Imperial and metric parts may vary in hexagon dimensions.

$$\frac{PN \text{ (bar)}}{10} = PN \text{ (MPa)}$$

Pressure ratings – PN shown, apply to Steel versions of the product.



M-R40MLO Male stud run tee

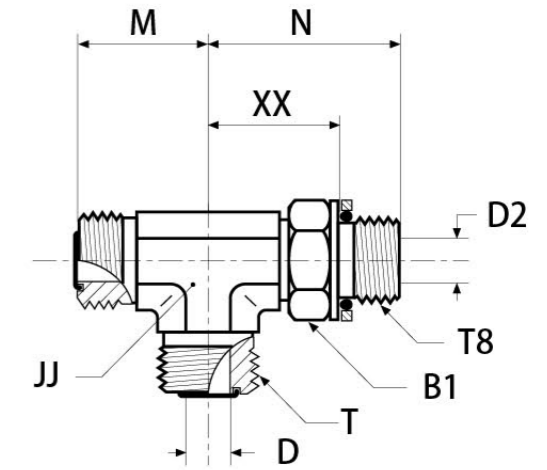
M-ORFS tube ends/Adjustable BSPP thread O-ring + retaining ring (ISO 1179)

Tube O.D. mm	in.	Threa BSPP T4	Thread UN/UNF-2A T	B1 mm	D mm	D2 mm	JJ mm	M mm	N mm	XX mm	Weight (steel) g/1 piece	M-ORFS Steel	PN (bar) S
6	1/4	1/8	9/16-18	14	5	4	14	22	30	22	69	M-4R40MLOS	250
6	1/4	1/4	9/16-18	19	5	8	19	24	36	25	97	M-4-4-4R40MLOS	250
8,10	5/16.3/8	1/4	11/16-16	19	7	8	19	25	36	25	127	M-6R40MLOS	250
8,10	5/16.3/8	3/8	11/16-16	22	7	10	19	27	38	27	126	M-6-6-6R40MLOS	250
12	1/2	3/8	13/16-16	22	10	10	19	28	38	27	146	M-8R40MLOS	250
12	1/2	1/2	13/16-16	27	10	12	27	31	49	34	174	M-8-8-8R40MLOS	250
14,15,16	5/8	1/2	1-14	27	13	12	27	33	49	34	288	M-10R40MLOS	250
16		3/4	1-14	36	13	16	30	36	52	37	314	M-10-12-10R40MLOS	250
18,20	3/4	3/4	13/16-12	36	16	16	30	37	52	37	531	M-12R40MLOS	250
18,20	3/4	1	13/16-12	41	16	22	36	41	58	41	559	M-12-16-12R40MLOS	250
22,25	1	1	17/16-12	41	21	22	36	42	58	41	553	M-16R40MLOS	250
28,30,32	1 1/4	1 1/4	1 11/16-12	50	26	28	41	45	61	44	824	M-20R40MLOS	210
35,38	1 1/4	1 1/2	2-12	55	32	32	50	19	65	47	940	M-24R40MLOS	140

M-ORFS is delivered with NBR elastomeric seals as standard.
Part numbers shown are part of our current manufacturing programme.
Imperial and metric parts may vary in hexagon dimensions.

$$\frac{PN \text{ (bar)}}{10} = PN \text{ (MPa)}$$

Pressure ratings – PN shown, apply to Steel versions of the product.



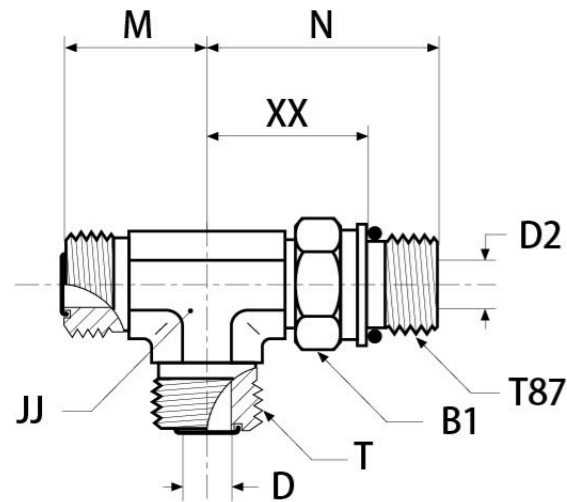
M-R80MLO Male stud run tee

M-ORFS tube end/Adjustable metric thread – O-ring + retaining ring

Tube O.D. mm	in.	Threa BSPP T8	Thread UN/UNF-2A T	B1 mm	D mm	D2 mm	JJ mm	M mm	N mm	XX mm	Weight (steel) g/1 piece	M-ORFS Steel	PN (bar) S
6	1/4	M12x1.5	9/16-18	17	5	4	14	22	33	23	66	M-4M12R80MLOS	250
8,10	5/16,3/8	M16x1.5	11/16-16	19	7	7	19	25	38	26	131	M-6M16R80MLOS	250
12	1/2	M18x1.5	13/16-16	22	10	9	19	28	41	29	187	M-8M18R80MLOS	250
14,15,16	5/8	M22x1.5	1-14	27	13	12	27	33	49	35	283	M-10M16R80MLOS	250
18,20	3/4	M27x2	1 3/16-12	32	16	15	30	37	55	39	550	M-12M27R80MLOS	250
22,25	1	M33x2	1 7/16-12	38	21	20	36	42	59	43	566	M-16M16R80MLOS	140
28,30,32	1 1/4	M42x2	1 11/16-12	50	26	26	41	45	63	46	824	M-20M42R80MLOS	140
35,38	1 1/2	M48x2	2-12	55	32	32	48	49	69	49	940	M-24M48R80MLOS	140

M-ORFS is delivered with NBR elastomeric seals as standard.
Part numbers shown are part of our current manufacturing programme.
Imperial and metric parts may vary in hexagon dimensions.

$$\frac{PN \text{ (bar)}}{10} = PN \text{ (MPa)}$$

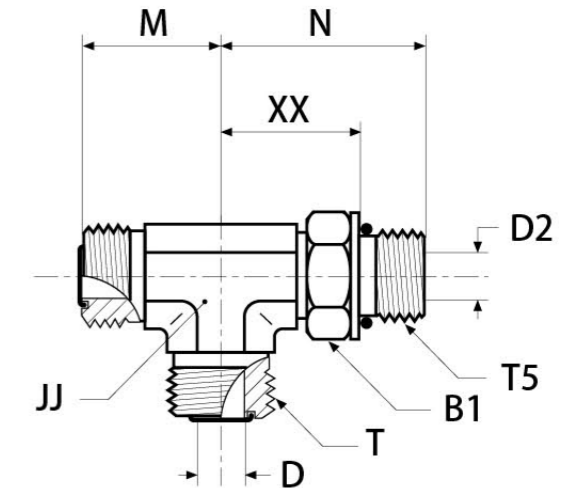


M-R87OMLO Male stud run tee

M-ORFS tube ends/Adjustable metric thread – O-ring (ISO 6149)
SAE 52M0488 ISO 8434-3 SDRT

Tube O.D. mm	Threa BSPP T87 in.	Thread UN/UNF-2A T mm	B1 mm	D mm	D2 mm	JJ mm	M mm	N mm	XX mm	Weight (steel) g/1 piece	M-ORFS Steel	PN (bar) S
6	1/4	M12x1.5	17	5	4	14	22	33	22	66	M-4M12R87OMLOS	420
8,10	5/16,3/8	M16x1.5	22	7	7	19	25	38	27	131	M-6M16R87OMLOS	420
12	1/2	M18x1.5	24	10	9	19	28	41	27	187	M-8M18R87OMLOS	420
14,15,16	5/8	M22x1.5	27	13	12	27	33	49	34	283	M-10M22R87OMLOS	420
18,20	3/4	M27x2	32	16	15	30	37	55	37	549	M-12M27R87OMLOS	420
22,25	1	M33x2	41	21	20	36	42	59	41	565	M-16M33R87OMLOS	420
28,30,32	1 1/4	M42x2	50	26	26	41	45	63	44	824	M-20M42R87OMLOS	280
35,38	1 1/2	M48x2	55	32	32	48	49	69	47	940	M-24M48R87OMLOS	280

M-ORFS is delivered with NBR elastomeric seals as standard.
Part numbers shown are part of our current manufacturing programme.
Imperial and metric parts may vary in hexagon dimensions.
 $\frac{PN \text{ (bar)}}{10} = PN \text{ (MPa)}$
Pressure ratings – PN shown, apply to Steel versions of the product.

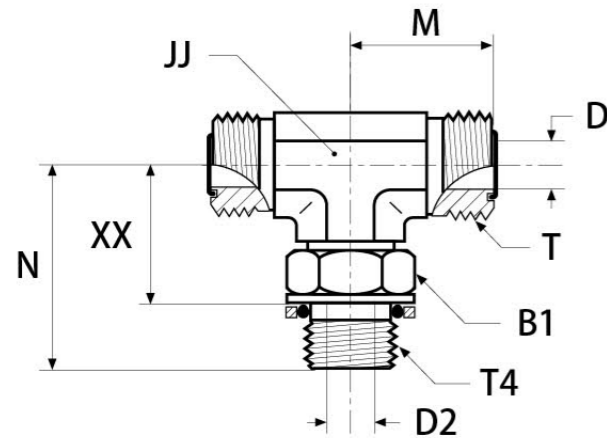


M-R50MLO Male stud run tee

M-ORFS tube end/Adjustable UN/UNF thread O-ring (ISO 11926)
SAE 520428

Tube O.D. mm	Thread UN/UNF-2A T5 in.	Thread UN/UNF-2A T mm	B1 mm	D mm	D2 mm	JJ mm	M mm	N mm	XX mm	Weight (steel) g/1 piece	M-ORFS Steel	PN (bar) S
6	1/4	7/16-20	16	5	5	14	22	33	22	67	M-4 R5OLO-S	420
8,10	5/16,3/8	9/16-18	19	7	8	19	25	37	25	131	M-6R50MLO-S	420
12	1/2	3/4-16	24	10	10	19	28	41	27	187	M-8 R5OLO-S	420
14,15,16	5/8	7/8-14	27	13	13	27	33	50	34	288	M-10 R5OLO-S	420
18,20	3/4	1 1/16-12	35	16	16	30	37	55	37	558	M-12 R5OLO-S	420
18,20	3/4	1 5/16-12	41	16	21	36	41	60	41	560	M-12-16-12 R5OLO-S	380
22,25	1	1 5/16-12	41	21	21	36	42	60	41	566	M-16 R5OLO-S	380
28,30,32	1 1/4	1 5/8-12	48	26	26	41	45	62	44	825	M-20 R5OLO-S	280
35,38	1 1/2	1 7/8-12	54	32	32	48	49	66	47	942	M-24 R5OLO-S	280

M-ORFS is delivered with NBR elastomeric seals as standard.
Part numbers shown are part of our current manufacturing programme.
Imperial and metric parts may vary in hexagon dimensions.
 $\frac{PN \text{ (bar)}}{10} = PN \text{ (MPa)}$
Pressure ratings – PN shown, apply to Steel versions of the product.



M-S4OMLO Male stud branch tee

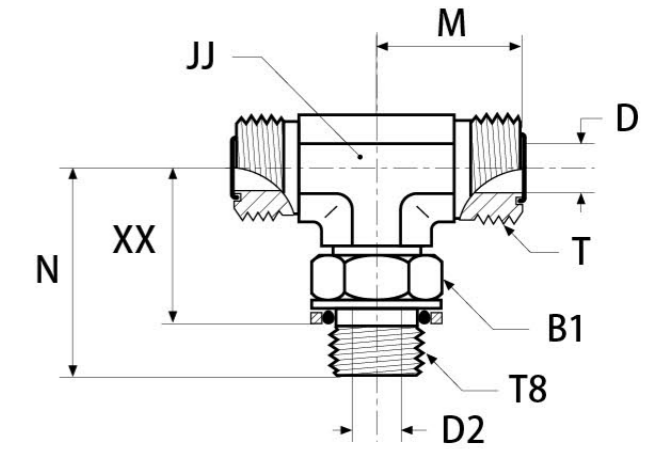
M-ORFS tube end/Adjustable BSPP thread O-ring + retaining ring (ISO 1179)

Tube O.D. mm	Tube O.D. in.	Threa BSPP T4	Thread UN/UNF-2A T	B1 mm	D mm	D2 mm	JJ mm	M mm	N mm	XX mm	Weight (steel) g/1 piece	M-ORFS Steel	PN (bar) S
6	1/4	1/8	9/16-18	14	5	4	14	22	30	22	69	M-4S4OMLOS	250
6	1/4	1/4	9/16-18	19	5	8	19	24	36	25	97	M-4-4-4S4OMLOS	250
8,10	5/16,3/8	1/4	11/16-16	19	7	8	19	25	36	25	127	M-6S4OMLOS	250
8,10	5/16,3/8	3/8	11/16-16	22	7	10	19	27	38	27	126	M-6-6-6S4OMLOS	250
12	1/2	3/8	13/16-16	22	10	10	19	28	38	27	146	M-8S4OMLOS	250
12	1/2	1/2	13/16-16	27	10	12	27	31	49	34	174	M-8-8-8S4OMLOS	250
14,15,16	5/8	1/2	1-14	27	13	12	27	33	49	34	288	M-10S4OMLOS	250
14,15,16	5/8	3/4	1-14	36	13	16	30	36	52	37	314	M-10-10-12S4OMLOS	250
18,20	3/4	3/4	1 3/16-12	36	16	16	30	37	52	37	531	M-12S4OMLOS	250
22,25	1	1	1 7/16-12	41	21	22	36	42	58	41	600	M-16S4OMLOS	250
28,30,32	1 1/4	1 1/4	1 11/16-12	50	26	28	41	45	61	44	850	M-20S4OMLOS	210
35,38	1 1/2	1 1/2	2-12	55	32	33	50	49	65	47	940	M-24S4OMLOS	140

M-ORFS is delivered with NBR elastomeric seals as standard.
Part numbers shown are part of our current manufacturing programme.
Imperial and metric parts may vary in hexagon dimensions.

$$\frac{PN \text{ (bar)}}{10} = PN \text{ (MPa)}$$

Pressure ratings – PN shown, apply to Steel versions of the product.



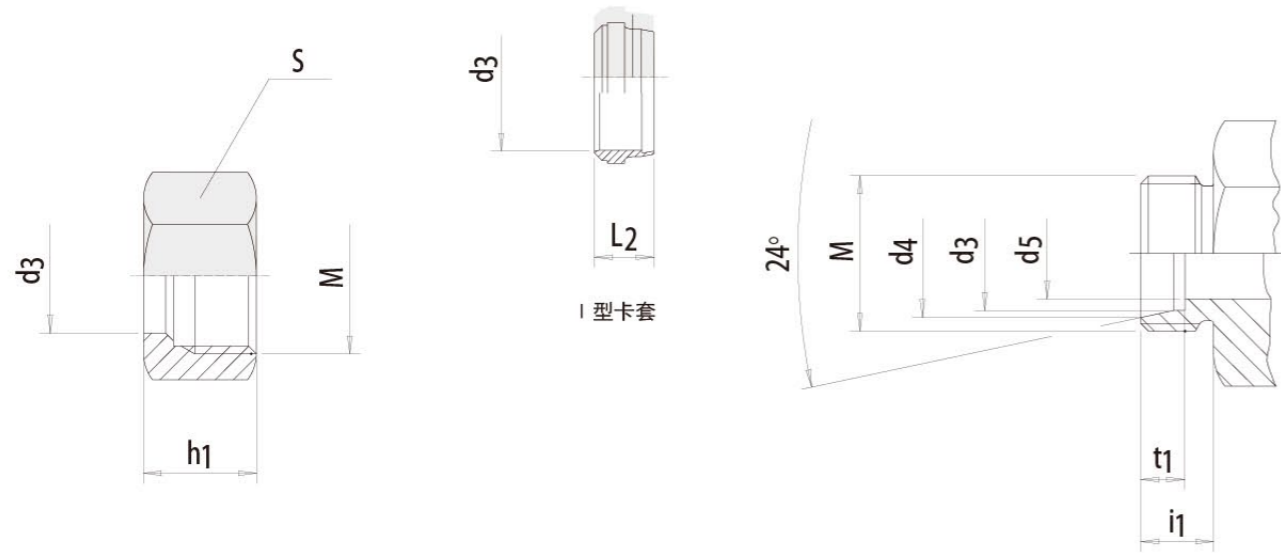
S8OMLO Male stud branch tee

M-ORFS tube end/Adjustable metric thread – O-ring + retaining ring

Tub O.D. mm	Tub O.D. in.	Thread metric T8	Thread UN/UNF-2A T	B1 mm	D mm	D2 mm	JJ mm	M mm	N mm	XX mm	Weight (steel) g/1 piece	M-ORFS Steel	PN (bar)
6	1/4	M12x1.5	9/16-18	17	5	4	14	22	33	23	66	M-4M12S8OMLOS	250
8,10	5/16,3/8	M16x1.5	11/16-16	19	7	7	19	25	37	26	131	M-6M16S8OMLOS	250
12	1/2	M18x1.5	13/16-16	22	10	9	19	28	41	29	187	M-8M18S8OMLOS	250
14,15,16	5/8	M22x1.5	1-14	27	13	12	27	33	49	35	283	M-10M22S8OMLOS	250
18,20	3/4	M27x2	1 3/16-12	32	16	15	30	37	55	39	550	M-12M27S8OMLOS	250
22,25	1	M33x2	1 7/16-12	38	21	20	36	42	59	43	566	M-16M33S8OMLOS	140
28,30,32	1 1/4	M42x2	1 11/16-12	50	26	26	41	45	62	46	824	M-20M42S8OMLOS	140
35,38	1 1/2	M48x2	2-12	55	32	32	48	49	69	49	940	M-24M48S8OMLOS	140

M-ORFS is delivered with NBR elastomeric seals as standard.
Part numbers shown are part of our current manufacturing programme.
Imperial and metric parts may vary in hexagon dimensions.

$$\frac{PN \text{ (bar)}}{10} = PN \text{ (MPa)}$$

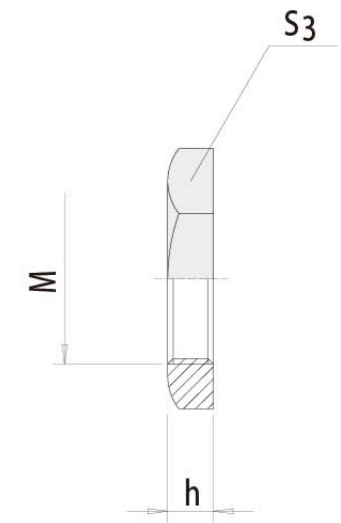


卡套、螺母

Cap nuts, DS-Ring

order code: M order code: DS

钢管外径 pipe OD	系列 series	M	d ₃	d ₄	d ₅	t ₁	i ₁	S	h ₁	L ₂	L ₃	卡套 DS-Ring** 型号 ordercode	卡母 Cap nuts 型号 ordercode
4	LL	M 8x1	4	5	3	4	8	10	11,5				M-04LLCFX
6		M 10x1	6	7,5	4,5	5,5	8	12	12				M-06LLCFX
8		M 12x1	8	9,5	6	5,5	9	14	12,5				M-08LL
6	L	M 12x1,5	6	8,1	4	7	10	14	15	9,5	9	DS 6-L/S	M-06LCFX
8		M 14x1,5	8	10,1	6	7	10	17	15	9,5	9,5	DS 8-L/S	M-08LCFX
10		M 16x1,5	10	12,3	8	7	11	19	16	10	10	DS 10-L/S	M-10LCFX
12		M 18x1,5	12	14,3	10	7	11	22	16	10	10,5	DS 12-L/S	M-12LCFX
15		M 22x1,5	15	17,3	12	7	12	27	17,5	10,2	10,5	DS 15-L	M-15LCFX
18		M 26x1,5	18	20,3	15	7,5	12	32	18	10,2	11	DS 18-L	M-18LCFX
22		M 30x2	22	24,3	19	7,5	14	36	20,5	11,5	11,5	DS 22-L	M-22LCFX
28		M 36x2	28	30,3	24	7,5	14	41	22	11,5	11,5	DS 28-L	M-28LCFX
35		M 45x2	35	38	30	10,5	16	50	25	13,5	13	DS 35-L	M-35LCFX
42		M 52x2	42	45	36	11	16	60	25	13,5	13,5	DS 42-L	M-42LCFX
6	S	M 14x1,5	6	8,1	4	7	12	17	16	9,5	9	DS 6-L/S	M-06SCFX
8		M 16x1,5	8	10,1	5	7	12	19	16	9,5	9,5	DS 8-L/S	M-08SCFX
10		M 18x1,5	10	12,3	7	7,5	12	22	17,5	10	10	DS 10-L/S	M-10SCFX
12		M 20x1,5	12	14,3	8	7,5	12	24	18	10	10,5	DS 12-L/S	M-12SCFX
14		M 22x1,5	14	16,3	10	8	14	27	20	10,5	10,5	DS 14-S	M-14SCFX
16		M 24x1,5	16	18,3	12	8,5	14	30	21	10,5	10,5	DS 16-S	M-16SCFX
20		M 30x2	20	22,9	16	10,5	16	36	24	12,7	12,5	DS 20-S	M-20SCFX
25		M 36x2	25	27,9	20	12	18	46	26,5	12,7	13	DS 25-S	M-25SCFX
30		M 42x2	30	33	25	13,5	20	50	29,5	13,5	13	DS 30-S	M-30SCFX
38		M 52x2	38	41	32	16	22	60	32,5	13,5	13,5	DS 38-S	M-38SCFX

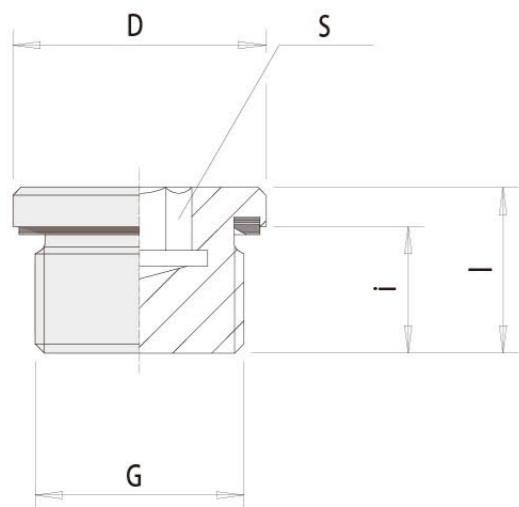


隔板式螺母

Counter nut

order code: M-GM

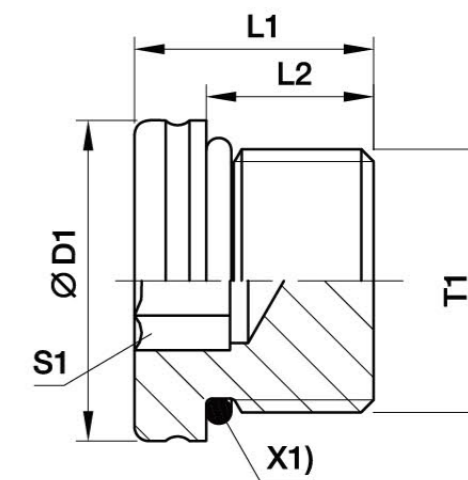
M	S ₃	h	重量 千克/100件 kg for % pc.	型号 ordercode
M 12X1,5	17	6	0,7	M-GM 6-LCFX
M 14X1,5	19	6	0,8	M-GM 6-L/8-LCFX
M 16X1,5	22	6	1,1	M-GM 8-S/10-LCFX
M 18X1,5	24	6	1,2	M-GM 10-S/12-LCFX
M 20X1,5	27	6	1,5	M-GM 12-SCFX
M 22X1,5	30	7	2,2	M-GM 14-S/15-LCFX
M 24X1,5	32	7	2,4	M-GM 16-SCFX
M 26X1,5	36	8	3,7	M-GM 18-LCFX
M 30X2	41	8	4,6	M-GM 20-S/22-LCFX
M 36X2	46	9	6,0	M-GM 25-S/28-LCFX
M 42X2	50	9	5,8	M-GM 30-SCFX
M 45X2	55	9	7,5	M-GM 35-LCFX
M 52X2	65	10	12,3	M-GM 38-S/42-LCFX



VSTI内六角油口堵头——ED型弹性密封
Blanking ends

order code: M-VSTI

PN 系列 series	公制螺纹						英制螺纹 Withw.pipe thread							
	G	D	l	i	S	MA* in NM	型号 ordercode	G	D	l	i	S	MA* in NM	型号 ordercode
400	M 10x1	14	12	8	5	13	M-VSTI 10x1 EDCF	G 1/8" A	14	12	8	5	15	M-VSTI 1/8 EDCF
	M 12x1,5	17	17	12	6	30	M-VSTI 12x1.5 EDCF							
	M 14x1,5	19	17	12	6	40	M-VSTI 14x1.5 EDCF	G 1/4" A	19	17	12	6	33	M-VSTI 1/4 EDCF
	M 16x1,5	22	17	12	8	60	M-VSTI 16x1.5 EDCF							
	M 18x1,5	24	17	12	8	70	M-VSTI 18x1.5 EDCF	G 3/8" A	22	17	12	8	70	M-VSTI 3/8 EDCF
	M 20x1,5	26	19	14	10	90	M-VSTI 20x1.5 EDCF							
	M 22x1,5	27	19	14	10	100	M-VSTI 22x1.5 EDCF	G 1/2" A	27	19	14	10	90	M-VSTI 1/2 EDCF
	M 26x1,5	32	21	16	12	120	M-VSTI 26x1.5 EDCF							
	M 27x2	32	21	16	12	150	M-VSTI 27x2 EDCF	G 3/4" A	32	21	16	12	150	M-VSTI 3/4 EDCF
	M 33x2	40	22,5	16	17	250	M-VSTI 33x2 EDCF	G 1" A	40	22,5	16	17	220	M-VSTI 1 EDCF
315	M 42x2	50	22,5	16	22	400	M-VSTI 42x2 EDCF	G 1 1/4" A	50	22,5	16	22	500	M-VSTI 1 1/4 EDCF
	M 48x2	55	22,5	16	24	400	M-VSTI 48x2 EDCF	G 1 1/2" A	55	22,5	16	24	500	M-VSTI 1 1/2 EDCF



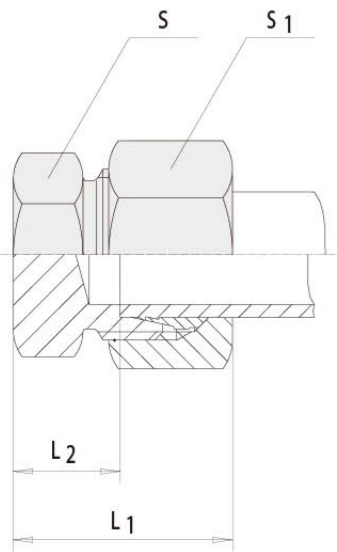
X1)O型圈

VSTI-OR内六角油口端堵头——公制螺纹O型圈密封

order code: M-VSTI-OR

T1	D1	L1	L2	S1	O型圈	重量 克/件	订货号*	工作压力 (bar) CF
M 8X1	12	13.0	9.5	4	OR6.1x1.6X	6	M-VSTI8x1ORCF	630
M 10X1	13	13.5	9.5	5	OR8.1x1.6X	8	M-VSTI10x1ORCF	630
M 12X1,5	17	15.5	11.0	6	OR9.3x2.2X	14	M-VSTI12x1.5ORCF	630
M 14X1,5	19	16.0	11.0	6	OR11.3x2.2X	20	M-VSTI14x1.5ORCF	630
M 16X1,5	21	17.5	12.5	8	OR13.3x2.2X	26	M-VSTI16x1.5ORCF	630
M 18X1,5	23	19.0	14.0	8	OR15.3x2.2X	37	M-VSTI18x1.5ORCF	630
M 22X1,5	27	20.0	15.0	10	OR19.3x2.2X	58	M-VSTI22x1.5ORCF	630
M 26X1,5	31	21.0	16.0	12	OR22.7x2.8X	77	M-VSTI26x1.5ORCF	400
M 27X2	32	23.5	18.5	12	OR23.7x2.9X	95	M-VSTI27x2ORCF	400
M 33X2	38	25.0	18.5	14	OR29.6x2.9X	148	M-VSTI33x2ORCF	400
M 42X2	48	25.5	19.0	22	OR38.6x2.9X	233	M-VSTI42x2ORCF	400
M 48X2	55	28.0	21.5	24	OR44.6x2.9X	336	M-VSTI48x2ORCF	400

标准密封材料: NBR

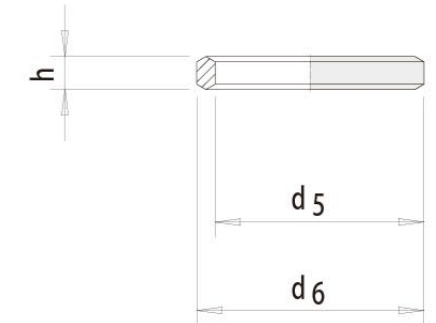


管端堵头
Standpipe End Plugs with 24° Inner Cone

order code: M-ROV

钢管外径 pipe OD	PN 系列 series	S	S ₁	L ₁	L ₂	型号 ordercode
6	L 500 [2200]	12	14	22	7	M-ROV06LCF
8		14	17	23	8	M-ROV08LCF
10		17	19	24	9	M-ROV10LCF
12	400 [1700]	19	22	25	10	M-ROV12LCF
15		24	27	26	11	M-ROV15LCF
18		27	32	28	11,5	M-ROV18LCF
22	250 [1100]	32	36	30	13,5	M-ROV22LCF
28		41	41	31	14,5	M-ROV28LCF
35		46	50	36	14,5	M-ROV35LCF
42		55	60	39	16	M-ROV42LCF
6		S 800 [3400]	14	17	26	11
8	17		19	28	13	M-ROV08SCF
10	19		22	29	12,5	M-ROV10SCF
12	630 [2700]	22	24	31	14,5	M-ROV12SCF
14		24	27	34	16	M-ROV14SCF
16		27	30	34	15,5	M-ROV16SCF
20	400 [1700]	32	36	39	17,5	M-ROV20SCF
25		41	46	44	20	M-ROV25SCF
30		46	50	47	20,5	M-ROV30SCF
38		55	60	54	23	M-ROV06SCF

不带螺母卡套时的订货代号示例: M-ROV06LCFX
order code of items without nut and DS-Ring for example: M-ROV06LCFX

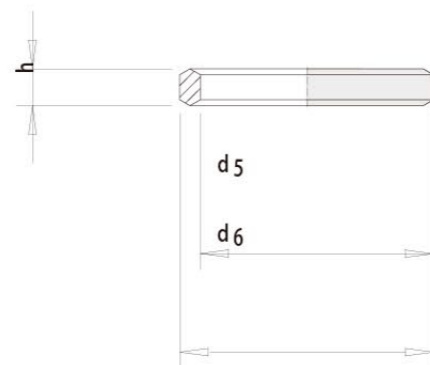


铰接接头用刚性密封圈

Seal-edge rings

order code: M-DKA, M-DKAD

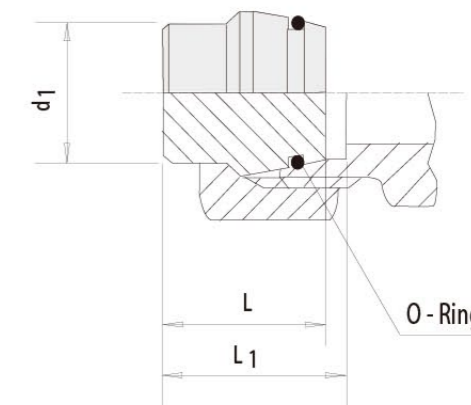
SBE/SGE 用密封圈 Intended use SBE./SGE. .	型号 order code	h	重量 千克/100件 kg for% pc.	SB.. 用密封圈 Intended use SB../	型号 ordercode	h	重量 千克/100件 kg for% pc.	G	d ₅	d ₆
6-RL	M-DKA R 1/8" /SA 2,5	2,5	0,1	6-RL	M-DKA R 1/8" /M10	3,7	0,2	G 1/8" A	10	14
8-RL;6-RS 10-RL;8-RS	M-DKA R 1/4" /SA 3	3	0,2	8-RL; 6-RS 10-RL; 8-RS	M-DKA R 1/4"	4,5	0,3	G 1/4" A	13,16	18
12-RL; 10-RS 12-RS	M-DKA R 3/8" /SA	3	0,3	12-RL; 10-RS 12-RS;	M-DKA R 3/8"	4,5	0,4	G 3/8" A	16,66	22
15-RL; 14-RS 18-RL;16-RS	M-DKA R 1/2" /SA4,5	4,5	0,6	15-RL; 14-RS 18-RL; 16-RS	M-DKA R 1/2"	5,5	0,7	G 1/2" A	20,96	26
22-RL; 20-RS	M-DKAD R 3/4"	3,5	0,6	22-RL; 20-RS	M-DKA R 3/4"	5	0,7	G 3/4" A	26,44	32
28-RL; 25-RS	M-DKA R 1" /M33/SA3,5	3,5	0,9	28-RL; 25-RS	M-DKA R 1" /M33	6	1,1	G 1" A	33,25	39
35-RL; 30-RS	M-DKA R 1 1/4" /M42/SA3,5	3,5	1,2	35-RL; 30-RS	M-DKA R 1 1/4" /M42	6,5	1,3	G 1 1/4" A	42	49
42-RL; 38-RS	M-DKA R 1 1/2" /M48/SA3,5	3,5	1,4	42-RL; 38-RS	M-DKA R 1 1/2" /M48	6,5	1,5	G 1 1/2" A	48	55
6-ML	M-DKA M10/SA2,5	2,5	0,1	6-ML	M-DKA R 1/8" /M10	3,7	0,2	M 10x1	10	14
8-ML; 6-MS	M-DKA M12/SA3	3	0,2	8-ML; 6-MS	M-DKA M12	4,5	0,3	M 12x1,5	12	17
10-ML; 8-MS	M-DKA M14/SA3	3	0,3	10-ML; 8-MS	M-DKA M14	4,5	0,4	M 14x1,5	14	19
12-ML; 10-MS	M-DKA M16/SA3	3	0,3	12-ML; 10-MS	M-DKA M16	4,5	0,4	M 16x1,5	16	21
15-ML; 12-MS	M-DKA M18/SA3	3	0,3	15-ML; 12-MS	M-DKA M18	4,5	0,4	M 18x1,5	18	23
14-MS	M-DKA M20/SA3	3	0,4	14-MS	M-DKA M20	4,5	0,5	M 20x1,5	20	25
18-ML; 16-MS	M-DKA M22	4,5	0,6	18-ML; 16-MS	M-DKA M22	4,5	0,6	M 22x1,5	22	27
22-ML	M-DKAD M26	3,5	0,5	22-ML	M-DKA M26	4,5	0,6	M 26x1,5	26	31
20-MS	M-DKAD M27	3,5	0,6	20-MS	M-DKA M27	5,5	0,7	M 27x2	27	32
28-ML; 25-MS	M-DKA R 1" /M33/SA3,5	3,5	0,8	28-ML; 25-MS	M-DKA R 1" /M33	6	1,0	M 33x2	33,25	39
35-ML; 30-MS	M-DKA R 1 1/4" /M42/SA3,5	3,5	1,2	35-ML; 30-MS	M-DKA R 1 1/4" /M42	6,5	1,3	M 42x2	42	49
42-ML; 38-MS	M-DKA R 1 1/2" /M48/SA3,5	3,5	1,4	42-ML; 38-MS	M-DKA R 1 1/2" /M48	6,5	1,5	M 48x2	48	55
SBD..										
18-RL	M-DKAD R 1/2"	3,5	0,5					G 1/2" A	21	26
22-RL	M-DKAD R 3/4"	3,5	0,6					G 3/4" A	26,5	32
16-RS	M-DKAD R 1/2"	3,5	0,5					G 1/2" A	21	26
20-RS	M-DKAD R 3/4"	3,5	0,6					G 3/4" A	26,5	32
18-ML	M-DKAD M 22	3,5	0,5					M 22X1,5	22	27
22-ML	M-DKAD M 26	3,5	0,6					M 26X1,5	26	31
16-MS	M-DKAD M 22	3,5	0,5					M 22X1,5	22	27
20-MS	M-DKAD M 27	3,5	0,6					M 27X2	27	32



压力表用密封圈
Seal-edge rings

order code: M-DKI

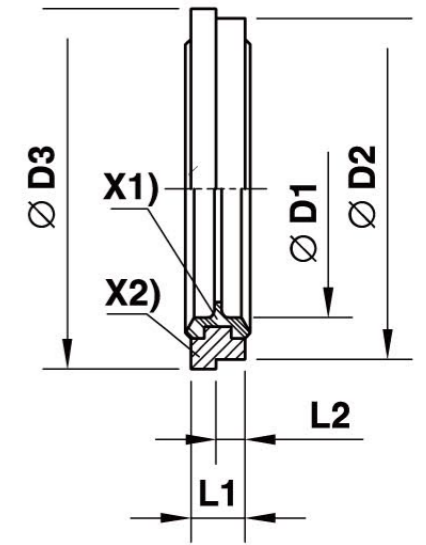
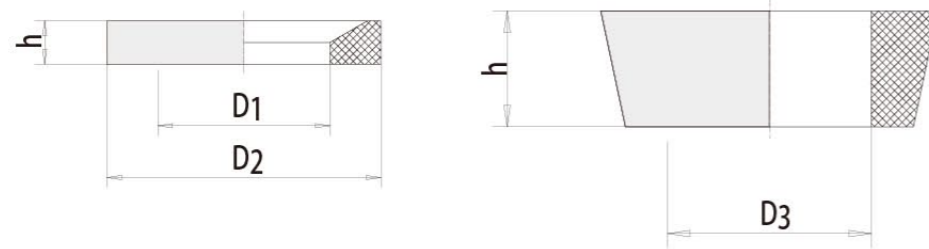
螺纹 For internal thread	d ₅	d ₆	h	订货代号 orderings symbol
G1/4"	6	11,3	4,5	M-DKIR 1/4"
G1/2"	12	18,5	5	M-DKIR 1/2"



锥孔堵头
Backing Plugs

order code: M-VKA

钢管外径 pipe OD d ₁	PN 系列 series	L	L ₁	O-R i n g	重量 千克/100件 kg for % pc.	型号 order code
6	L 500 [2200]	18,5	20	4,5 x 1,5	0,6	M-VKA06CF
8		18,5	20	6,5 x 1,5	0,9	M-VKA08CF
10		20	21	8 x 1,5	1,4	M-VKA10CF
12	400 [1700]	20,5	21,5	10 x 1,5	1,9	M-VKA12CF
15		20,5	21,5	12 x 2	3,1	M-VKA15CF
18		22,5	24	15 x 2	6,2	M-VKA18CF
22	250 [1100]	25	26,5	20 x 2	9,9	M-VKA22CF
28		25,5	27	26 x 2	15,1	M-VKA28CF
35		30	33	32 x 2,5	25,2	M-VKA35CF
42		30	33,5	38 x 2,5	35,9	M-VKA42CF
6		S 800 [3400]	18,5	20	4,5 x 1,5	0,6
8	18,5		20	6,5 x 1,5	0,9	M-VKA08CF
10	20		21,5	8 x 1,5	1,4	M-VKA10CF
12	630 [2700]	20,5	22	10 x 1,5	1,9	M-VKA12CF
14		22,5	24,5	11 x 2	2,6	M-VKA14CF
16		23,5	26	12 x 2	4,6	M-VKA16CF
20	400 [1700]	28,5	31,5	16,3 x 2,4	7,7	M-VKA20CF
25		29	32,5	20,3 x 2,4	11,9	M-VKA25CF
30		30,5	35,5	25,3 x 2,4	17,9	M-VKA30CF
38		33	40,5	33,4 x 2,4	30,8	M-VKA38CF



ED弹性密封圈

Captive seals and TR-rings

order code: M-ED order code: M-TR

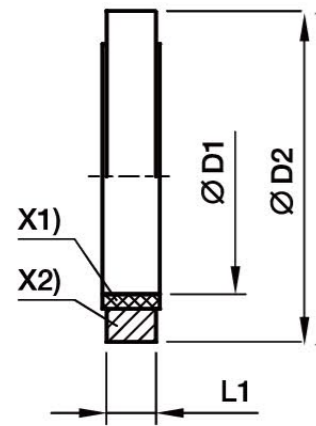
WD材质 Materials WD: NBR 丁腈橡胶 FPM 氟橡胶
 WD材质 Materials TR: NBR 丁腈橡胶 FPM 氟橡胶

螺纹 Stud thread	通径 Nenn-	D ₁	D ₂	h	型号 Order code ¹⁾	h	D ₃	型号 Order code
M 8 x 1	8	6,5	9,9	1,0	M- ED M 8 x 1/...	1,5	5,7	M-TR 6-L/S
M 10 x 1	G 1/8 "A	10	8,4	11,9	M- ED R 1/8" /M 10 x 1/...	1,5	7,7	M-TR 8-L/S
M12 x 1,5		12	9,8	14,4	M- ED M 12x1, 5/...	1,5	9,7	M-TR 10-L/S
M 14 x 1,5	G 1/4 "A	14	11,6	16,5	M- ED R 1/4" /M 14 x 1,5 / ...	1,5	11,7	M-TR 12-L/S
M16 x 1,5		16	13,8	18,9	M- ED M 16x1, 5/...	1,5	14,7	M-TR 15-L
	G 3/4 "A	17	14,7	18,9	M- ED R 3/8" /...	1,5	17,7	M-TR 18-L
M18 x 1,5		18	15,7	20,9	M- ED M 18x1, 5/...	2,0	21,7	M-TR 22-L
M20 x 1,5		20	17,8	22,9	M- ED M 20x1, 5/...	2,0	27,7	M-TR 28-L
	G 3/4 "A	21	18,5	23,9	M- ED R 1/2" /	1,5	34,6	M-TR 32-L
M22 x 1,5		22	19,6	24,3	M- ED M 22x1, 5/...	1,5	41,6	M-TR 42-L
M 26 x 1,5 / M 27 x 2	G 3/4 "A	27	23,9	29,2	M- ED R 3/4" /M 26 / M 27 / ...	1,5	5,7	M-TR 6-L/S
M 33 x 2	G 1 "A	33	29,7	35,7	M- ED R 1" / M 33 x 2 / ...	1,5	7,7	M-TR 8-L/S
M 42 x 2	G 1 1/4" A	42	38,8	45,8	M- ED R 1 1/4" / M 42 x 2 / ...	1,5	9,7	M-TR 10-L/S
M 48 x 2	G 1 1/2" A	48	44,7	50,7	M- ED R 1 1/2" / M 48 x 2 / ...	1,5	11,7	M-TR 12-L/S
						1,5	13,7	M-TR 14-S
						1,5	15,7	M-TR 16-S
						2,0	19,7	M-TR 20-S
						2,0	24,7	M-TR 25-S
						2,0	29,6	M-TR 30-S
						2,0	37,6	M-TR 38-S

KDS 碳钢绞接式接头 (SWVE/WH/TH) 弹性密封圈

X1) 丁腈橡胶密封圈
 X2) 支撑环 (碳钢)

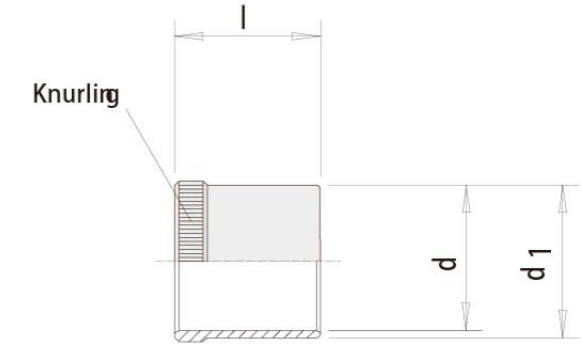
公制 外螺纹	英制 外螺纹	D1	D2	D3	L1	L2	重量 克/件	订货号	
								碳钢/丁腈	碳钢/氟胶
M10x1	G 1/8 A	10.3	14.9	16.0	2.5	1.1	2	KDS10X	KDS10VITX
M12x1.5		12.3	17.0	18.0	3.0	1.6	2	KDS12X	KDS12VITX
M14x1.5	G 1/4 A	14.3	18.9	20.0	3.0	1.6	2	KDS14X	KDS14VITX
M16x1.5	G 3/8 A	17.0	21.9	24.0	3.0	2.1	3	KDS16X	KDS16VITX
M18x1.5		18.3	23.9	23.9	3.0		4	KDS18X	KDS18VITX
M22x1.5	G 1/2 A	22.3	26.9	30.0	4.5	2.6	7	KDS22X	KDS22VITX
M26x1.5		26.3	31.9	35.0	3.5	2.6	7	KDS26X	KDS26VITX
M27x2	G 3/4 A	27.3	32.9	38.0	3.5	2.6	8	KDS27X	KDS27VITX
M33x2	G 1 A	33.6	39.9	42.0	3.5	2.6	10	KDS33X	KDS33VITX
M42x2	G 1 1/4 A	42.4	49.9	49.9	3.5		12	KDS42X	KDS42VITX
M48x2	G 1 1/2 A	48.4	55.9	60.0	3.5	2.6	16	KDS48X	KDS48VITX



KD 不锈钢绞接式接头 (WH/TH) 弹性密封圈
用于宽孔口平面油口

X1) PTFE 密封
X2) 支撑环 (不锈钢)

用于 WH 和 TH	用于 螺纹	D1	D2	L1	重量 克/件	订货号
06LRKD71	G 1/8 A	10.0	17.0	2.5	2	KD1/871
08LR/06SRKD71	G 1/4 A	13.5	22.0	3.0	4	KD1/471
10LR/08SRKD71	G 1/4 A	13.5	22.0	3.0	4	KD1/471
12LR/10SRKD71	G 3/8 S	17.1	27.0	3.0	6	KD3/871
12SRKD71	G 3/8 A	17.1	27.0	3.0	6	KD3/871
15LR/14SRKD71	G 1/2 A	21.4	32.0	4.5	12	KD1/271
18LR/16SRKD71	G 1/2 A	21.4	32.0	4.5	12	KD1/271
22LR/20SRKD71	G 3/4 A	26.8	41.0	3.5	17	KD3/471
28LR/25SRKD71	G 1 A	33.5	46.0	3.5	17	KD171
35LR/30SRKD71	G 1 1/4 A	42.4	57.0	3.5	26	KD11/471
42LR/38SRKD71	G 1 1/2 A	48.4	64.0	3.5	35	KD11/271
06LMKD71	M 10x1	10.3	17.0	2.5	2	KD1071
08LM/06SMKD71	M 12x1.5	12.3	22.0	3.0	5	KD1271
10LM/08SMKD71	M 14x1.5	14.3	22.5	3.0	5	KD1471
12LM/10SMKD71	M 16x1.5	16.4	27.0	3.0	9	KD1671
15LM/12SMKD71	M 18x1.5	18.4	29.0	3.0	9	KD1871
14SMKD71	M 20x1.5	20.4	32.0	3.0	9	KD2071
18LM/16SMKD71	M 22x1.5	22.4	32.0	4.5	12	KD2271
22LMKD71	M 26x1.5	26.4	41.0	3.5	18	KD2671
20SMKD71	M 27x2	27.4	41.0	3.5	18	KD2771
28LM/25SMKD71	M 33x2	33.5	46.0	3.5	17	KD171
35LM/30SMKD71	M 42x2	42.4	57.0	3.5	26	KD11/471
42LM/38SMKD71	M 48x2	48.4	64.0	3.5	35	KD11/271



管套
Reinforcing Rings

order code: VSH

管子外径x壁厚 Tube OD x wall thickness	管径 Tube ins. Ø	l	d	d ₁	钢管型号 Ordering symbol steel
6x1	4	15,5	2,6	3,8	M-VSH 6x1
6x0,75	4,5	15,5	3,1	4,3	M-VSH 6x0,75
6x0,5	5	15,5	3,6	4,8	M-VSH 6x0,5
8x1	6	15,5	4,6	5,8	M-VSH 8x1
8x0,5/10x1,5	7	17	5,6	6,8	M-VSH 8x0,5/10x1,5
10x1	8	16,5	6,6	7,8	M-VSH 10x1
12x1,5	9	16,5	7,6	8,8	M-VSH 12x1,5
12x1	10	16,5	8,6	9,8	M-VSH 12x1
14x1/15x1,5	12	17,5	10,6	11,8	M-VSH 14x1/15x1,5
15x1/16x1,5	13	18,5	11,6	12,8	M-VSH 15x1/16x1,5
16x1/18x2	14	18,5	12,2	13,8	M-VSH 16x1/18x2
18x1,5	15	17,5	13,2	14,8	M-VSH 18x1,5
18x1/20x2	16	22	14,2	15,8	M-VSH 18x1/20x2
20x1,5	17	22	15,2	16,8	M-VSH 20x1,5
20x1/22x2	18	22	16,2	17,8	M-VSH 20x1/22x2
22x1,5	19	18	17,2	18,8	M-VSH 22x1,5
22x1/25x2,5	20	23,5	18,2	19,8	M-VSH 22x1/25x2,5
25x2	21	23,5	19,2	20,8	M-VSH 25x2
25x1,5	22	23,5	20,2	21,8	M-VSH 25x1,5
28x2	24	18	22,2	23,8	M-VSH 28x2
28x1,5	25	18	23,2	24,8	M-VSH 28x1,5
28x1/30x2	26	25,5	24,2	25,8	M-VSH 28x1/30x2
35x2,5	30	22,5	27,8	29,8	M-VSH 35x2,5
35x2	31	22,5	28,8	30,8	M-VSH 35x2
35x1,5	32	22,5	29,8	31,8	M-VSH 35x1,5
38x2,5	33	22,5	30,8	32,8	M-VSH 38x2,5
42x2	38	23,5	35,8	37,8	M-VSH 42x2