



Dimension & Ordering Information

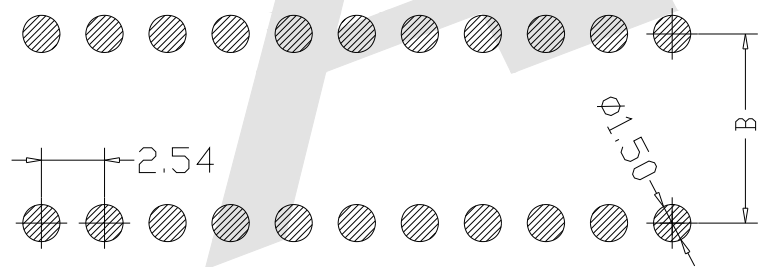
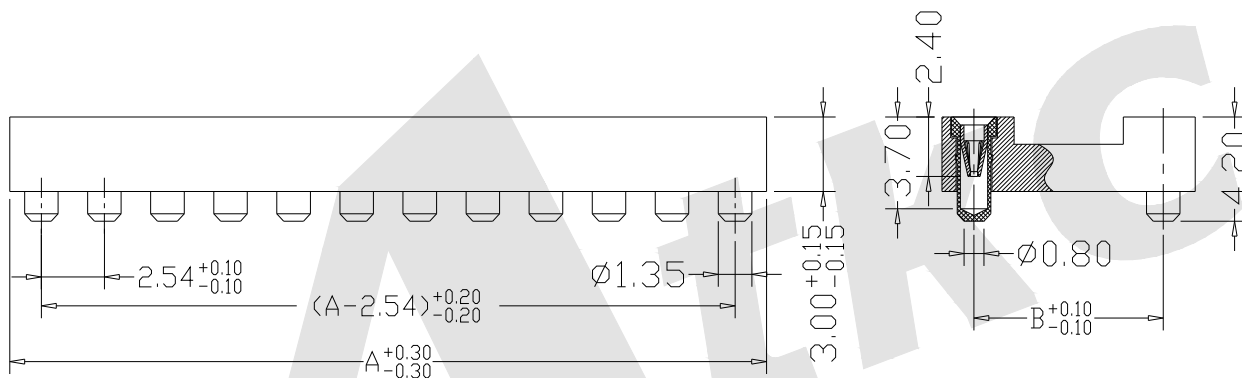
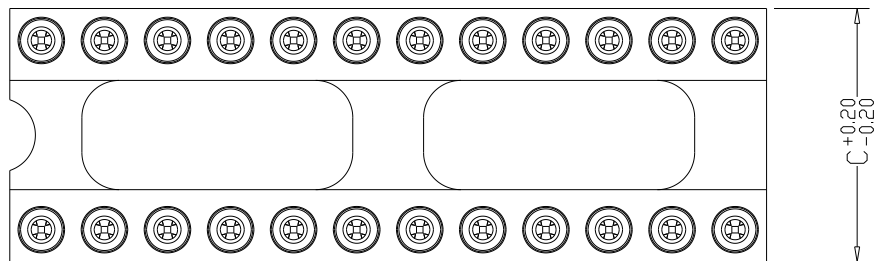
Type	NO. of Poles	Dimension		
		A	B	C
A1	06	7.62	7.62	10.20
A2	08	10.16	7.62	10.20
A3	10	12.70	7.62	10.20
A4	14	17.78	7.62	10.20
A5	16	20.32	7.62	10.20
A6	18	22.86	7.62	10.20
A7	20	25.40	7.62	10.20
A8	22	27.94	7.62	10.20
A9	24	30.48	7.62	10.20
A10	28	35.56	7.62	10.20
A11	20	25.40	10.16	12.70
A12	22	27.94	10.16	12.70
A13	24	30.48	10.16	12.70
A14	28	35.56	10.16	12.70
A15	32	40.64	10.16	12.70
A16	24	30.48	15.24	17.80
A17	28	35.56	15.24	17.80
A18	32	40.64	15.24	17.80
A19	36	45.72	15.24	17.80
A20	40	50.80	15.24	17.80
A21	42	53.34	15.24	17.80
A22	48	60.96	15.24	17.80

TECHNICAL SPECS:
 Current Rating: 1.0Amp
 Contact Resistance: 10MΩ max
 Dielectric Strength: Min 1000 V RMS
 Mechanical Life: Min 100 cycles
 Operating Temperature: -40° C to +105° C
 Sleeve: Brass CuZn36Pb3 (C36000)
 Contact Clip(4 finger): BeCu(C17200)
 Contact Plating: Au or Sn Over Ni
 Insulator Material: PPS+30%GF UL 94V-0
 06p~16P Insulators without center bar
 36p~48P Insulators with center two bar

Ordering Code:

MIFEM01 - X - X - X - X
 ① ② ③ ④ ⑤

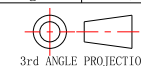
- ① Series No:
- ② Type selection
A1 A2 A3
A4...
- ③ Pin Plating
S1: Tin 150"
S2: Tin 200"
G0: Gold flash
G1: 3u" Gold
G2: 5u" Gold
G3: 10u" Gold
G4: 15u" Gold
G5: 30u" Gold
- ④ Clip Plating
S1: Tin 150"
S2: Tin 200"
G0: Gold flash
G1: 3u" Gold
G2: 5u" Gold
G3: 10u" Gold
G4: 15u" Gold
G5: 30u" Gold
- ⑤ Packing
A: Tray
B: Bag
C: Tube
D: Tape Reel



Recommended P.C.B Layout (Top Side)
 (PCB BOARD TOLERANCE ±0.05)

Unless Otherwise specified tolerance
 X. ±0.35 X.XX: ±0.20
 X.X: ±0.25 X.XXX: ±0.15

SCALE: As Shown UNIT: mm
 DRAW ZLA DATE 21/08/2022
 CHECK BobYang DATE 21/08/2022



Atkconn® ATKCONN ELECTRONICS CO., LTD
[Http://www.atkconn.com](http://www.atkconn.com)

TITLE:
 2.54mm Dual-in-Line Socket SMT
 (H=3.0 L=4.2)

DRAWING NO: MIFEM01-XXXX

PRODUCT NO: MIFEM01-XXXX

REV	DESCRIPTION	DATE
1		
2		
3		
4		
5		