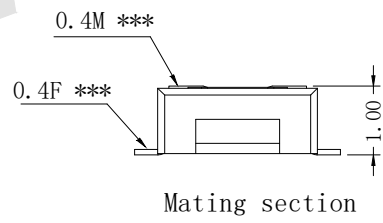
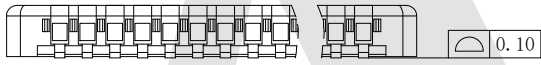
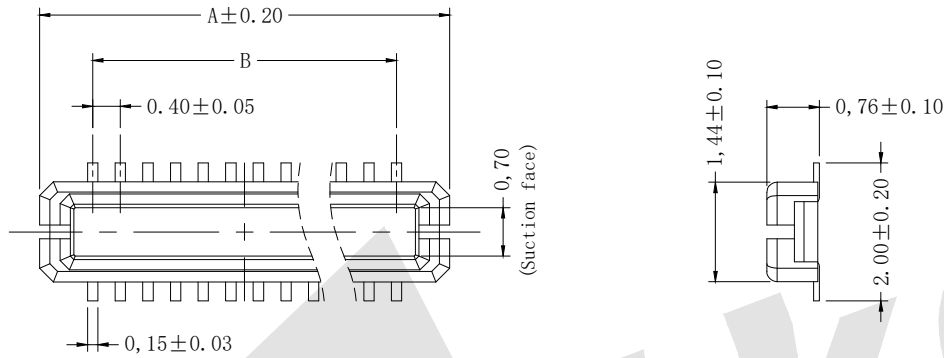




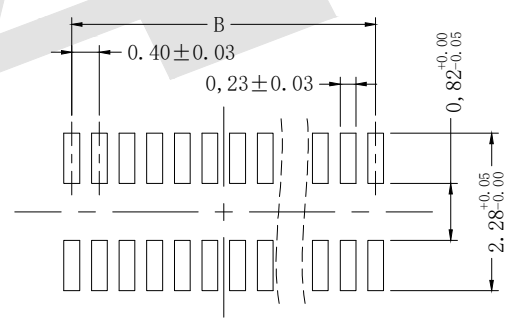
specifications

- 1. Material:
  - 1-1. Molded portion: LCP resin (u194-0)
  - 1-2. Contact and post: copper alloy
- 2. Surface treatment:
  - 2-1. Terminal portion; base; Ni plating surface; Au plating (except the terminal tips); exposed nickel portions.
  - 2-2. Metal clips: base; Ni plating surface; Au flash plating (except the terminal tips) or base; Ni plating surface; Sn flash plating (except the terminal tips)
- 3. Characteristics:
  - 3-1. Rated voltage: 60V AC/DC
  - 3-2. Rated current: 0.3A/contact (Max. 5A at total contact)
  - 3-3. Insulation resistance: Min. 1000MΩ (initial)
  - 3-4. Breakdown voltage: 150V AC for 1 min.
  - 3-5. Saltwater spray resistance (header and socket mated: 24 hours, insulation resistance max. 90mΩ)
  - 3-6. Contact resistance: Max. 90mΩ
  - 3-7. Ambient temperature: -55°C ~ +85°C
  - 3-8. Storage temperature: -55°C ~ +88°C (product only); -40°C ~ +50°C (emboss packing)
  - 3-9. Composite insertion force: Max. 0.918N/contact X contacts (initial)
  - 3-10. Composite removal force: Min. 0.165N/contact X contacts
  - 3-11. Post holding force: Min. 0.49N/contact
  - 3-12. Insertion and removal life: 50 times



Table

60	13.14	11.60
50	11.14	9.60
40	9.14	7.60
34	7.94	6.40
30	7.14	5.60
24	5.94	4.40
20	5.14	3.60
10	3.14	1.60
Number Of Contacts	A	B



RECOMMENDED PCB LAYOUT

Ordering Code:

BB0.4 - M - 1.0 - X - X - X - 02  
 ① ② ③ ④ ⑤ ⑥ ⑦

- ① Series NO:  
0.4mm Board to Board connector
- ② M: Male F: Female
- ③ mating Height:  
1.0=1.00mm
- ④ NO. of contacts:  
see table  
For example  
24: 24poles
- ⑤ Contact Plating  
G0: Gold flash  
G1: 3u" Gold  
G2: 5u" Gold  
G3: 10u" Gold  
G4: 15u" Gold  
G5: 30u" Gold  
SN: Tin
- ⑥ Packing  
T: Tube A: Tray  
B: Bag U: Tube+CAP  
R: tape&Reel  
W: tape&Reel+CAP
- ⑦ serial number: 02

Unless Otherwise specified tolerance  
 X. ±0.35 X.XX: ±0.20  
 X.X: ±0.25 X.XXX: ±0.15

SCALE: As Shown	UNIT: mm
DRAW ZLA	DATE 24/10/2022
CHECK BobYang	DATE 24/10/2022
VER. A0	

**Atkonn**® ATKCONN ELECTRONICS CO., LTD  
[Http://www.atkonn.com](http://www.atkonn.com)

TITLE: 0.4mm Board to Board connector, male, mating Height=1.00mm  
 DRAWING NO: BB0.4M-1.0XXX02  
 PRODUCT NO: BB0.4M-1.0XXX02

REV	DESCRIPTION	DATE
1	2	3
4	5	6
7	8	