



SPECIFICATIONS:

1. Material And Plating:

1.1 Housing:PBT+5%PC UL94V-0

1.2 Contacts:Brass

1.3 Contact Plating:

G=Gold flash plated all over,Ni under plated all over

T=Tin platd all over,Ni under plated all over

S=Gold flash plated on contact area,Tin PLATED ON

SOLDER TAIL,Ni under plated all over

2. Electrical Characteristic:

2.1 Current rating:2 AMPS

2.2 Contact resistance:20 mΩ

2.3 Insulation resistance:1000 MΩ min@500V DC

2.4 Dielectric withstanding voltage:1000V AC/minute

2.5 Operating temperature:-55° C to +125° C

Ordering Code:

DMR - 120 - A - J - X - 502

① ② ③ ④ ⑤ ⑥

① Series No: ⑤ Contact Plating

② No. of Contacts 120P

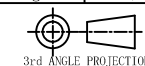
③ Termination A:Right tail length H=3.0mm

④ Rows Loaded With Contacts J:Row a+b+c

⑥ Series number 502

Unless Otherwise specified tolerance  
X. ±0.35 X.XX:±0.20  
X.X:±0.25 X.XXX:±0.15

SCALE: As Shown UNIT: mm  
DRAW ZLA DATE 24/04/2022  
CHECK BobYang DATE 24/04/2022


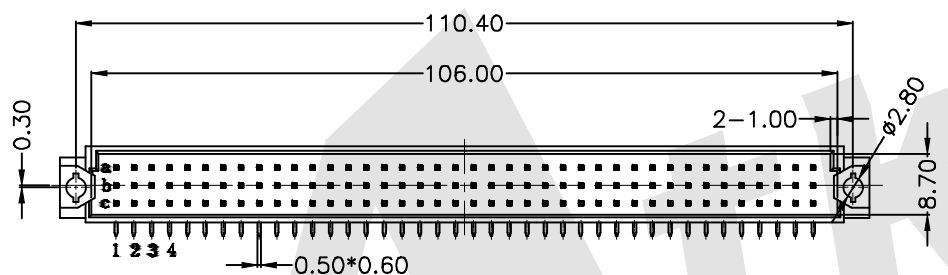
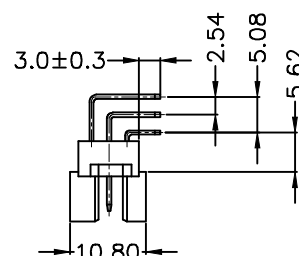
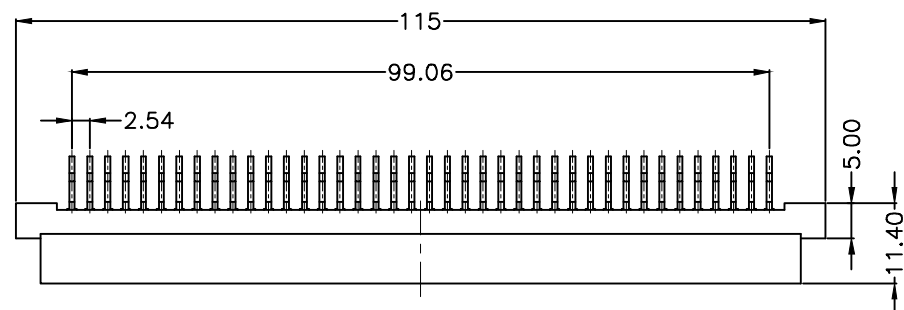


**Atkconn**® ATKCONN ELECTRONICS CO.,LTD  
Http://www.atkconn.com

TITLE: DIN41612 Right Angle Plug Type R  
Connectors 120 Positions

DRAWING NO: DMR-120-AJX-502

PRODUCT NO: DMR-120-AJX-502



RECOMMENDED PCB LAYOUT  
(TOP VIEW TOL. ±0.05)

Code	Number Of Contacts	Contact Arrangement	Rows With Contacts	Pitch
J	120		a	2.54

REV	DESCRIPTION	DATE
