



Specifications

Current Rating:1.1Amp
Insulation Resistance:10000MΩMin.
Dielectric Withstanding Voltage:500VAC
Contact Resistance:10mΩMax.
Operating Temperature:-55°C to +125°C

Materials

Contact Material:Phosphor Bronze
Insulator Material:High Temperature Thermoplastic, UL 94V-0 LCP or the equivalent material
All materials must meet GREENCONN hazardous substances control standards.

"★":Critical Characteristics, indicates product characteristics, functionalities, and manufacturing processes regarding to customer's specifications

"☆":Safety Features indicates product characteristics, functionalities, and manufacturing processes complying to legal regulations stated by local government

ORDERING CODE:

ATK-SMC05 XX XX X
Packing
T: Tube
R: Tape&Reel

Series NO.
1.27 SMC Female Connector
IDC Type

CONTACT POSITION
See DIM-TABLE.

Contact Plating:
G0: Gold flash S0: Selective
G1: 3u" Gold S1: Selective 3u"
G2: 5u" Gold S2: Selective 5u"
G3: 10u" Gold S3: Selective 10u"
G4: 15u" Gold S4: Selective 15u"
G5: 30u" Gold S5: Selective 30u"
SN: Tin

Unless Otherwise specified tolerance
X. ±0.35 X.XX: ±0.20
X.X: ±0.25 X.XXX: ±0.15

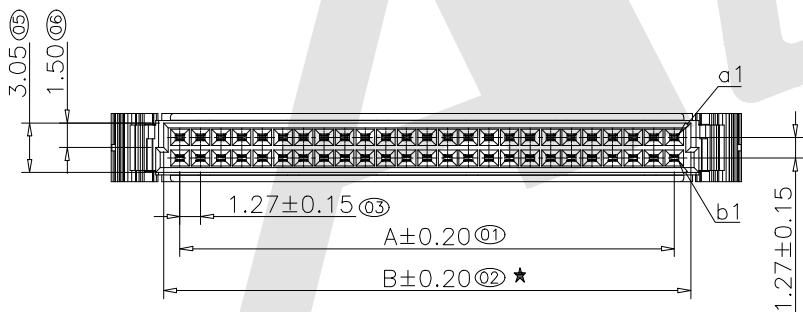
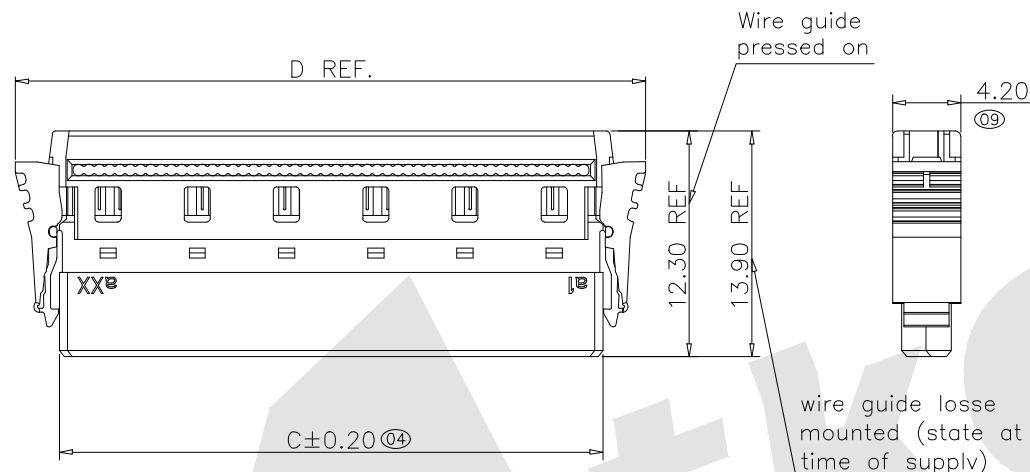
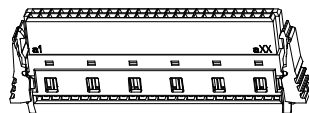
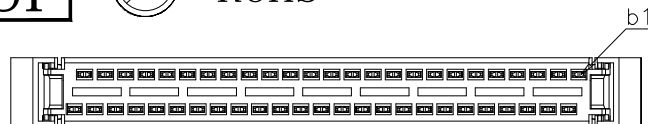
SCALE: As Shown UNIT: mm
DRAW ZLA DATE 24/10/2022
CHECK BobYang DATE 24/10/2022
VER. A0 3rd ANGLE PROJECTION

Atkconn® ATKCONN ELECTRONICS CO., LTD
Http://www.atkconn.com

TITLE:
1.27 SMC Female Connector IDC Type

DRAWING NO: ATK-SMC05XXXXX

PRODUCT NO: ATK-SMC05XXXXX



NO.OF PIN	Dimension Information			
	A	B	C	D
12P	6.35	8.37	9.37	14.71
20P	11.43	13.45	14.45	19.79
26P	15.24	17.26	18.26	23.6
32P	19.05	21.07	22.07	27.41
40P	24.13	26.15	27.15	32.49
50P	30.48	32.5	33.5	38.84
68P	41.91	43.93	44.93	50.27
80P	49.53	51.55	52.55	57.89

REV	DESCRIPTION	DATE
1		
2		
3		
4		
5		
6		
7		
8		