

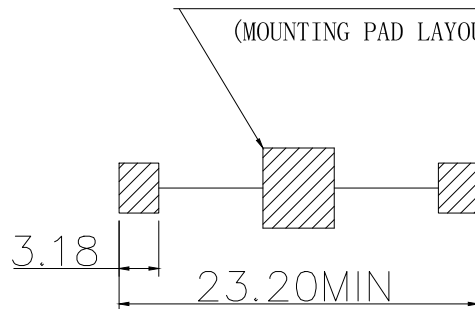
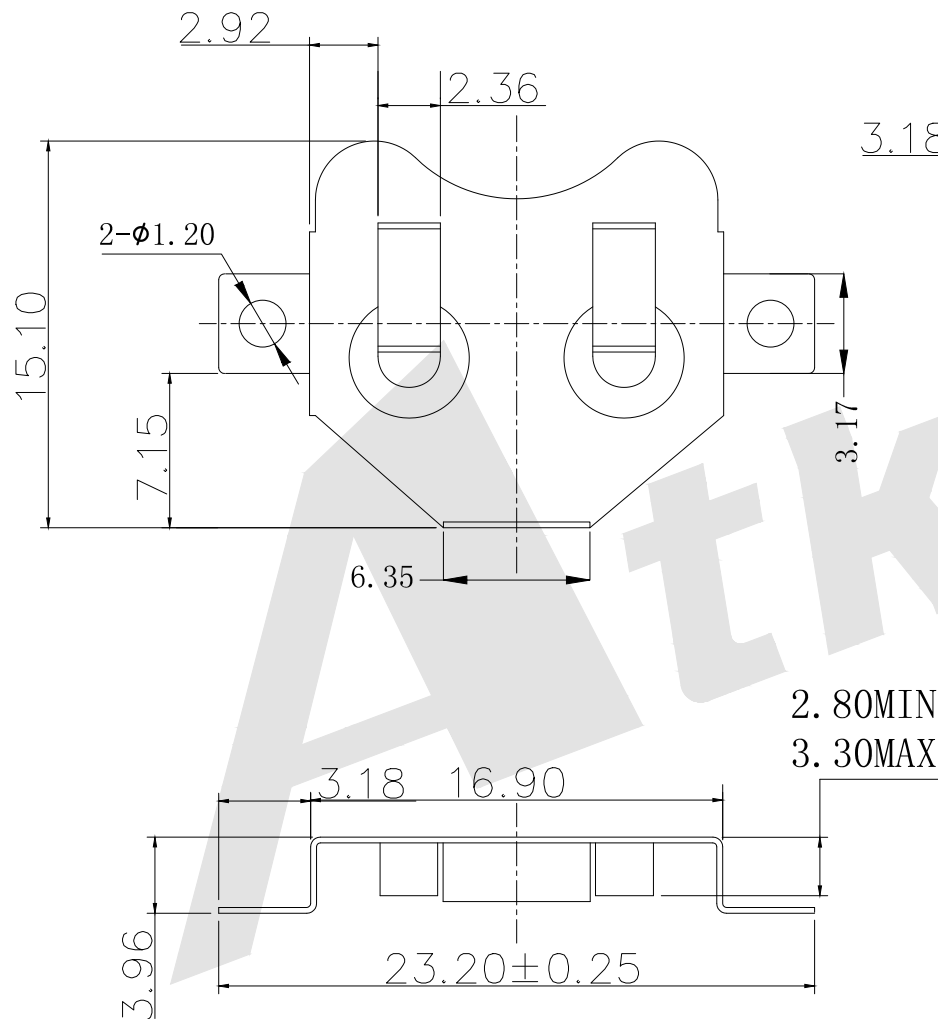


NEG. CONTACT (PAD)  
3.96 SQ. MIN

(MOUNTING PAD LAYOUT)

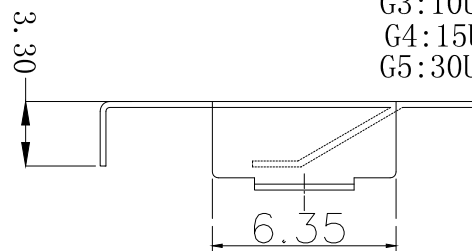
NOTE:

1. ALL INSIDE BEND RADII TO BE A MIN. OF MATERIAL THICKNESS UNLESS OTHERWISE SPECIFIED.
2. PART MUST BE FREE OF ALL BURRS AND SHARP EDGES.
3. MAT'L: 0.254 TH'K FULL HARD PHOSPHOR BRONZE
4. FINISH: NICKEL PLATE  
0.00254-0.00762 NICKEL, OVER  
0.00127-0.00254 COPPER
5. INDICATES CRITICAL DIMENSION



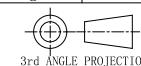
BS - M - SI - R - CR1632A  
① ② ③ ④ ⑤

- ① BS: Battery Contacts
- ② Apperance for the product  
M: SMT TYPE
- ③ Contact Plating  
SI: NICKEL PLATE  
SN: Tin  
G0: Gold flash  
G1: 3U" Gold  
G2: 5U" Gold  
G3: 10U" Gold  
G4: 15U" Gold  
G5: 30U" Gold
- ④ Packing method  
A: Tray packing  
R: Tape & reel packing
- ⑤ Product number  
CR1632A



Unless Otherwise specified tolerance  
X. ±0.35 X. XX: ±0.20  
X. X: ±0.25 X. XXX: ±0.15

SCALE: As Shown UNIT: mm  
DRAW ZLA DATE 21/07/2022  
CHECK BobYang DATE 21/07/2022



**Atkconn**® ATKCONN ELECTRONICS CO., LTD  
[Http://www.atkconn.com](http://www.atkconn.com)

TITLE: Battery Contacts FOR CR1632, CR1612, CR1616, CR1620.

DRAWING NO: BS-M-SI-R-CR1632A

PRODUCT NO: BS-M-SI-R-CR1632A

REV	DESCRIPTION	DATE
1		
2		
3		
4		
5		
6		