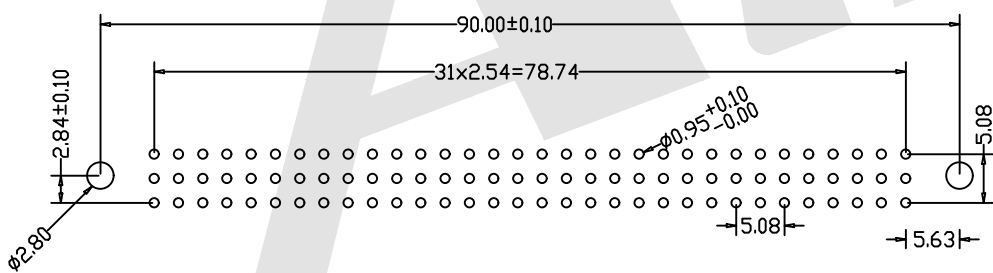
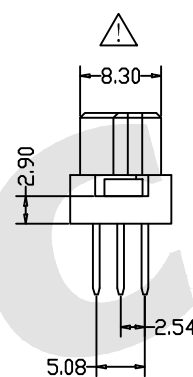
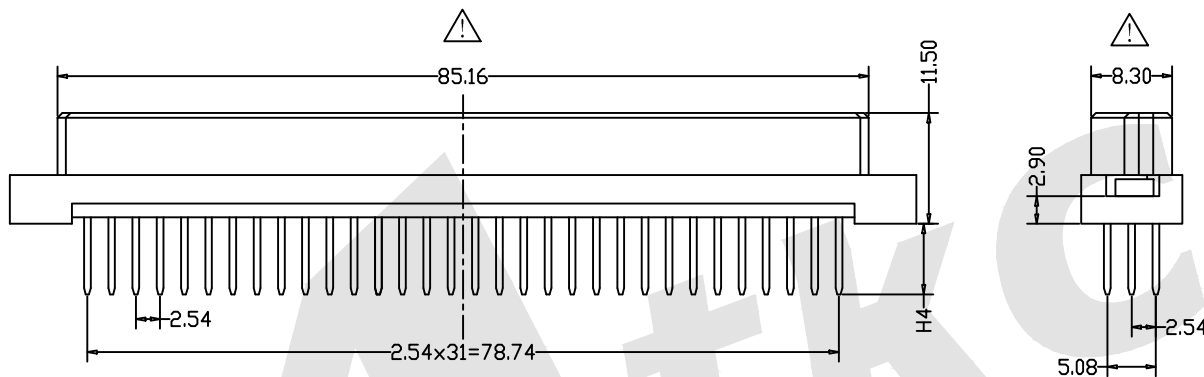
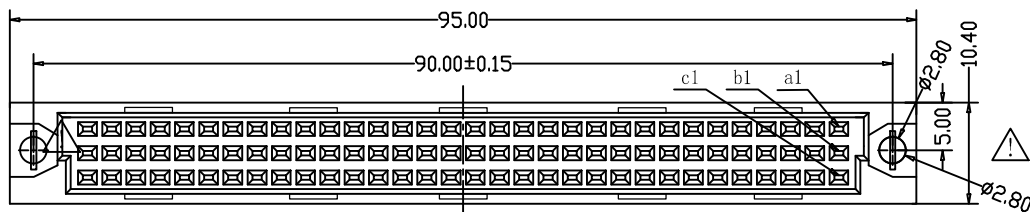


HSF



ROHS



Recommended P. C. B. Layout

Code	Number Of Contacts	Contact Arrangement	Rows With Contacts	Pitch
A	96		a b c	
C	64		a b	2.54
D	48		a c	
D1	48		a b c	5.08
F	32		a c	
F1	32		a	2.54

SPECIFICATION

Current Rating: 2.0Amp
 Insulation Resistance: 1000MΩ min.at DC 500V
 Contact Resistance: 20mΩ max
 Withstand Voltage: AC 1000V For 1 Minute
 Operating Temperature: -55° C to +105° C
 Contact Material: Brass
 Contact Plating: Au or Sn Over Ni
 Insulator Material: PBT+30%GF UL 94V-0
 Insertion Force: 96 pin max. 90N
 Withdrawal Force: 0.15N min.per individual contact

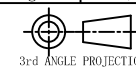
Ordering Code:

DFS - 96 - E - F - S0 - 302
 ① ② ③ ④ ⑤ ⑥

- ① Series No:
- ② No. of Contacts
96P 64P 32p 48p
- ③ Termination
A: Straight solder tail length H=2.5mm
E: Straight solder tail length H=4.0mm
I: Straight tail length H=5.0mm
K: Straight tail length H=7.4mm
M: Wrap post tail length H=13.0mm
N: Wrap post tail length H=17.0mm
O: Wrap post tail length H=19.4mm
- ④ Rows Loaded With Contacts
A: Row a+b+c C: Row a+b
D: Row a+c
D1: Row a+b+c (2, 4, 6...)
F: Row a+c (2, 4, 6...)
F1: Row a
- ⑤ Contact Plating
G0: Selective Gold Flash
S0: Gold flash/Ni
G1: 3u" Gold
S1: 3u" Gold/Ni
G2: 5u" Gold
S2: 5u" Gold/Ni
G3: 10u" Gold
S3: 10u" Gold/Ni
G4: 15u" Gold
S4: 15u" Gold/Ni
G5: 30u" Gold
S5: 30u" Gold/Ni
SN: Tin
- ⑥ Series number
302

Unless Otherwise specified tolerance
 X. ±0.35 X.XX: ±0.20
 X.X: ±0.25 X.XXX: ±0.15

SCALE: As Shown UNIT: mm
 DRAW ZLA DATE 24/04/2022
 CHECK BobYang DATE 24/04/2022



Atkconn® ATKCONN ELECTRONICS CO., LTD
 Http://www.atkconn.com

TITLE: DIN41612 Vertical Female Type C
 Connectors 96 Positions

DRAWING NO: DFS-96-E-A-S0-302

PRODUCT NO: DFS-96-E-A-S0-302

REV	DESCRIPTION	DATE