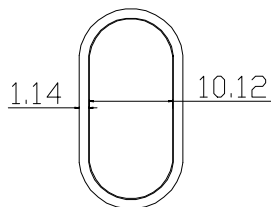
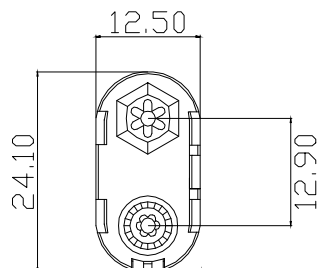
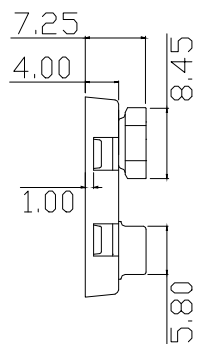


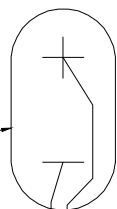
HSF



ROHS



Battery buckle internal link circuit diagram



1. Material :ABS
2. Contacts:Blass Nickel Plated
3. Wire:26AWG 1007UL/CSA red/black Peeling tin
4. Quality Inspection:Full inspection through tensile test

Ordering Code:

BBA - 150 - B - 1

① ② ③ ④

① BBA:Battery Holders

② Wire Length
For example:
150=150mm

③ Packing method
B:BAG PACKING

④ 1 :Series Number

Unless Otherwise specified tolerance
 X. ±0.35 X.XX:±0.20
 X.X:±0.25 X.XXX:±0.15

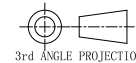
Atkconn® ATKCONN ELECTRONICS CO., LTD
[Http://www.atkconn.com](http://www.atkconn.com)

SCALE: As Shown	UNIT: mm
DRAW ZLA	DATE 21/07/2022
CHECK BobYang	DATE 21/07/2022

TITLE: 9V battery holder

DRAWING NO: BBA-150-B-1

PRODUCT NO: BBA-150-B-1



REV	DESCRIPTION	DATE
1		
2		
3		
4		
5		